

# Pinellas Property Market Report

108 matching properties • May 30, 2026

Filters applied	Headline numbers
<b>City:</b> St. Petersburg	<b>Properties matched:</b> 108
<b>Property type:</b> Convenience Store	<b>Median market value:</b> \$620,000
	<b>Mean market value:</b> \$908,537
	<b>Min / Max:</b> \$135,000 / \$3,210,000
	<b>Mean square footage:</b> 2,475

## Top 108 properties by market value

Address	City	Type	Market Value	Sq Ft	Year	Annual Tax
5901 9TH AVE N	St. Petersburg	Convenience Store	\$3,210,000	5,982	2017	\$63,942
2131 4TH ST N	St. Petersburg	Convenience Store	\$3,105,000	4,152	2010	\$62,050
3637 34TH ST S	St. Petersburg	Convenience Store	\$3,095,000	6,233	2019	\$61,651
10600 ROOSEVELT BLVD N	St. Petersburg	Convenience Store	\$3,065,000	4,717	2022	\$61,054
8601 4TH ST N	St. Petersburg	Convenience Store	\$3,000,000	5,911	2018	\$60,257
2465 22ND AVE N	St. Petersburg	Convenience Store	\$2,700,000	6,099	2014	\$53,783
3650 34TH ST N	St. Petersburg	Convenience Store	\$2,690,000	6,099	2014	\$54,779
6661 54TH AVE N	St. Petersburg	Convenience Store	\$2,650,000	5,900	2018	\$61,883
9501 BAY PINES BLVD	St. Petersburg	Convenience Store	\$2,540,000	6,099	2013	\$46,596
1351 34TH ST N	St. Petersburg	Convenience Store	\$2,295,000	4,400	2017	\$45,716
5390 66TH ST N	St. Petersburg	Convenience Store	\$2,265,000	5,559	2023	\$51,913
3400 5TH AVE N	St. Petersburg	Convenience Store	\$2,045,000	4,100	2012	\$40,736
5756 CENTRAL AVE	St. Petersburg	Convenience Store	\$1,885,000	4,400	2013	\$37,549

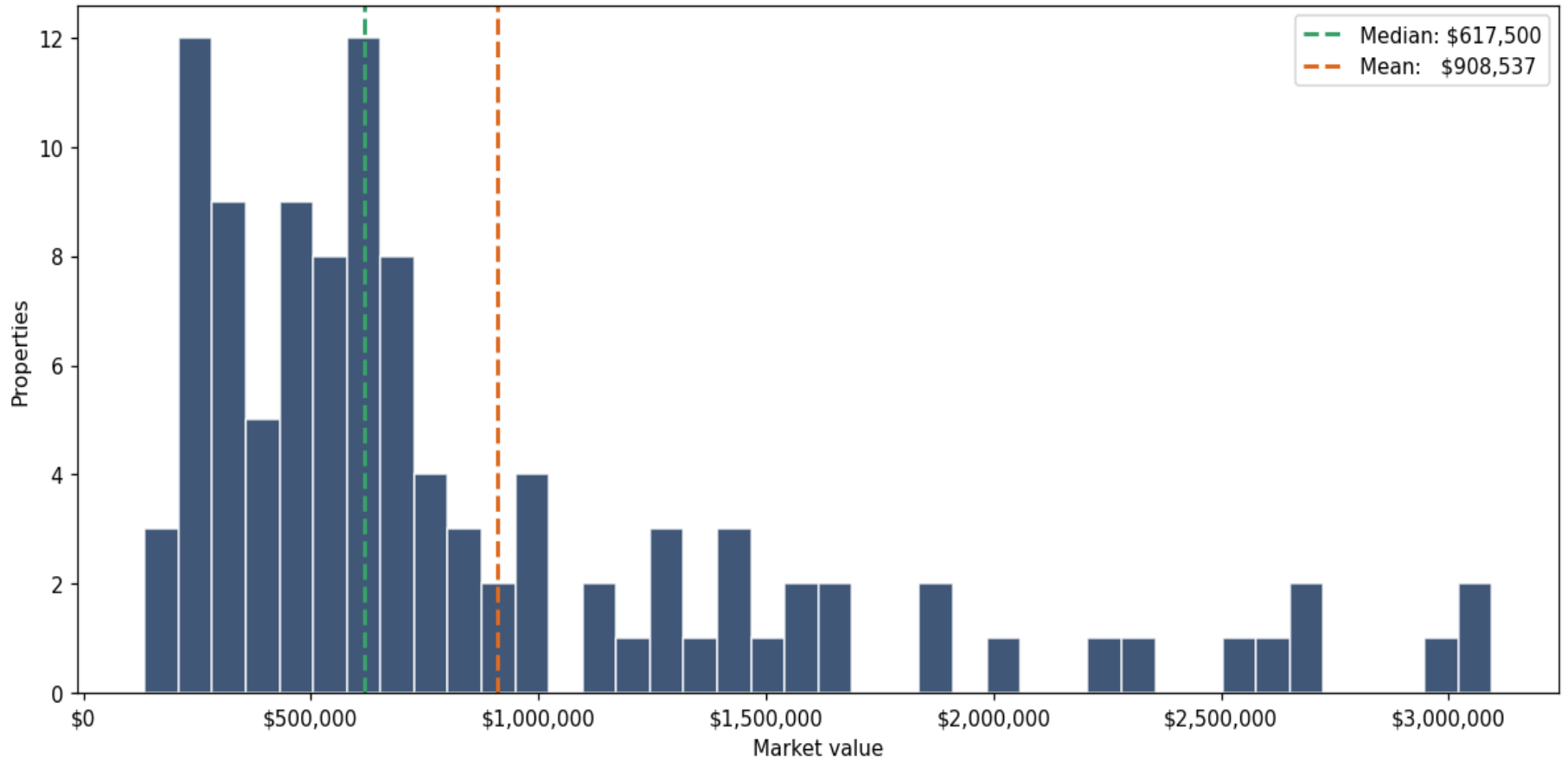
Address	City	Type	Market Value	Sq Ft	Year	Annual Tax
101 34TH ST S	St. Petersburg	Convenience Store	\$1,865,000	4,040	1990	\$37,150
5301 34TH ST S	St. Petersburg	Convenience Store	\$1,685,000	3,456	1999	\$33,565
8301 DR MARTIN LUTHER KING JR ST	St. Petersburg	Convenience Store	\$1,640,000	3,870	2016	\$33,664
10820 GANDY BLVD N	St. Petersburg	Convenience Store	\$1,610,000	3,185	2018	\$32,071
8301 4TH ST N	St. Petersburg	Convenience Store	\$1,560,000	3,213	2016	\$31,872
5800 CENTRAL AVE	St. Petersburg	Convenience Store	\$1,515,000	2,190	1969	\$30,178
901 4TH ST N	St. Petersburg	Convenience Store	\$1,425,000	1,980	1969	\$28,784
3100 54TH AVE S	St. Petersburg	Convenience Store	\$1,420,000	3,124	2020	\$28,286
855 TYRONE BLVD N	St. Petersburg	Convenience Store	\$1,415,000	3,050	2018	\$28,186
3001 66TH ST N	St. Petersburg	Convenience Store	\$1,345,000	3,800	1996	\$26,792
3225 34TH ST N	St. Petersburg	Convenience Store	\$1,280,000	4,314	1998	\$25,497
10021 4TH ST N	St. Petersburg	Convenience Store	\$1,250,000	1,792	1997	\$24,900
2227 28TH ST N	St. Petersburg	Convenience Store	\$1,245,000	3,040	2000	\$24,800
475 34TH ST N	St. Petersburg	Convenience Store	\$1,195,000	3,150	1990	\$23,804
1517 CENTRAL AVE	St. Petersburg	Convenience Store	\$1,155,000	1,624	1961	\$23,007
2731 4TH ST N	St. Petersburg	Convenience Store	\$1,135,000	1,808	1969	\$23,107
5100 34TH ST S	St. Petersburg	Convenience Store	\$1,010,000	3,375	1989	\$20,119
150 PINELLAS BAYWAY S	St. Petersburg	Convenience Store	\$995,000	3,698	1984	\$20,219
11590 4TH ST N	St. Petersburg	Convenience Store	\$975,000	2,976	1983	\$19,422
12025 GANDY BLVD N	St. Petersburg	Convenience Store	\$975,000	3,040	1992	\$20,119
2551 54TH AVE N	St. Petersburg	Convenience Store	\$945,000	3,088	1989	\$20,211
6201 4TH ST N	St. Petersburg	Convenience Store	\$880,000	1,356	1958	\$18,824
5790 34TH ST N	St. Petersburg	Convenience Store	\$850,000	3,294	1982	\$19,482
3090 54TH AVE S	St. Petersburg	Convenience Store	\$820,000	987	1988	\$16,334
7101 54TH AVE N	St. Petersburg	Convenience Store	\$812,000	2,680	1985	\$17,304

Address	City	Type	Market Value	Sq Ft	Year	Annual Tax
5797 38TH AVE N	St. Petersburg	Convenience Store	\$800,000	960	1989	\$16,533
2210 DR MARTIN LUTHER KING JR ST	St. Petersburg	Convenience Store	\$790,000	960	1990	\$15,737
5399 PARK ST N	St. Petersburg	Convenience Store	\$745,000	2,908	1988	\$16,948
6162 DR MARTIN LUTHER KING JR ST	St. Petersburg	Convenience Store	\$735,000	2,864	1987	\$15,039
7340 CENTRAL AVE	St. Petersburg	Convenience Store	\$720,000	384	1990	\$14,342
4850 CENTRAL AVE	St. Petersburg	Convenience Store	\$710,000	1,827	1953	\$14,143
8841 4TH ST N	St. Petersburg	Convenience Store	\$695,000	2,262	1964	\$14,840
1800 34TH ST S	St. Petersburg	Convenience Store	\$695,000	2,964	1971	\$13,844
6600 38TH AVE N	St. Petersburg	Convenience Store	\$690,000	1,024	1989	\$13,745
2110 DR MARTIN LUTHER KING JR ST	St. Petersburg	Convenience Store	\$680,000	2,560	1985	\$13,545
3727 TYRONE BLVD N	St. Petersburg	Convenience Store	\$680,000	1,539	1992	\$13,844
101 40TH AVE N	St. Petersburg	Convenience Store	\$670,000	2,400	1970	\$13,645
825 49TH ST N	St. Petersburg	Convenience Store	\$650,000	2,096	1969	\$12,948
1598 54TH AVE N	St. Petersburg	Convenience Store	\$645,000	2,680	1988	\$13,745
1000 DR MARTIN LUTHER KING JR ST	St. Petersburg	Convenience Store	\$620,000	1,372	1969	\$12,350
3737 49TH ST N	St. Petersburg	Convenience Store	\$620,000	1,736	1993	\$12,749
2749 9TH AVE N	St. Petersburg	Convenience Store	\$615,000	2,220	1986	\$12,251
6201 DR MARTIN LUTHER KING JR ST	St. Petersburg	Convenience Store	\$615,000	2,992	1995	\$12,848
900 34TH ST N	St. Petersburg	Convenience Store	\$615,000	2,397	1956	\$12,251
2750 38TH AVE N	St. Petersburg	Convenience Store	\$610,000	1,410	1993	\$12,151
2930 16TH ST N	St. Petersburg	Convenience Store	\$600,000	2,673	1985	\$11,952
6151 4TH ST N	St. Petersburg	Convenience Store	\$595,000	720	1969	\$12,649
2753 5TH AVE S	St. Petersburg	Convenience Store	\$590,000	1,316	1963	\$11,753
5390 DUHME RD	St. Petersburg	Convenience Store	\$580,000	960	1990	\$10,355
4059 5TH AVE N	St. Petersburg	Convenience Store	\$555,000	2,834	1964	\$13,446

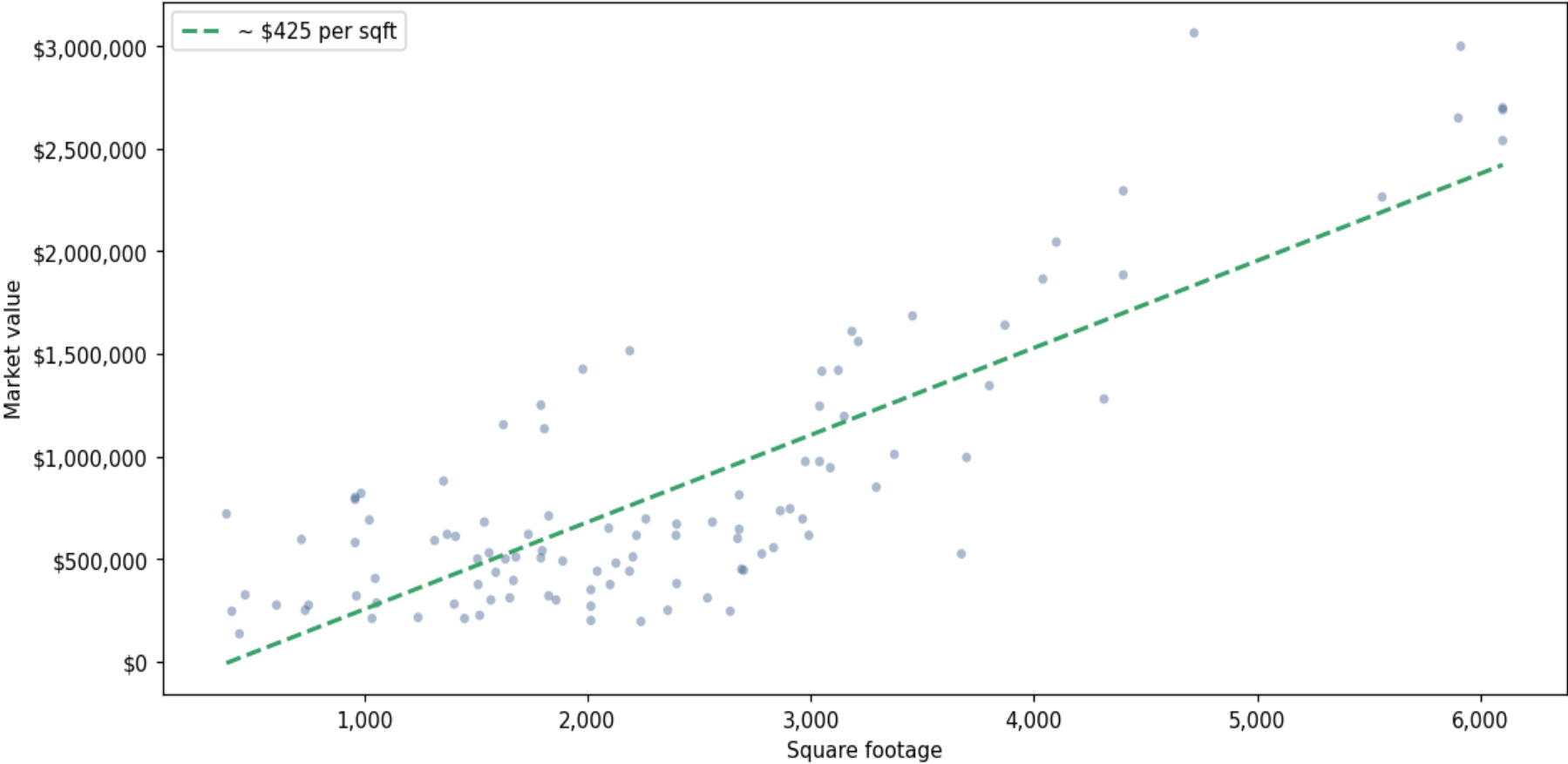
Address	City	Type	Market Value	Sq Ft	Year	Annual Tax
4890 22ND AVE S	St. Petersburg	Convenience Store	\$540,000	1,798	1968	\$10,757
9650 4TH ST N	St. Petersburg	Convenience Store	\$530,000	1,560	1954	\$11,255
3401 5TH AVE S	St. Petersburg	Convenience Store	\$525,000	2,781	1987	\$10,458
3000 49TH ST N	St. Petersburg	Convenience Store	\$525,000	3,675	1961	\$10,458
1266 34TH ST N	St. Petersburg	Convenience Store	\$510,000	1,680	1964	\$10,159
6201 54TH AVE N	St. Petersburg	Convenience Store	\$510,000	2,204	1983	\$12,147
5405 DR MARTIN LUTHER KING JR ST	St. Petersburg	Convenience Store	\$505,000	1,792	1972	\$10,657
3001 49TH ST N	St. Petersburg	Convenience Store	\$500,000	1,633	1965	\$9,960
2539 DR MARTIN LUTHER KING JR ST	St. Petersburg	Convenience Store	\$500,000	1,508	1952	\$10,557
3201 DR MARTIN LUTHER KING JR ST	St. Petersburg	Convenience Store	\$490,000	1,890	1959	\$11,155
4260 54TH AVE N	St. Petersburg	Convenience Store	\$480,000	2,128	1967	\$10,737
7330 CENTRAL AVE	St. Petersburg	Convenience Store	\$450,000	2,690	1962	\$8,964
2632 PARK ST N	St. Petersburg	Convenience Store	\$445,000	2,700	1970	\$9,960
1750 34TH ST S	St. Petersburg	Convenience Store	\$440,000	2,044	1971	\$8,765
4855 1ST AVE S	St. Petersburg	Convenience Store	\$440,000	2,189	1968	\$8,765
1501 34TH ST S	St. Petersburg	Convenience Store	\$435,000	1,590	1955	\$9,163
2680 5TH AVE S	St. Petersburg	Convenience Store	\$405,000	1,050	1974	\$8,067
3400 22ND AVE S	St. Petersburg	Convenience Store	\$395,000	1,669	1988	\$7,868
895 16TH ST N	St. Petersburg	Convenience Store	\$380,000	2,400	1976	\$7,569
901 DR MARTIN LUTHER KING JR ST	St. Petersburg	Convenience Store	\$375,000	2,102	1935	\$7,470
6191 DR MARTIN LUTHER KING JR ST	St. Petersburg	Convenience Store	\$375,000	1,511	1959	\$7,470
5315 16TH ST N	St. Petersburg	Convenience Store	\$350,000	2,016	1969	\$7,271
6625 4TH ST N	St. Petersburg	Convenience Store	\$325,000	468	1974	\$6,673
2211 4TH ST S	St. Petersburg	Convenience Store	\$320,000	1,827	1970	\$6,374
901 DR MARTIN LUTHER KING JR ST	St. Petersburg	Convenience Store	\$320,000	966	1966	\$6,773

Address	City	Type	Market Value	Sq Ft	Year	Annual Tax
1755 DR MARTIN LUTHER KING JR ST	St. Petersburg	Convenience Store	\$310,000	1,653	1962	\$6,175
2000 16TH ST N	St. Petersburg	Convenience Store	\$310,000	2,538	1964	\$6,175
900 16TH ST S	St. Petersburg	Convenience Store	\$300,000	1,860	1954	\$5,976
440 49TH ST S	St. Petersburg	Convenience Store	\$300,000	1,568	1953	\$5,976
6771 46TH AVE N	St. Petersburg	Convenience Store	\$285,000	1,056	1968	\$6,526
2929 28TH ST N	St. Petersburg	Convenience Store	\$280,000	1,404	1956	\$5,578
6231 HAINES RD N	St. Petersburg	Convenience Store	\$275,000	752	1969	\$6,876
5601 38TH AVE N	St. Petersburg	Convenience Store	\$275,000	608	1963	\$6,175
2913 28TH ST N	St. Petersburg	Convenience Store	\$270,000	2,016	1963	\$5,378
4125 16TH ST N	St. Petersburg	Convenience Store	\$250,000	736	1958	\$5,279
1600 18TH AVE S	St. Petersburg	Convenience Store	\$250,000	2,360	1987	\$4,980
5511 DR MARTIN LUTHER KING JR ST	St. Petersburg	Convenience Store	\$245,000	408	1962	\$4,980
3515 30TH AVE N	St. Petersburg	Convenience Store	\$245,000	2,640	1967	\$5,179
2601 30TH AVE N	St. Petersburg	Convenience Store	\$225,000	1,518	1958	\$4,482
1301 DR MARTIN LUTHER KING JR ST	St. Petersburg	Convenience Store	\$215,000	1,242	1962	\$4,283
5705 HAINES RD N	St. Petersburg	Convenience Store	\$210,000	1,450	1939	\$4,842
900 22ND AVE S	St. Petersburg	Convenience Store	\$210,000	1,036	1946	\$4,183
2234 4TH ST S	St. Petersburg	Convenience Store	\$200,000	2,016	1967	\$3,984
1500 DR MARTIN LUTHER KING JR ST	St. Petersburg	Convenience Store	\$195,000	2,240	1962	\$3,884
1931 DR MARTIN LUTHER KING JR ST	St. Petersburg	Convenience Store	\$135,000	442	1962	\$2,689

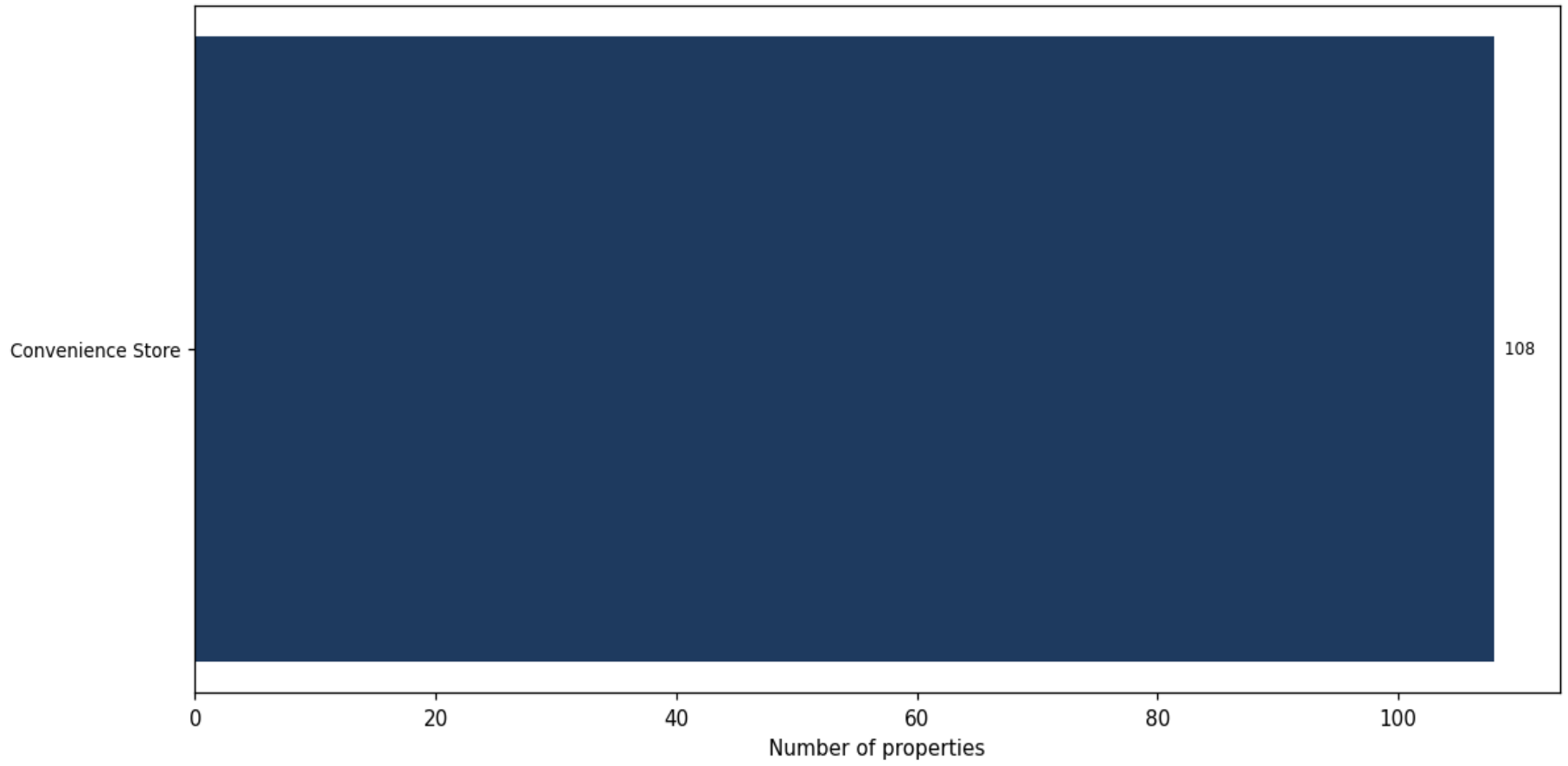
**Market value distribution (n=108, top 1% trimmed for readability)**



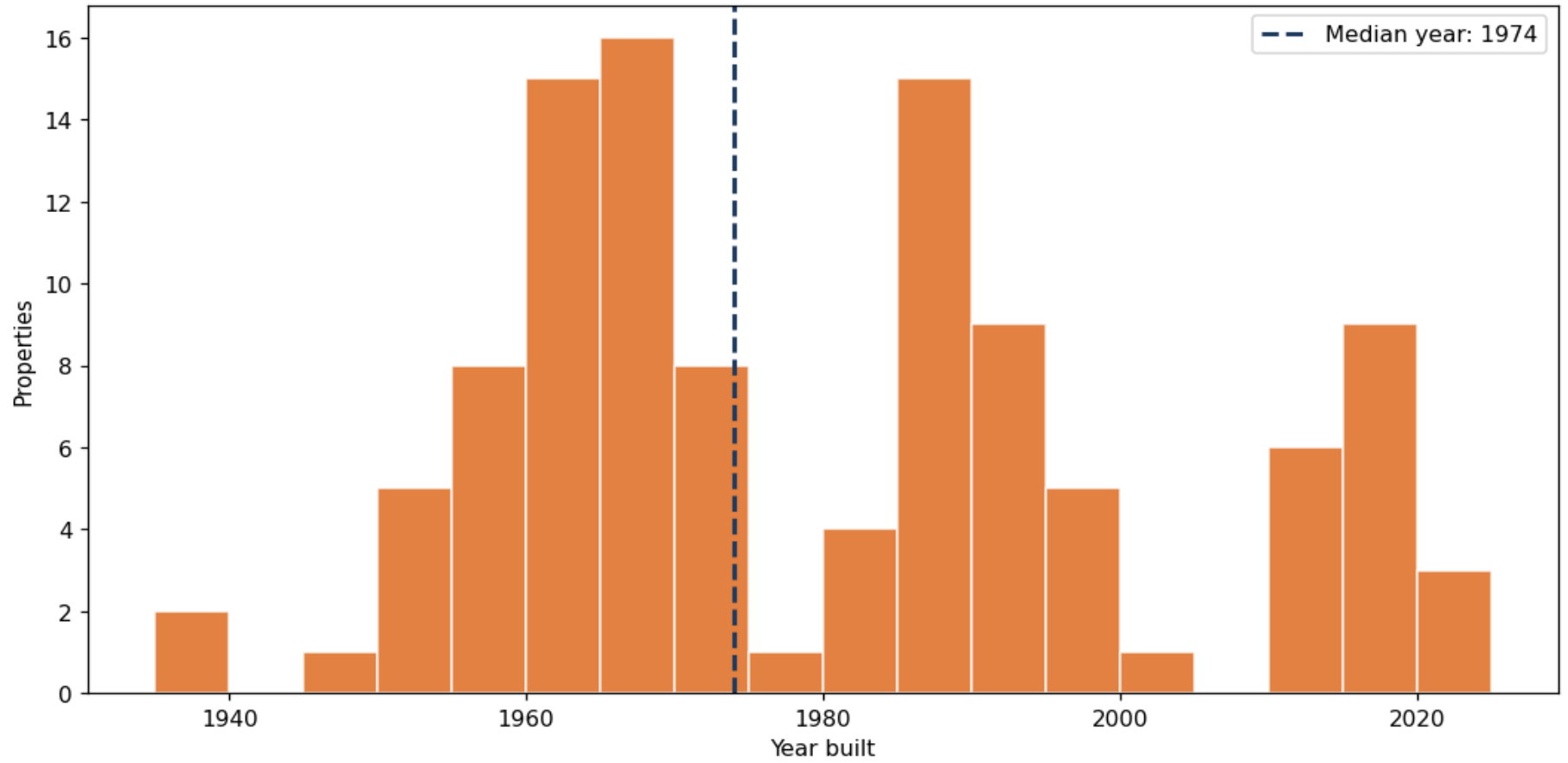
**Building size vs. market value (n=105, outliers trimmed)**



### Top property types by count



**Year built distribution (5-year buckets)**



**Market value vs. assessed value (gap = untaxed appreciation)**

