

Pinellas Property Market Report

587 matching properties • May 31, 2026

Filters applied	Headline numbers
City: St. Petersburg	Properties matched: 587
Property type: Condominium (land lease)	Median market value: \$98,291
	Mean market value: \$133,783
	Min / Max: \$53,550 / \$608,785
	Mean square footage: 998

Top 200 properties by market value

Address	City	Type	Market Value	Sq Ft	Year	Annual Tax
1120 NORTH SHORE DR NE # 1001	St. Petersburg	Condominium (land lease)	\$608,785	1,260	1973	\$9,868
1120 NORTH SHORE DR NE # 401	St. Petersburg	Condominium (land lease)	\$576,030	1,260	1973	\$9,364
1120 NORTH SHORE DR NE # 1101	St. Petersburg	Condominium (land lease)	\$558,391	1,260	1973	\$8,999
1120 NORTH SHORE DR NE # 1102	St. Petersburg	Condominium (land lease)	\$558,391	1,260	1973	\$8,999
1120 NORTH SHORE DR NE # 1002	St. Petersburg	Condominium (land lease)	\$553,058	1,260	1973	\$8,949
1120 NORTH SHORE DR NE # 901	St. Petersburg	Condominium (land lease)	\$548,136	1,260	1973	\$8,834
1120 NORTH SHORE DR NE # 902	St. Petersburg	Condominium (land lease)	\$548,136	1,260	1973	\$8,834
1120 NORTH SHORE DR NE # 802	St. Petersburg	Condominium (land lease)	\$542,804	1,260	1973	\$8,744
1120 NORTH SHORE DR NE # 801	St. Petersburg	Condominium (land lease)	\$541,104	1,260	1973	\$8,710
1120 NORTH SHORE DR NE # 701	St. Petersburg	Condominium (land lease)	\$538,291	1,260	1973	\$8,662
1120 NORTH SHORE DR NE # 702	St. Petersburg	Condominium (land lease)	\$538,291	1,260	1973	\$8,662
1120 NORTH SHORE DR NE # 202	St. Petersburg	Condominium (land lease)	\$536,591	1,260	1973	\$8,599
1120 NORTH SHORE DR NE # 904	St. Petersburg	Condominium (land lease)	\$534,531	1,335	1973	\$8,656

Address	City	Type	Market Value	Sq Ft	Year	Annual Tax
1120 NORTH SHORE DR NE # 601	St. Petersburg	Condominium (land lease)	\$533,369	1,260	1973	\$8,579
1120 NORTH SHORE DR NE # 602	St. Petersburg	Condominium (land lease)	\$531,669	1,260	1973	\$8,545
1120 NORTH SHORE DR NE # 804	St. Petersburg	Condominium (land lease)	\$529,751	1,335	1973	\$8,605
1120 NORTH SHORE DR NE # 502	St. Petersburg	Condominium (land lease)	\$527,626	1,260	1973	\$8,496
1120 NORTH SHORE DR NE # 501	St. Petersburg	Condominium (land lease)	\$525,926	1,260	1973	\$8,476
1120 NORTH SHORE DR NE # 402	St. Petersburg	Condominium (land lease)	\$522,294	1,260	1973	\$8,427
1120 NORTH SHORE DR NE # 301	St. Petersburg	Condominium (land lease)	\$516,082	1,260	1973	\$8,282
1120 NORTH SHORE DR NE # 302	St. Petersburg	Condominium (land lease)	\$516,082	1,260	1973	\$8,282
1120 NORTH SHORE DR NE # 201	St. Petersburg	Condominium (land lease)	\$510,750	1,260	1973	\$8,200
1120 NORTH SHORE DR NE # 703	St. Petersburg	Condominium (land lease)	\$507,284	1,315	1973	\$8,239
1120 NORTH SHORE DR NE # 603	St. Petersburg	Condominium (land lease)	\$502,147	1,315	1973	\$8,167
1120 NORTH SHORE DR NE # 1103	St. Petersburg	Condominium (land lease)	\$500,862	1,315	1973	\$8,563
1120 NORTH SHORE DR NE # 1104	St. Petersburg	Condominium (land lease)	\$494,113	1,335	1973	\$7,948
1120 NORTH SHORE DR NE # 1004	St. Petersburg	Condominium (land lease)	\$489,767	1,335	1973	\$7,889
1120 NORTH SHORE DR NE # 203	St. Petersburg	Condominium (land lease)	\$482,882	1,315	1973	\$7,830
1120 NORTH SHORE DR NE # 704	St. Petersburg	Condominium (land lease)	\$476,728	1,335	1973	\$7,627
1120 NORTH SHORE DR NE # 1003	St. Petersburg	Condominium (land lease)	\$473,464	1,315	1973	\$7,585
1120 NORTH SHORE DR NE # 604	St. Petersburg	Condominium (land lease)	\$471,513	1,335	1973	\$7,590
1120 NORTH SHORE DR NE # 903	St. Petersburg	Condominium (land lease)	\$470,455	1,315	1973	\$7,547
1120 NORTH SHORE DR NE # 504	St. Petersburg	Condominium (land lease)	\$467,167	1,335	1973	\$7,524
1120 NORTH SHORE DR NE # 803	St. Petersburg	Condominium (land lease)	\$464,474	1,315	1973	\$7,448
1120 NORTH SHORE DR NE # 404	St. Petersburg	Condominium (land lease)	\$462,386	1,335	1973	\$7,458
1120 NORTH SHORE DR NE # 304	St. Petersburg	Condominium (land lease)	\$458,040	1,335	1973	\$7,357
1120 NORTH SHORE DR NE # 204	St. Petersburg	Condominium (land lease)	\$453,259	1,335	1973	\$7,298
1120 NORTH SHORE DR NE # 503	St. Petersburg	Condominium (land lease)	\$450,775	1,315	1973	\$7,276

Address	City	Type	Market Value	Sq Ft	Year	Annual Tax
1120 NORTH SHORE DR NE # 403	St. Petersburg	Condominium (land lease)	\$446,494	1,315	1973	\$7,175
1120 NORTH SHORE DR NE # 303	St. Petersburg	Condominium (land lease)	\$442,641	1,315	1973	\$7,103
1120 NORTH SHORE DR NE # 1005	St. Petersburg	Condominium (land lease)	\$417,671	950	1973	\$6,837
1120 NORTH SHORE DR NE # 905	St. Petersburg	Condominium (land lease)	\$414,270	950	1973	\$6,767
1120 NORTH SHORE DR NE # 605	St. Petersburg	Condominium (land lease)	\$403,135	950	1973	\$6,560
1120 NORTH SHORE DR NE # 1105	St. Petersburg	Condominium (land lease)	\$382,724	950	1973	\$6,247
1120 NORTH SHORE DR NE # 805	St. Petersburg	Condominium (land lease)	\$374,527	950	1973	\$6,060
1120 NORTH SHORE DR NE # 705	St. Petersburg	Condominium (land lease)	\$369,116	950	1973	\$5,940
1120 NORTH SHORE DR NE # 505	St. Petersburg	Condominium (land lease)	\$362,002	950	1973	\$5,816
1120 NORTH SHORE DR NE # 405	St. Petersburg	Condominium (land lease)	\$358,291	950	1973	\$5,765
1120 NORTH SHORE DR NE # 305	St. Petersburg	Condominium (land lease)	\$354,580	950	1973	\$5,707
1120 NORTH SHORE DR NE # 205	St. Petersburg	Condominium (land lease)	\$351,487	950	1973	\$5,645
1000 49TH ST N # 301	St. Petersburg	Condominium (land lease)	\$207,570	2,410	1967	\$2,792
1225 58TH ST N # 201A	St. Petersburg	Condominium (land lease)	\$185,225	2,186	1969	\$3,267
5155 9TH AVE N # 101	St. Petersburg	Condominium (land lease)	\$167,794	1,219	1967	\$1,676
5155 9TH AVE N # 201	St. Petersburg	Condominium (land lease)	\$166,646	1,219	1967	\$1,663
5150 10TH AVE N # 309	St. Petersburg	Condominium (land lease)	\$154,310	1,150	1967	\$1,544
5155 9TH AVE N # 309	St. Petersburg	Condominium (land lease)	\$152,917	1,150	1967	\$1,528
5155 9TH AVE N # 304	St. Petersburg	Condominium (land lease)	\$148,897	1,134	1967	\$1,463
5150 10TH AVE N # 101	St. Petersburg	Condominium (land lease)	\$148,763	1,219	1967	\$1,521
5150 10TH AVE N # 112	St. Petersburg	Condominium (land lease)	\$148,763	1,219	1967	\$1,521
5908 5TH AVE N # C2	St. Petersburg	Condominium (land lease)	\$148,645	887	1966	\$2,196
5908 5TH AVE N	St. Petersburg	Condominium (land lease)	\$148,645	887	1966	\$2,196
5900 5TH AVE N	St. Petersburg	Condominium (land lease)	\$147,886	894	1966	\$2,186
5150 10TH AVE N # 201	St. Petersburg	Condominium (land lease)	\$147,450	1,219	1967	\$1,504

Address	City	Type	Market Value	Sq Ft	Year	Annual Tax
5155 9TH AVE N # 312	St. Petersburg	Condominium (land lease)	\$147,450	1,219	1967	\$1,504
5150 10TH AVE N # 301	St. Petersburg	Condominium (land lease)	\$147,450	1,219	1967	\$1,504
5155 9TH AVE N # 212	St. Petersburg	Condominium (land lease)	\$147,450	1,219	1967	\$1,504
5155 9TH AVE N # 301	St. Petersburg	Condominium (land lease)	\$147,450	1,219	1967	\$1,504
5150 10TH AVE N # 312	St. Petersburg	Condominium (land lease)	\$147,450	1,219	1967	\$1,504
5155 9TH AVE N # 112	St. Petersburg	Condominium (land lease)	\$147,063	1,219	1967	\$1,487
5908 5TH AVE N	St. Petersburg	Condominium (land lease)	\$146,377	887	1966	\$2,162
5150 10TH AVE N # 212	St. Petersburg	Condominium (land lease)	\$145,750	1,219	1967	\$1,471
5916 5TH AVE N # 4	St. Petersburg	Condominium (land lease)	\$145,302	887	1966	\$2,145
5155 9TH AVE N # 106	St. Petersburg	Condominium (land lease)	\$144,415	1,053	1967	\$1,446
5155 9TH AVE N # 105	St. Petersburg	Condominium (land lease)	\$143,320	1,150	1967	\$1,436
5900 5TH AVE N # D7	St. Petersburg	Condominium (land lease)	\$143,313	894	1966	\$2,117
5908 5TH AVE N # 9	St. Petersburg	Condominium (land lease)	\$142,317	887	1966	\$2,103
5155 9TH AVE N # 209	St. Petersburg	Condominium (land lease)	\$141,618	1,150	1967	\$1,420
5150 10TH AVE N # 111	St. Petersburg	Condominium (land lease)	\$139,847	1,134	1967	\$1,401
5150 10TH AVE N # 110	St. Petersburg	Condominium (land lease)	\$139,847	1,134	1967	\$1,401
5150 10TH AVE N # 109	St. Petersburg	Condominium (land lease)	\$138,370	1,150	1967	\$1,380
5916 5TH AVE N # 12	St. Petersburg	Condominium (land lease)	\$137,901	887	1966	\$2,032
5155 9TH AVE N # 109	St. Petersburg	Condominium (land lease)	\$137,594	1,150	1967	\$1,404
5924 5TH AVE N # 6	St. Petersburg	Condominium (land lease)	\$137,332	890	1965	\$2,685
5150 10TH AVE N # 205	St. Petersburg	Condominium (land lease)	\$136,355	1,150	1967	\$1,394
5155 9TH AVE N # 205	St. Petersburg	Condominium (land lease)	\$136,355	1,150	1967	\$1,394
5150 10TH AVE N # 305	St. Petersburg	Condominium (land lease)	\$136,355	1,150	1967	\$1,394
5155 9TH AVE N # 103	St. Petersburg	Condominium (land lease)	\$135,879	1,134	1967	\$1,385
5150 10TH AVE N # 103	St. Petersburg	Condominium (land lease)	\$135,879	1,134	1967	\$1,385

Address	City	Type	Market Value	Sq Ft	Year	Annual Tax
5155 9TH AVE N # 110	St. Petersburg	Condominium (land lease)	\$135,879	1,134	1967	\$1,385
5150 10TH AVE N # 104	St. Petersburg	Condominium (land lease)	\$135,879	1,134	1967	\$1,385
5155 9TH AVE N # 111	St. Petersburg	Condominium (land lease)	\$135,879	1,134	1967	\$1,385
5890 38TH AVE N # 111	St. Petersburg	Condominium (land lease)	\$135,317	1,090	1971	\$2,358
5150 10TH AVE N # 105	St. Petersburg	Condominium (land lease)	\$135,044	1,150	1967	\$1,353
5150 10TH AVE N # 102	St. Petersburg	Condominium (land lease)	\$135,029	1,134	1967	\$1,368
5150 10TH AVE N # 209	St. Petersburg	Condominium (land lease)	\$134,655	1,150	1967	\$1,361
5155 9TH AVE N # 305	St. Petersburg	Condominium (land lease)	\$134,655	1,150	1967	\$1,361
5150 10TH AVE N # 310	St. Petersburg	Condominium (land lease)	\$134,506	1,134	1967	\$1,407
5155 9TH AVE N # 211	St. Petersburg	Condominium (land lease)	\$134,506	1,134	1967	\$1,376
5150 10TH AVE N # 204	St. Petersburg	Condominium (land lease)	\$134,506	1,134	1967	\$1,376
5150 10TH AVE N # 202	St. Petersburg	Condominium (land lease)	\$134,506	1,134	1967	\$1,376
5150 10TH AVE N # 302	St. Petersburg	Condominium (land lease)	\$134,506	1,134	1967	\$1,376
5150 10TH AVE N # 203	St. Petersburg	Condominium (land lease)	\$134,506	1,134	1967	\$1,376
5150 10TH AVE N # 210	St. Petersburg	Condominium (land lease)	\$134,179	1,134	1967	\$1,342
5155 9TH AVE N # 202	St. Petersburg	Condominium (land lease)	\$134,179	1,134	1967	\$1,342
5155 9TH AVE N # 104	St. Petersburg	Condominium (land lease)	\$134,179	1,134	1967	\$1,352
5900 5TH AVE N # D6	St. Petersburg	Condominium (land lease)	\$133,808	894	1966	\$1,983
5155 9TH AVE N # 204	St. Petersburg	Condominium (land lease)	\$133,656	1,134	1967	\$1,359
5155 9TH AVE N # 102	St. Petersburg	Condominium (land lease)	\$133,329	1,134	1967	\$1,335
5150 10TH AVE N # 106	St. Petersburg	Condominium (land lease)	\$132,936	1,053	1967	\$1,335
5155 9TH AVE N # 311	St. Petersburg	Condominium (land lease)	\$132,806	1,134	1967	\$1,342
5155 9TH AVE N # 302	St. Petersburg	Condominium (land lease)	\$132,806	1,134	1967	\$1,342
5150 10TH AVE N # 304	St. Petersburg	Condominium (land lease)	\$132,806	1,134	1967	\$1,342
5150 10TH AVE N # 303	St. Petersburg	Condominium (land lease)	\$132,806	1,134	1967	\$1,342

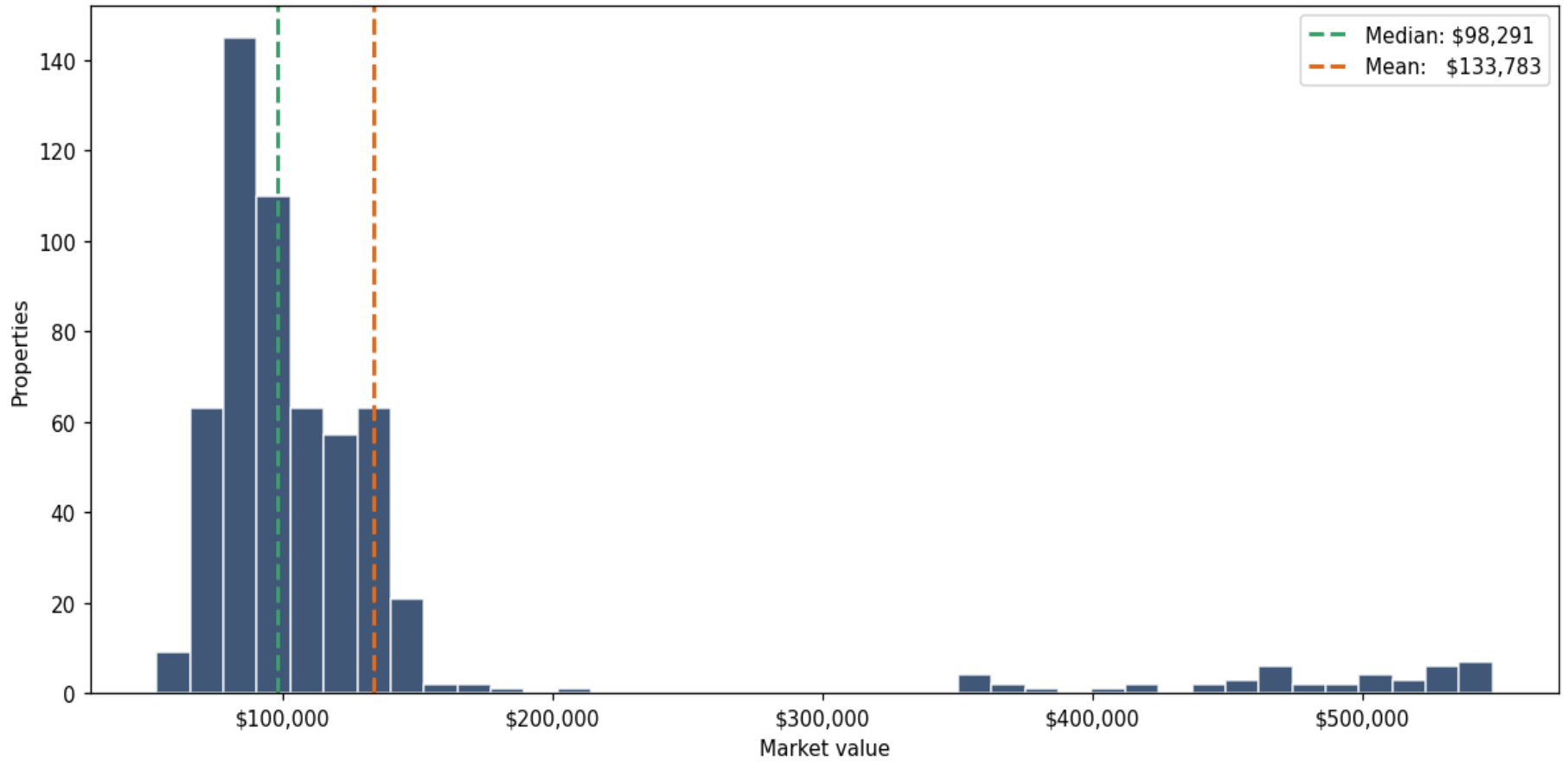
Address	City	Type	Market Value	Sq Ft	Year	Annual Tax
5155 9TH AVE N # 310	St. Petersburg	Condominium (land lease)	\$132,806	1,134	1967	\$1,342
5150 10TH AVE N # 311	St. Petersburg	Condominium (land lease)	\$132,806	1,134	1967	\$1,342
5155 9TH AVE N # 210	St. Petersburg	Condominium (land lease)	\$132,806	1,134	1967	\$1,342
5150 10TH AVE N # 211	St. Petersburg	Condominium (land lease)	\$132,806	1,134	1967	\$1,342
5155 9TH AVE N # 203	St. Petersburg	Condominium (land lease)	\$132,806	1,134	1967	\$1,342
5155 9TH AVE N # 303	St. Petersburg	Condominium (land lease)	\$132,806	1,134	1967	\$1,342
5908 5TH AVE N # C3	St. Petersburg	Condominium (land lease)	\$132,767	887	1966	\$1,961
5924 5TH AVE N # 12	St. Petersburg	Condominium (land lease)	\$132,495	890	1965	\$2,590
5900 5TH AVE N	St. Petersburg	Condominium (land lease)	\$132,365	894	1966	\$1,991
5900 5TH AVE N	St. Petersburg	Condominium (land lease)	\$132,365	894	1966	\$1,991
5916 5TH AVE N # 1	St. Petersburg	Condominium (land lease)	\$131,454	887	1966	\$1,978
5916 5TH AVE N # 6	St. Petersburg	Condominium (land lease)	\$131,454	887	1966	\$1,978
5908 5TH AVE N	St. Petersburg	Condominium (land lease)	\$131,454	887	1966	\$1,978
5900 5TH AVE N	St. Petersburg	Condominium (land lease)	\$131,040	894	1966	\$1,946
3740 58TH ST N # 201	St. Petersburg	Condominium (land lease)	\$130,955	1,176	1974	\$2,207
5912 5TH AVE N # 1	St. Petersburg	Condominium (land lease)	\$130,698	890	1966	\$1,965
5916 5TH AVE N # 7	St. Petersburg	Condominium (land lease)	\$130,141	887	1966	\$1,961
5908 5TH AVE N	St. Petersburg	Condominium (land lease)	\$130,141	887	1966	\$1,961
5924 5TH AVE N # 3	St. Petersburg	Condominium (land lease)	\$129,979	890	1965	\$2,541
5912 5TH AVE N # 7	St. Petersburg	Condominium (land lease)	\$129,380	890	1966	\$1,947
5924 5TH AVE N # 9	St. Petersburg	Condominium (land lease)	\$128,661	890	1965	\$2,516
5155 9TH AVE N # 306	St. Petersburg	Condominium (land lease)	\$128,400	1,053	1967	\$1,297
5150 10TH AVE N # 107	St. Petersburg	Condominium (land lease)	\$128,310	1,039	1967	\$1,337
5912 5TH AVE N # 4	St. Petersburg	Condominium (land lease)	\$128,183	890	1966	\$1,928
5916 5TH AVE N # 3	St. Petersburg	Condominium (land lease)	\$127,753	887	1966	\$1,921

Address	City	Type	Market Value	Sq Ft	Year	Annual Tax
5916 5TH AVE N # 5	St. Petersburg	Condominium (land lease)	\$127,753	887	1966	\$1,921
5908 5TH AVE N	St. Petersburg	Condominium (land lease)	\$127,753	887	1966	\$1,921
5900 5TH AVE N	St. Petersburg	Condominium (land lease)	\$127,310	894	1966	\$1,916
5900 5TH AVE N	St. Petersburg	Condominium (land lease)	\$127,310	894	1966	\$1,914
5150 10TH AVE N # 108	St. Petersburg	Condominium (land lease)	\$127,267	1,053	1967	\$1,303
5155 9TH AVE N # 108	St. Petersburg	Condominium (land lease)	\$127,267	1,053	1967	\$1,303
5912 5TH AVE N # 10	St. Petersburg	Condominium (land lease)	\$126,864	890	1966	\$1,910
5916 5TH AVE N # 10	St. Petersburg	Condominium (land lease)	\$126,440	887	1966	\$1,904
5908 5TH AVE N	St. Petersburg	Condominium (land lease)	\$126,440	887	1966	\$1,904
5916 5TH AVE N # 11	St. Petersburg	Condominium (land lease)	\$126,440	887	1966	\$1,904
5908 5TH AVE N	St. Petersburg	Condominium (land lease)	\$126,440	887	1966	\$1,904
5155 9TH AVE N # 208	St. Petersburg	Condominium (land lease)	\$125,991	1,053	1967	\$1,288
5150 10TH AVE N # 306	St. Petersburg	Condominium (land lease)	\$125,991	1,053	1967	\$1,288
5155 9TH AVE N # 308	St. Petersburg	Condominium (land lease)	\$125,991	1,053	1967	\$1,288
5150 10TH AVE N # 208	St. Petersburg	Condominium (land lease)	\$125,991	1,053	1967	\$1,288
5150 10TH AVE N # 206	St. Petersburg	Condominium (land lease)	\$125,991	1,053	1967	\$1,288
5150 10TH AVE N # 308	St. Petersburg	Condominium (land lease)	\$125,991	1,053	1967	\$1,288
5155 9TH AVE N # 206	St. Petersburg	Condominium (land lease)	\$125,991	1,053	1967	\$1,288
5155 9TH AVE N # 107	St. Petersburg	Condominium (land lease)	\$125,760	1,039	1967	\$1,287
5880 38TH AVE N # 301	St. Petersburg	Condominium (land lease)	\$125,687	1,096	1971	\$2,193
3125 36TH ST N # 208	St. Petersburg	Condominium (land lease)	\$125,204	963	1972	\$2,288
5916 5TH AVE N # 9	St. Petersburg	Condominium (land lease)	\$125,127	887	1966	\$1,884
1000 49TH ST N # 101	St. Petersburg	Condominium (land lease)	\$124,756	1,232	1967	\$1,673
5155 9TH AVE N # 307	St. Petersburg	Condominium (land lease)	\$124,501	1,039	1967	\$1,272
5150 10TH AVE N # 307	St. Petersburg	Condominium (land lease)	\$124,501	1,039	1967	\$1,272

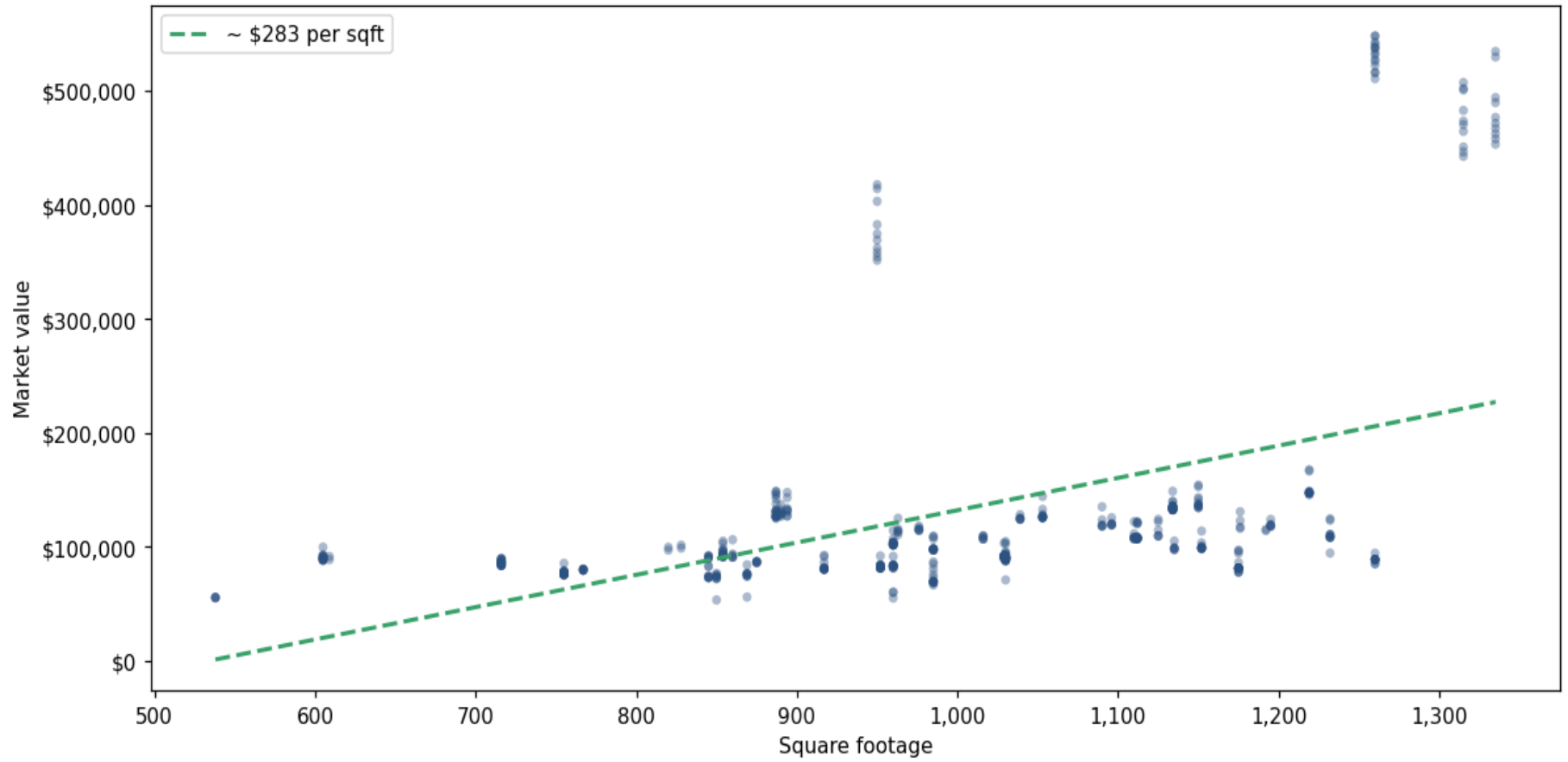
Address	City	Type	Market Value	Sq Ft	Year	Annual Tax
5155 9TH AVE N # 207	St. Petersburg	Condominium (land lease)	\$124,501	1,039	1967	\$1,272
5150 10TH AVE N # 207	St. Petersburg	Condominium (land lease)	\$124,501	1,039	1967	\$1,272
955 51ST ST N # 106	St. Petersburg	Condominium (land lease)	\$124,253	1,125	1968	\$1,912
955 51ST ST N # 201	St. Petersburg	Condominium (land lease)	\$124,165	1,195	1968	\$1,904
5890 38TH AVE N # 301	St. Petersburg	Condominium (land lease)	\$123,728	1,090	1971	\$2,153
1000 49TH ST N # 212	St. Petersburg	Condominium (land lease)	\$123,481	1,232	1967	\$1,644
3740 58TH ST N # 110	St. Petersburg	Condominium (land lease)	\$123,041	1,176	1974	\$2,073
955 51ST ST N # 207	St. Petersburg	Condominium (land lease)	\$122,205	1,110	1968	\$1,876
955 51ST ST N # 105	St. Petersburg	Condominium (land lease)	\$122,192	1,125	1968	\$1,877
3740 58TH ST N # 107	St. Petersburg	Condominium (land lease)	\$121,929	1,112	1974	\$2,057
3740 58TH ST N # 104	St. Petersburg	Condominium (land lease)	\$121,929	1,112	1974	\$2,054
3740 58TH ST N # 206	St. Petersburg	Condominium (land lease)	\$120,881	1,112	1974	\$2,035
5880 38TH AVE N # 101	St. Petersburg	Condominium (land lease)	\$120,819	1,096	1971	\$2,148
3740 58TH ST N # 207	St. Petersburg	Condominium (land lease)	\$120,432	1,112	1974	\$2,032
5880 38TH AVE N # 311	St. Petersburg	Condominium (land lease)	\$119,786	1,096	1971	\$2,127
5880 38TH AVE N # 201	St. Petersburg	Condominium (land lease)	\$119,786	1,096	1971	\$2,127
5880 38TH AVE N # 211	St. Petersburg	Condominium (land lease)	\$119,786	1,096	1971	\$2,127
5890 38TH AVE N # 101	St. Petersburg	Condominium (land lease)	\$119,473	1,090	1971	\$2,141
955 51ST ST N # 309	St. Petersburg	Condominium (land lease)	\$119,340	1,195	1968	\$1,861
955 51ST ST N # 301	St. Petersburg	Condominium (land lease)	\$119,340	1,195	1968	\$1,861
955 51ST ST N # 209	St. Petersburg	Condominium (land lease)	\$119,340	1,195	1968	\$1,861
5880 38TH AVE N # 111	St. Petersburg	Condominium (land lease)	\$119,119	1,096	1971	\$2,114
5890 38TH AVE N # 311	St. Petersburg	Condominium (land lease)	\$118,446	1,090	1971	\$2,104
5890 38TH AVE N # 201	St. Petersburg	Condominium (land lease)	\$118,446	1,090	1971	\$2,104
5890 38TH AVE N # 211	St. Petersburg	Condominium (land lease)	\$118,446	1,090	1971	\$2,104

Address	City	Type	Market Value	Sq Ft	Year	Annual Tax
3125 36TH ST N # 105	St. Petersburg	Condominium (land lease)	\$118,333	976	1972	\$2,150
955 51ST ST N # 101	St. Petersburg	Condominium (land lease)	\$118,054	1,195	1968	\$1,845
955 51ST ST N # 109	St. Petersburg	Condominium (land lease)	\$118,054	1,195	1968	\$1,845
3740 58TH ST N # 101	St. Petersburg	Condominium (land lease)	\$117,501	1,176	1974	\$2,018
3125 36TH ST N # 309	St. Petersburg	Condominium (land lease)	\$116,648	976	1972	\$2,171
3740 58TH ST N # 210	St. Petersburg	Condominium (land lease)	\$116,393	1,176	1974	\$1,998
3125 36TH ST N # 109	St. Petersburg	Condominium (land lease)	\$115,783	976	1972	\$2,133
3125 36TH ST N # 108	St. Petersburg	Condominium (land lease)	\$115,743	963	1972	\$2,151
3740 58TH ST N # 105	St. Petersburg	Condominium (land lease)	\$115,399	1,192	1974	\$1,986
955 51ST ST N # 205	St. Petersburg	Condominium (land lease)	\$114,772	1,125	1968	\$1,759
3125 36TH ST N # 305	St. Petersburg	Condominium (land lease)	\$114,732	976	1972	\$2,131
3125 36TH ST N # 209	St. Petersburg	Condominium (land lease)	\$114,732	976	1972	\$2,131

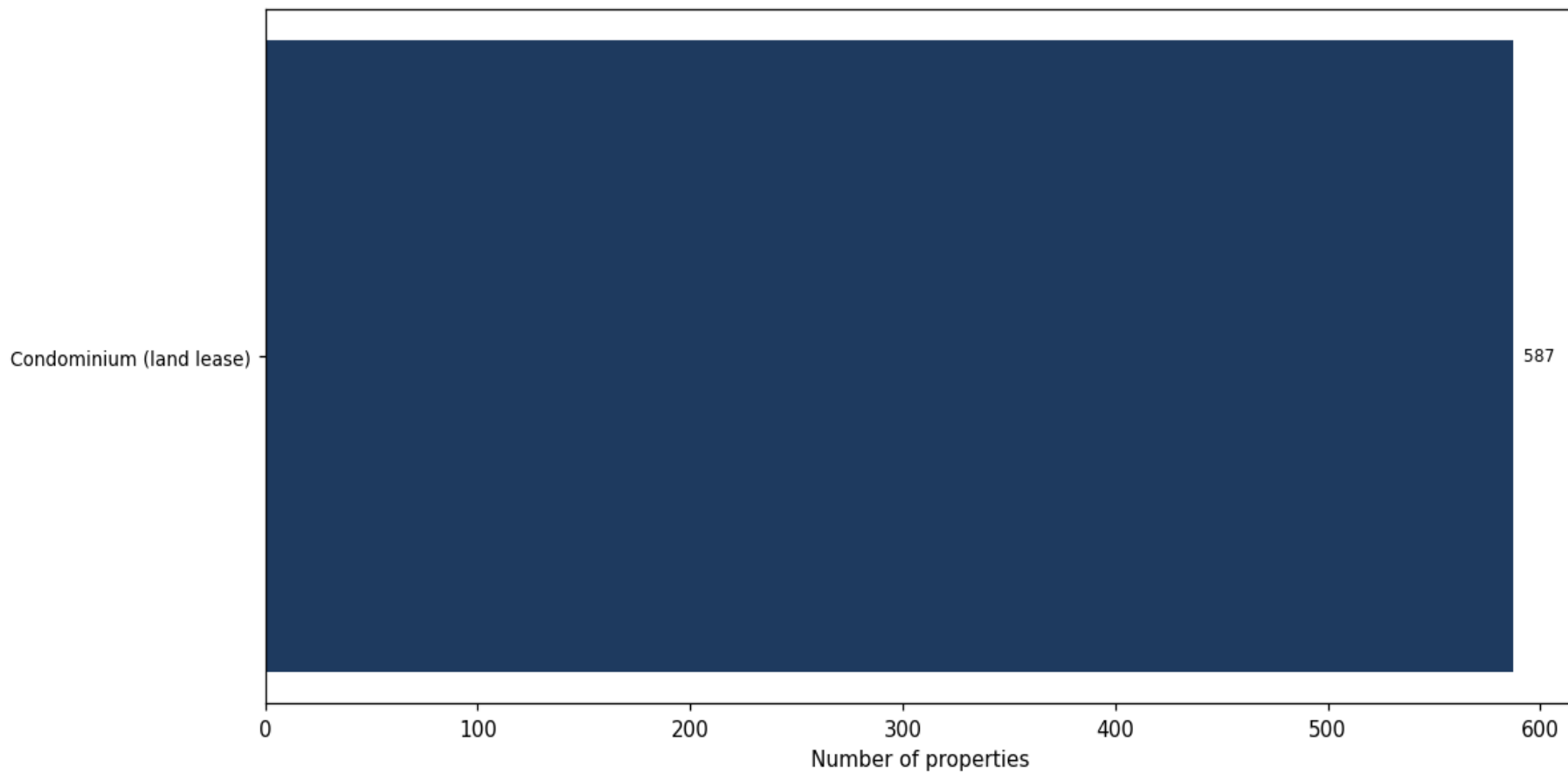
Market value distribution (n=587, top 1% trimmed for readability)



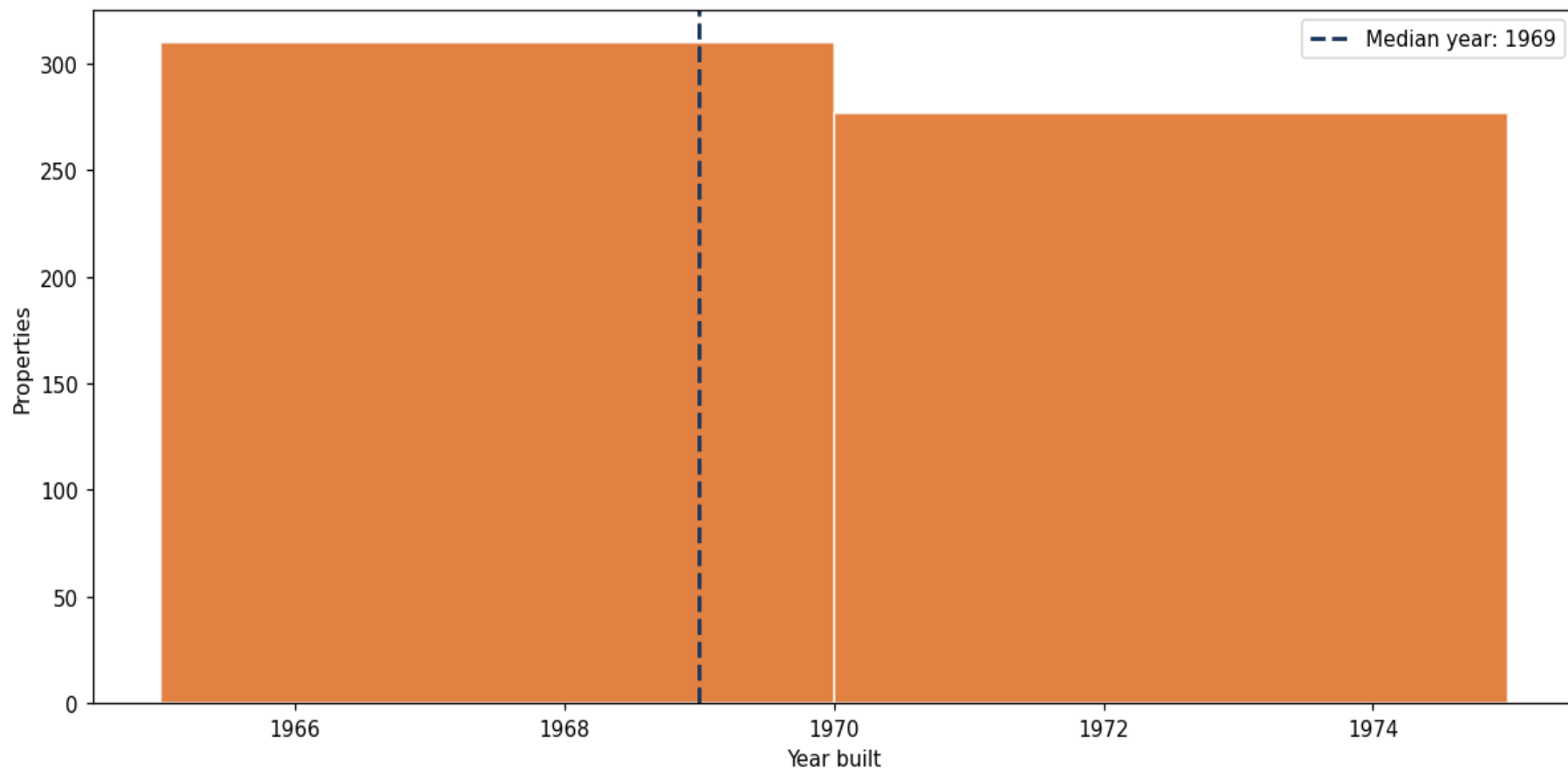
Building size vs. market value (n=580, outliers trimmed)



Top property types by count



Year built distribution (5-year buckets)



Market value vs. assessed value (gap = untaxed appreciation)

