

Pinellas Property Market Report

15 matching properties • May 31, 2026

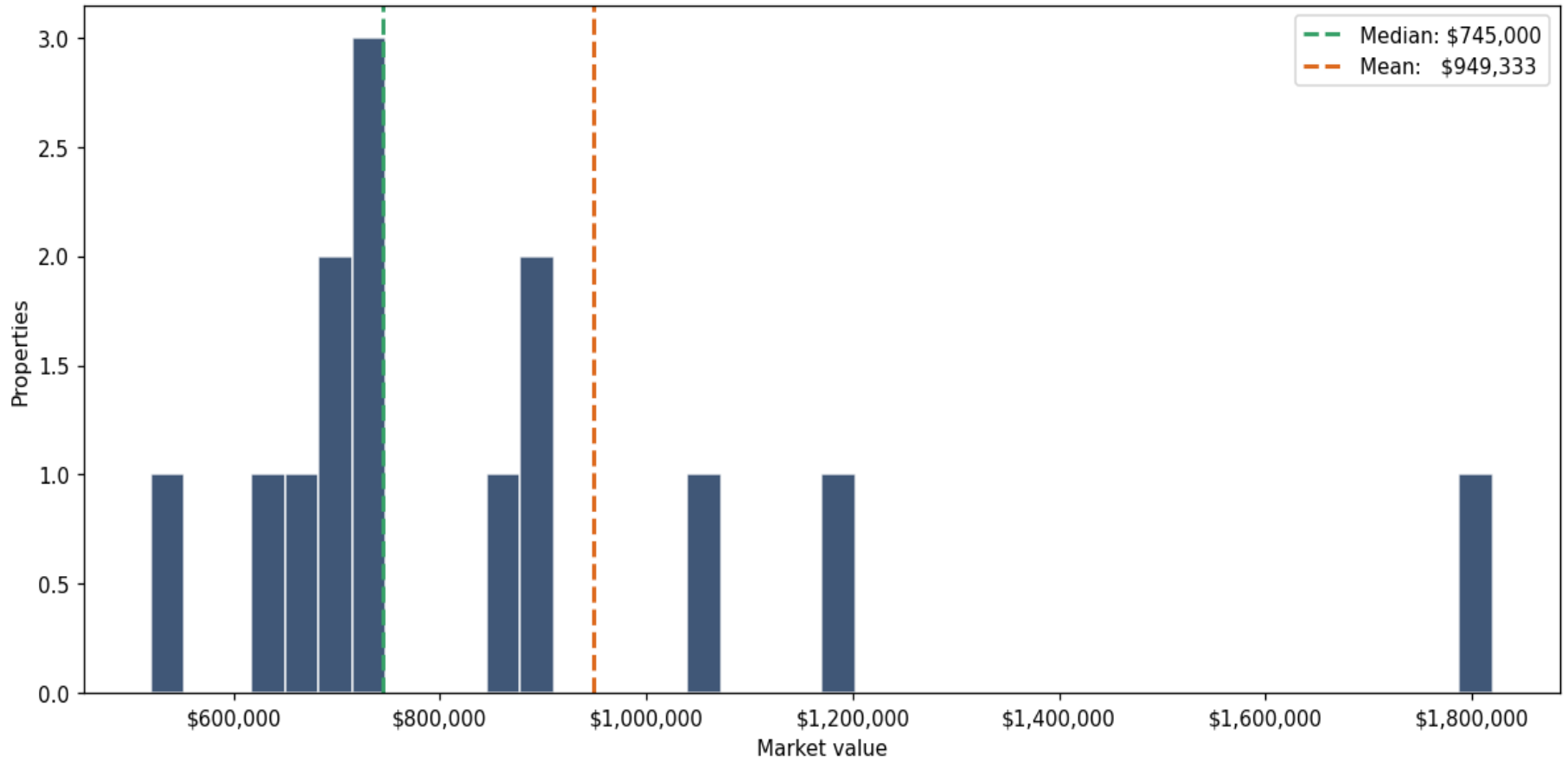
Filters applied	Headline numbers
City: St. Petersburg	Properties matched: 15
Property type: Auto Service Center (National) or Quick Lube	Median market value: \$745,000
	Mean market value: \$949,333
	Min / Max: \$520,000 / \$2,145,000
	Mean square footage: 6,068

Top 15 properties by market value

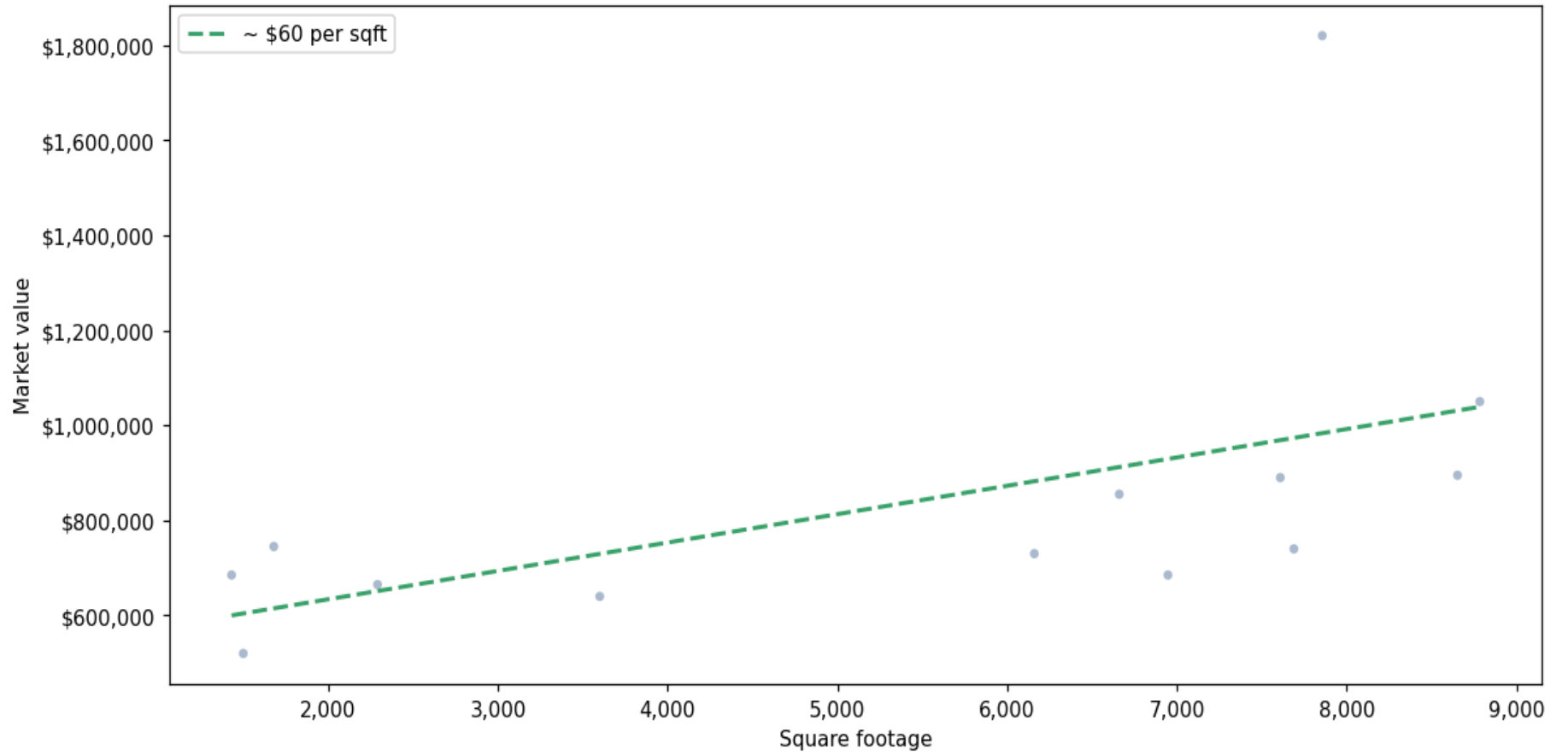
Address	City	Type	Market Value	Sq Ft	Year	Annual Tax
4900 34TH ST S	St. Petersburg	Auto Service Center (Nat	\$2,145,000	6,954	2023	\$42,728
4001 4TH ST N	St. Petersburg	Auto Service Center (Nat	\$1,820,000	7,856	2017	\$37,847
912 DR MARTIN LUTHER KING JR ST	St. Petersburg	Auto Service Center (Nat	\$1,175,000	13,201	1970	\$23,406
456 DR MARTIN LUTHER KING JR ST	St. Petersburg	Auto Service Center (Nat	\$1,050,000	8,784	1966	\$20,916
2701 TYRONE BLVD N	St. Petersburg	Auto Service Center (Nat	\$895,000	8,653	1973	\$17,828
380 34TH ST N	St. Petersburg	Auto Service Center (Nat	\$890,000	7,609	1966	\$17,729
6291 DR MARTIN LUTHER KING JR ST	St. Petersburg	Auto Service Center (Nat	\$855,000	6,660	1977	\$17,629
1698 34TH ST N	St. Petersburg	Auto Service Center (Nat	\$745,000	1,680	2018	\$15,239
3398 34TH ST N	St. Petersburg	Auto Service Center (Nat	\$740,000	7,689	1960	\$14,741
5344 16TH ST N	St. Petersburg	Auto Service Center (Nat	\$730,000	6,160	1962	\$15,239
2911 TYRONE BLVD N	St. Petersburg	Auto Service Center (Nat	\$685,000	6,947	1968	\$13,645
3801 66TH ST N	St. Petersburg	Auto Service Center (Nat	\$685,000	1,431	2022	\$14,143
4846 4TH ST N	St. Petersburg	Auto Service Center (Nat	\$665,000	2,291	1957	\$13,745

Address	City	Type	Market Value	Sq Ft	Year	Annual Tax
3311 5TH AVE N	St. Petersburg	Auto Service Center (Nat	\$640,000	3,600	1965	\$12,749
5763 CENTRAL AVE	St. Petersburg	Auto Service Center (Nat	\$520,000	1,500	1985	\$10,757

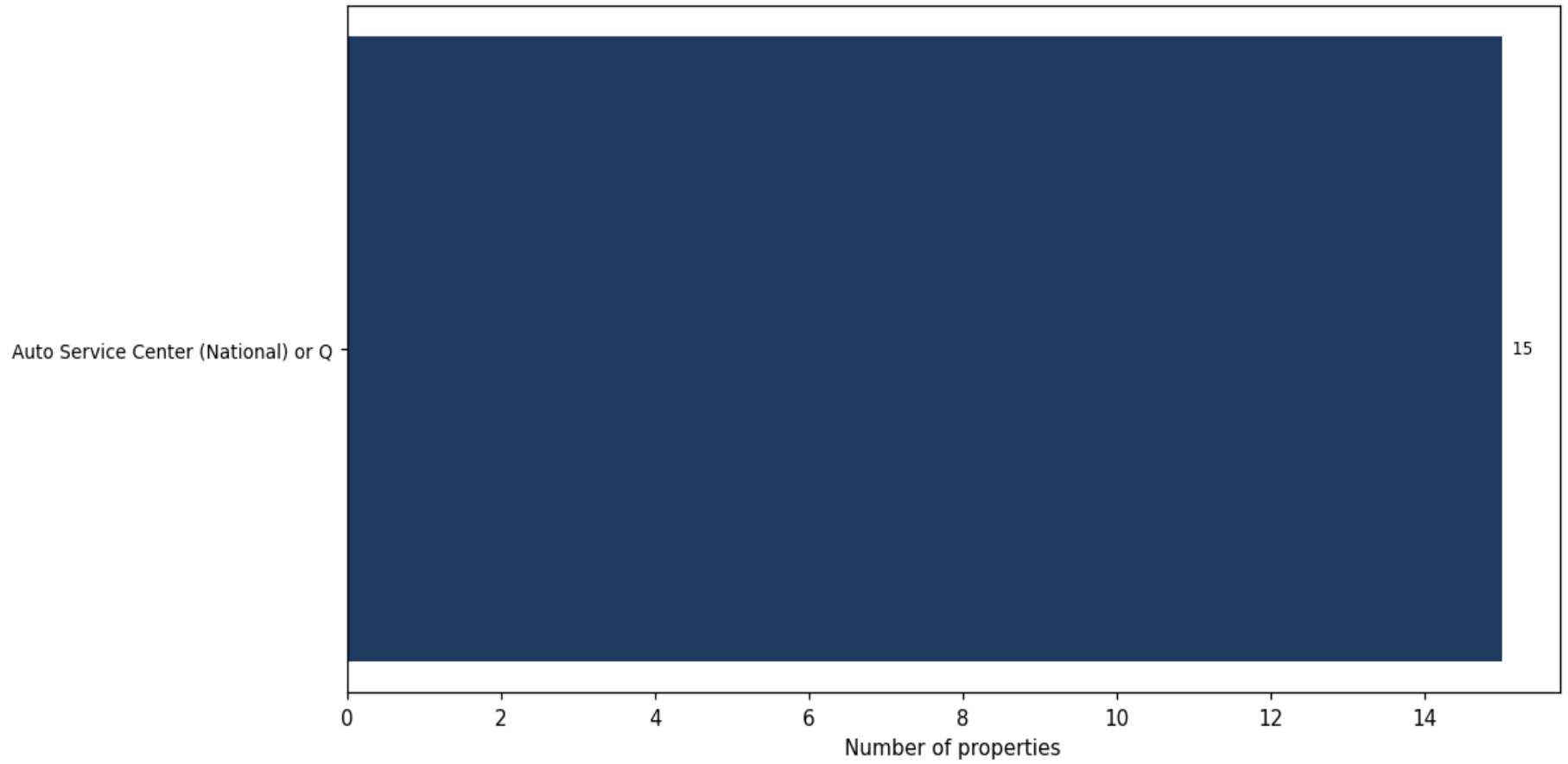
Market value distribution (n=15, top 1% trimmed for readability)



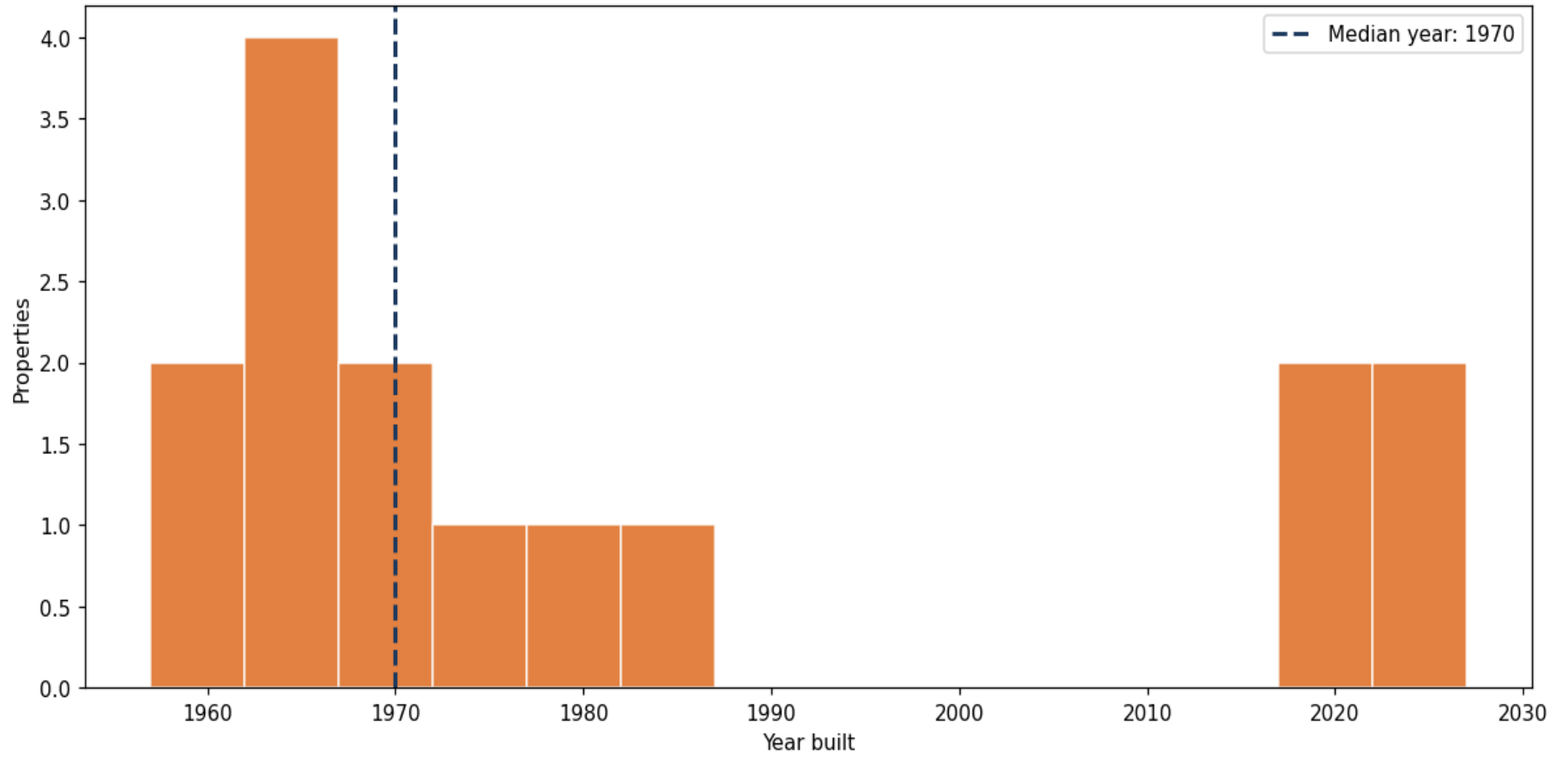
Building size vs. market value (n=13, outliers trimmed)



Top property types by count



Year built distribution (5-year buckets)



Market value vs. assessed value (gap = untaxed appreciation)

