

Pinellas Property Market Report

129 matching properties • May 30, 2026

Filters applied	Headline numbers
City: St. Petersburg	Properties matched: 129
Property type: Apartments (50 units or more)	Median market value: \$25,700,000
	Mean market value: \$34,315,337
	Min / Max: \$905,882 / \$123,800,000
	Mean square footage: 209,819

Top 129 properties by market value

Address	City	Type	Market Value	Sq Ft	Year	Annual Tax
330 3RD ST S	St. Petersburg	Apartments (50 units or	\$123,800,000	418,984	2016	\$2,474,027
225 1ST AVE N	St. Petersburg	Apartments (50 units or	\$123,000,000	590,310	2023	\$2,509,882
855 CENTRAL AVE	St. Petersburg	Apartments (50 units or	\$122,800,000	483,433	2019	\$2,475,023
201 4TH ST S	St. Petersburg	Apartments (50 units or	\$114,000,000	441,086	2018	\$2,306,701
201 17TH ST S	St. Petersburg	Apartments (50 units or	\$109,000,000	666,916	2024	\$2,201,127
151 7TH ST S	St. Petersburg	Apartments (50 units or	\$91,500,000	398,683	2016	\$1,932,211
430 3RD AVE S	St. Petersburg	Apartments (50 units or	\$90,550,000	378,248	2014	\$2,151,328
3201 3RD AVE N	St. Petersburg	Apartments (50 units or	\$88,100,000	454,154	2020	\$1,703,134
235 3RD AVE N	St. Petersburg	Apartments (50 units or	\$83,350,000	306,614	2014	\$1,575,648
10601 GANDY BLVD	St. Petersburg	Apartments (50 units or	\$79,300,000	402,381	2016	\$1,552,741
1560 CENTRAL AVE	St. Petersburg	Apartments (50 units or	\$77,750,000	350,888	2011	\$1,563,696
334 2ND AVE S	St. Petersburg	Apartments (50 units or	\$76,650,000	428,101	2023	\$1,535,809
11601 4TH ST N	St. Petersburg	Apartments (50 units or	\$76,000,000	516,869	1984	\$1,513,897

Address	City	Type	Market Value	Sq Ft	Year	Annual Tax
825 32ND AVE S	St. Petersburg	Apartments (50 units or	\$74,500,000	309,385	2024	\$1,434,218
871 IBIS WALK PL N	St. Petersburg	Apartments (50 units or	\$72,800,000	375,092	2014	\$1,466,090
3951 34TH ST S	St. Petersburg	Apartments (50 units or	\$72,000,000	369,759	2021	\$1,427,247
500 TRINITY LN N	St. Petersburg	Apartments (50 units or	\$70,350,000	359,964	1999	\$1,621,464
2300 54TH AVE S	St. Petersburg	Apartments (50 units or	\$70,250,000	794,146	1983	\$1,513,897
11850 DR MARTIN LUTHER KING JR S	St. Petersburg	Apartments (50 units or	\$68,500,000	389,317	1998	\$1,434,218
930 CENTRAL AVE	St. Petersburg	Apartments (50 units or	\$68,000,000	229,794	2018	\$1,312,708
250 CARILLON PKWY N	St. Petersburg	Apartments (50 units or	\$67,000,000	311,340	2021	\$1,299,760
540 TRINITY LN	St. Petersburg	Apartments (50 units or	\$65,250,000	326,964	2013	\$1,543,777
1701 CENTRAL AVE	St. Petersburg	Apartments (50 units or	\$65,000,000	242,942	2020	\$1,294,781
100 MAIN ST N	St. Petersburg	Apartments (50 units or	\$65,000,000	272,252	2021	\$1,239,005
540 CARILLON PKWY	St. Petersburg	Apartments (50 units or	\$64,500,000	345,222	1993	\$1,274,861
3301 32ND AVE S	St. Petersburg	Apartments (50 units or	\$64,000,000	327,856	2021	\$1,277,849
2790 GRAND AVE	St. Petersburg	Apartments (50 units or	\$63,250,000	330,068	2024	\$1,446,637
305 DR MARTIN LUTHER KING JR ST	St. Petersburg	Apartments (50 units or	\$63,000,000	334,092	1971	\$1,220,082
4651 34TH ST S	St. Petersburg	Apartments (50 units or	\$61,500,000	264,985	2022	\$1,220,082
10800 BRIGHTON BAY BLVD NE	St. Petersburg	Apartments (50 units or	\$60,750,000	368,022	2002	\$1,235,021
1601 CENTRAL AVE	St. Petersburg	Apartments (50 units or	\$60,000,000	254,752	2020	\$1,141,399
10901 BRIGHTON BAY BLVD NE	St. Petersburg	Apartments (50 units or	\$60,000,000	353,870	2000	\$1,189,206
221 MAIN ST N	St. Petersburg	Apartments (50 units or	\$60,000,000	245,291	2024	\$1,191,198
160 16TH ST N	St. Petersburg	Apartments (50 units or	\$53,500,000	199,960	2020	\$1,025,865
11401 DR MARTIN LUTHER KING JR S	St. Petersburg	Apartments (50 units or	\$53,000,000	282,824	1981	\$995,985
1699 68TH ST N	St. Petersburg	Apartments (50 units or	\$52,000,000	352,412	1972	\$1,044,788
190 112TH AVE N	St. Petersburg	Apartments (50 units or	\$49,500,000	294,007	1989	\$921,286
1900 54TH AVE S	St. Petersburg	Apartments (50 units or	\$49,000,000	520,633	1974	\$912,322

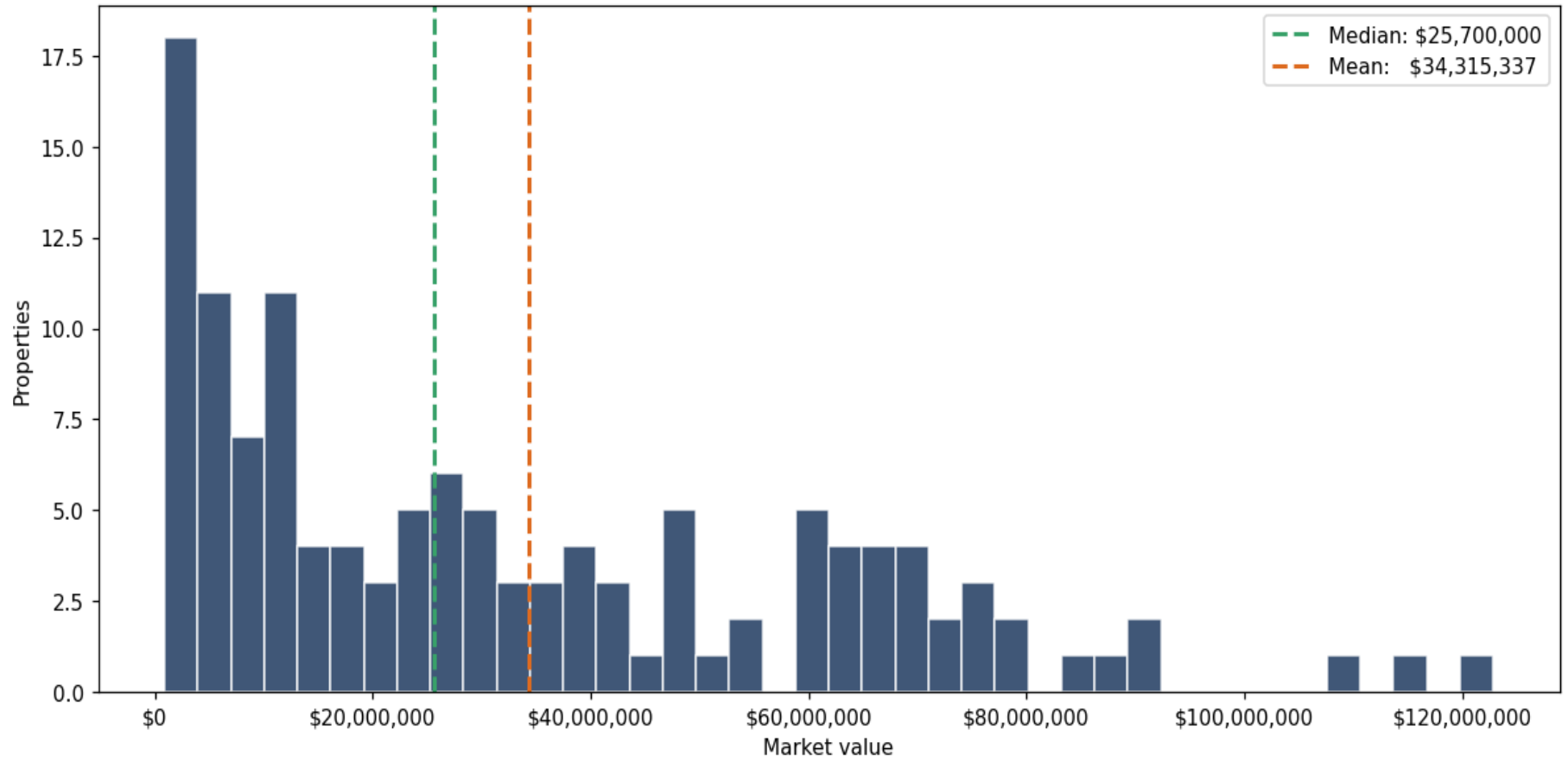
Address	City	Type	Market Value	Sq Ft	Year	Annual Tax
10475 GANDY BLVD N	St. Petersburg	Apartments (50 units or	\$48,400,000	303,076	2010	\$990,009
5700 22ND ST N	St. Petersburg	Apartments (50 units or	\$47,600,000	286,325	2002	\$926,266
1245 JORDAN PARK ST S	St. Petersburg	Apartments (50 units or	\$46,988,734	315,381		\$875,226
5475 3RD LN N	St. Petersburg	Apartments (50 units or	\$43,750,000	482,743	2024	\$1,792,773
1035 ARLINGTON AVE N	St. Petersburg	Apartments (50 units or	\$43,339,728	207,851	1969	\$787,517
11150 4TH ST N	St. Petersburg	Apartments (50 units or	\$42,450,000	223,813	1983	\$796,788
2540 ROY HANNA DR S	St. Petersburg	Apartments (50 units or	\$42,000,000	345,747	1973	\$844,595
111 73RD AVE N	St. Petersburg	Apartments (50 units or	\$40,000,000	367,727	1973	\$816,708
11850 DR MARTIN LUTHER KING JR S	St. Petersburg	Apartments (50 units or	\$39,000,000	214,562	2004	\$816,708
2680 54TH AVE S	St. Petersburg	Apartments (50 units or	\$38,500,000	331,886	1972	\$617,511
1515 EDEN ISLE BLVD NE	St. Petersburg	Apartments (50 units or	\$37,700,000	238,124	1968	\$778,860
12001 DR MARTIN LUTHER KING JR S	St. Petersburg	Apartments (50 units or	\$37,300,000	262,088	1989	\$748,981
411 77TH AVE N	St. Petersburg	Apartments (50 units or	\$36,200,000	368,400	1973	\$727,069
1050 3RD AVE N	St. Petersburg	Apartments (50 units or	\$34,548,312	100,877	1981	\$664,726
2148 54TH AVE S	St. Petersburg	Apartments (50 units or	\$33,500,000	282,584	1973	\$589,623
501 116TH AVE N	St. Petersburg	Apartments (50 units or	\$31,475,500	247,712	1975	\$717,109
440 4TH AVE N	St. Petersburg	Apartments (50 units or	\$31,468,999	174,864	1981	\$571,468
3901 38TH AVE S	St. Petersburg	Apartments (50 units or	\$31,250,000	365,303	1971	\$562,732
10980 OAK ST NE	St. Petersburg	Apartments (50 units or	\$31,000,000	167,915	2016	\$619,503
550 1ST AVE S	St. Petersburg	Apartments (50 units or	\$30,919,291	176,806	1968	\$553,012
1300 102ND AVE N	St. Petersburg	Apartments (50 units or	\$30,100,000	243,327	1973	\$599,583
1200 102ND AVE N	St. Petersburg	Apartments (50 units or	\$30,000,000	252,315	1973	\$597,591
10600 4TH ST N	St. Petersburg	Apartments (50 units or	\$27,500,000	166,650	1986	\$569,703
500 110TH AVE N	St. Petersburg	Apartments (50 units or	\$27,350,000	159,100	1986	\$527,872
12000 4TH ST N	St. Petersburg	Apartments (50 units or	\$26,700,000	192,431	1987	\$537,832

Address	City	Type	Market Value	Sq Ft	Year	Annual Tax
11800 DR MARTIN LUTHER KING JR S	St. Petersburg	Apartments (50 units or	\$26,000,000	118,476	2013	\$517,912
555 DR MARTIN LUTHER KING JR ST	St. Petersburg	Apartments (50 units or	\$25,700,000	150,336	2020	\$522,892
10501 3RD ST N	St. Petersburg	Apartments (50 units or	\$25,350,000	194,566	1974	\$510,940
3100 CENTRAL AVE	St. Petersburg	Apartments (50 units or	\$25,000,000	116,076	2021	\$493,013
11725 DR MARTIN LUTHER KING JR S	St. Petersburg	Apartments (50 units or	\$23,700,000	331,376	1973	\$486,041
540 2ND AVE S	St. Petersburg	Apartments (50 units or	\$23,461,317	93,327	1981	\$424,898
250 58TH ST N	St. Petersburg	Apartments (50 units or	\$22,948,569	142,339	1971	\$405,457
11400 4TH ST N	St. Petersburg	Apartments (50 units or	\$22,750,000	143,563	1981	\$453,173
1175 PINELLAS POINT DR S	St. Petersburg	Apartments (50 units or	\$22,000,000	189,848	1972	\$438,233
1000 BURLINGTON AVE N	St. Petersburg	Apartments (50 units or	\$20,976,444	97,777	1983	\$386,503
200 78TH AVE N	St. Petersburg	Apartments (50 units or	\$20,475,000	209,552	1974	\$436,241
5701 6TH AVE N	St. Petersburg	Apartments (50 units or	\$19,000,000	156,138	1968	\$392,418
11901 118TH AVE N	St. Petersburg	Apartments (50 units or	\$17,550,000	111,830	2013	\$349,591
6699 31ST ST S	St. Petersburg	Apartments (50 units or	\$17,000,000	245,978	1969	\$347,599
200 72ND AVE N	St. Petersburg	Apartments (50 units or	\$16,690,826	119,134	1971	\$307,649
7533 38TH AVE N	St. Petersburg	Apartments (50 units or	\$16,000,000	108,952	1971	\$326,683
1223 3RD AVE N	St. Petersburg	Apartments (50 units or	\$15,116,591	61,736	1976	\$285,796
10491 GANDY BLVD N	St. Petersburg	Apartments (50 units or	\$15,100,000	88,338	2023	\$300,787
2468 13TH AVE N	St. Petersburg	Apartments (50 units or	\$13,200,000	169,799	2010	\$277,880
6522 54TH AVE N	St. Petersburg	Apartments (50 units or	\$12,800,000	150,645	1970	\$300,249
3700 9TH AVE N	St. Petersburg	Apartments (50 units or	\$12,650,000	93,677	1971	\$258,956
1131 66TH AVE S	St. Petersburg	Apartments (50 units or	\$12,050,000	132,894	1971	\$240,032
731 15TH ST S	St. Petersburg	Apartments (50 units or	\$12,000,000	74,340	1971	\$248,996
3600 49TH AVE N	St. Petersburg	Apartments (50 units or	\$12,000,000	65,469	1976	\$221,054
6401 31ST ST S	St. Petersburg	Apartments (50 units or	\$12,000,000	122,449	1989	\$248,996

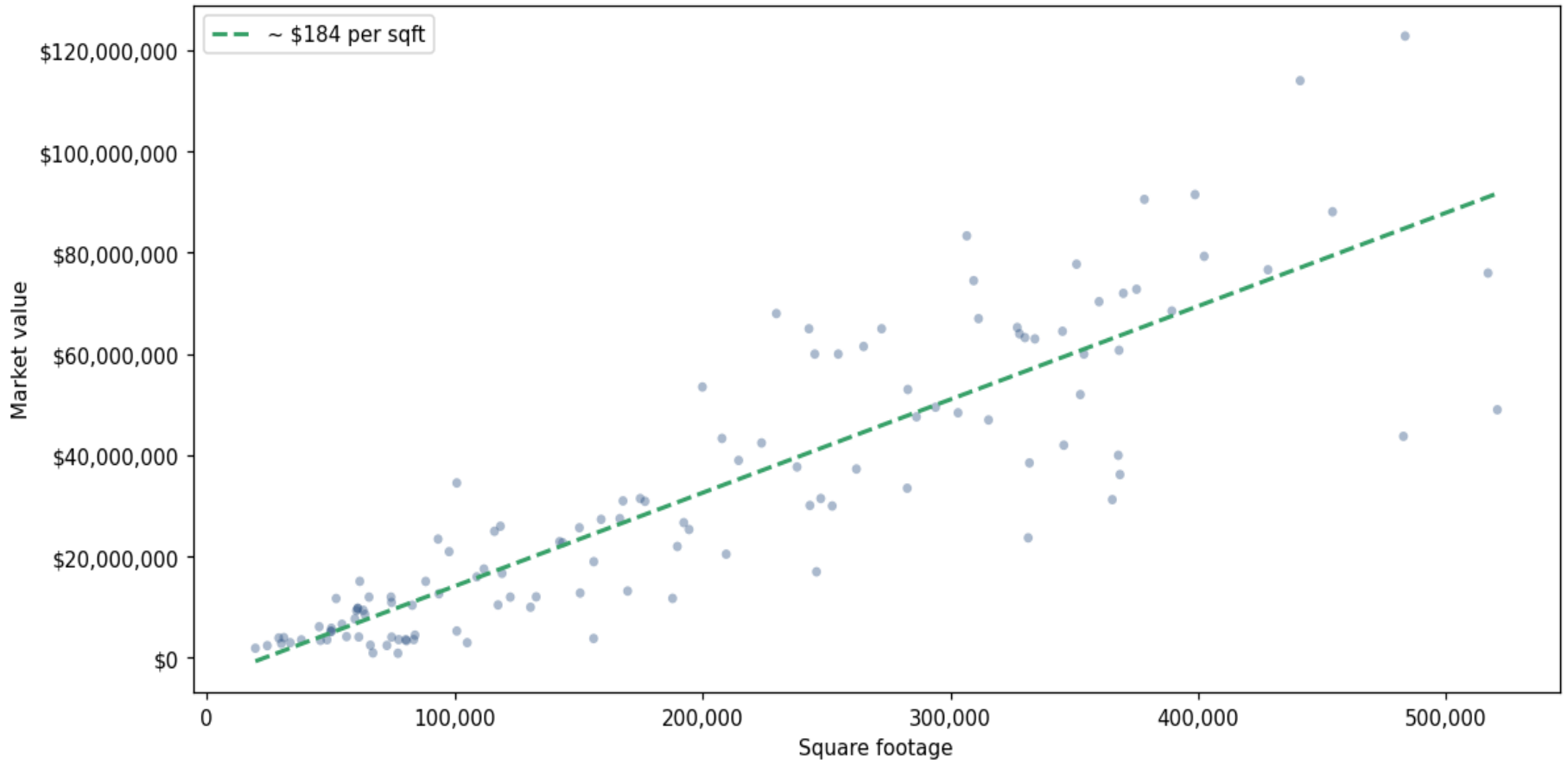
Address	City	Type	Market Value	Sq Ft	Year	Annual Tax
390 112TH AVE N	St. Petersburg	Apartments (50 units or	\$11,750,000	187,923	2004	\$254,972
4021 45TH ST N	St. Petersburg	Apartments (50 units or	\$11,726,041	52,206	2014	\$224,674
10601 4TH ST N	St. Petersburg	Apartments (50 units or	\$10,950,000	74,550	1985	\$219,117
2150 62ND AVE S	St. Petersburg	Apartments (50 units or	\$10,450,000	117,520	1972	\$217,125
2000 GANDY BLVD N	St. Petersburg	Apartments (50 units or	\$10,400,000	82,918	1986	\$215,133
518 3RD AVE S	St. Petersburg	Apartments (50 units or	\$10,000,000	130,615	1971	\$212,145
1626 18TH AVE N	St. Petersburg	Apartments (50 units or	\$9,800,000	60,918	1950	\$195,213
1625 18TH AVE N	St. Petersburg	Apartments (50 units or	\$9,750,000	60,918	1950	\$194,217
4201 49TH ST N	St. Petersburg	Apartments (50 units or	\$9,400,000	63,144	1983	\$202,107
3980 64TH ST N	St. Petersburg	Apartments (50 units or	\$9,325,000	60,416	1973	\$178,281
120 47TH AVE N	St. Petersburg	Apartments (50 units or	\$8,600,000	63,808	1974	\$172,803
600 40TH ST N	St. Petersburg	Apartments (50 units or	\$7,700,000	59,768	1968	\$148,402
7825 54TH AVE N	St. Petersburg	Apartments (50 units or	\$6,641,663	54,544	1995	\$127,409
600 76TH AVE N	St. Petersburg	Apartments (50 units or	\$6,150,000	45,369	1970	\$125,494
3435 3RD AVE N	St. Petersburg	Apartments (50 units or	\$5,850,000	50,286	1968	\$116,530
4301 28TH ST N	St. Petersburg	Apartments (50 units or	\$5,300,000	100,878	2007	\$115,790
6464 54TH AVE N	St. Petersburg	Apartments (50 units or	\$5,250,000	50,046	1983	\$123,767
3215 PINELLAS POINT DR S	St. Petersburg	Apartments (50 units or	\$5,200,000	50,232	1964	\$107,566
635 64TH ST S	St. Petersburg	Apartments (50 units or	\$4,485,000	84,024	2024	\$98,603
3401 37TH ST S	St. Petersburg	Apartments (50 units or	\$4,200,000	56,402	1974	\$83,663
8147 46TH AVE N	St. Petersburg	Apartments (50 units or	\$4,125,000	61,340	2010	\$87,369
391 112TH AVE N	St. Petersburg	Apartments (50 units or	\$4,100,000	74,592	2004	\$89,639
5301 COLUMBUS WAY S	St. Petersburg	Apartments (50 units or	\$4,000,000	31,104	1987	\$74,699
450 76TH AVE N	St. Petersburg	Apartments (50 units or	\$3,925,000	29,044	1970	\$79,679
6835 54TH AVE N	St. Petersburg	Apartments (50 units or	\$3,825,000	156,071	1973	\$92,825

Address	City	Type	Market Value	Sq Ft	Year	Annual Tax
5025 DUVAL CIR	St. Petersburg	Apartments (50 units or	\$3,600,000	83,520	2008	\$82,106
3201 BURLINGTON AVE N	St. Petersburg	Apartments (50 units or	\$3,600,000	77,446	2018	\$78,683
300 8TH ST N	St. Petersburg	Apartments (50 units or	\$3,600,000	80,278	2011	\$67,727
2601 31ST ST S	St. Petersburg	Apartments (50 units or	\$3,575,000	48,544	2022	\$79,679
5600 22ND AVE N	St. Petersburg	Apartments (50 units or	\$3,550,000	38,178	1972	\$79,679
3797 37TH ST S	St. Petersburg	Apartments (50 units or	\$3,450,000	45,861	1974	\$68,723
298 8TH ST N	St. Petersburg	Apartments (50 units or	\$3,400,000	80,570	2010	\$68,723
365 6TH ST S	St. Petersburg	Apartments (50 units or	\$3,000,000	105,074	2014	\$67,727
3720 76TH ST N	St. Petersburg	Apartments (50 units or	\$3,000,000	33,686	1974	\$59,759
2400 15TH AVE S	St. Petersburg	Apartments (50 units or	\$2,850,000	30,100	1960	\$59,759
3155 BURLINGTON AVE N	St. Petersburg	Apartments (50 units or	\$2,500,000	66,013	2017	\$49,799
751 DELMAR TER S	St. Petersburg	Apartments (50 units or	\$2,450,000	72,675	2022	\$52,787
3301 58TH AVE S	St. Petersburg	Apartments (50 units or	\$2,410,000	24,431	1974	\$46,811
3080 34TH ST N	St. Petersburg	Apartments (50 units or	\$1,900,000	19,625	1958	\$73,703
3800 34TH ST S	St. Petersburg	Apartments (50 units or	\$975,560	67,054	2025	\$87,647
4301 6TH ST S	St. Petersburg	Apartments (50 units or	\$905,882	77,137	2025	\$204,177

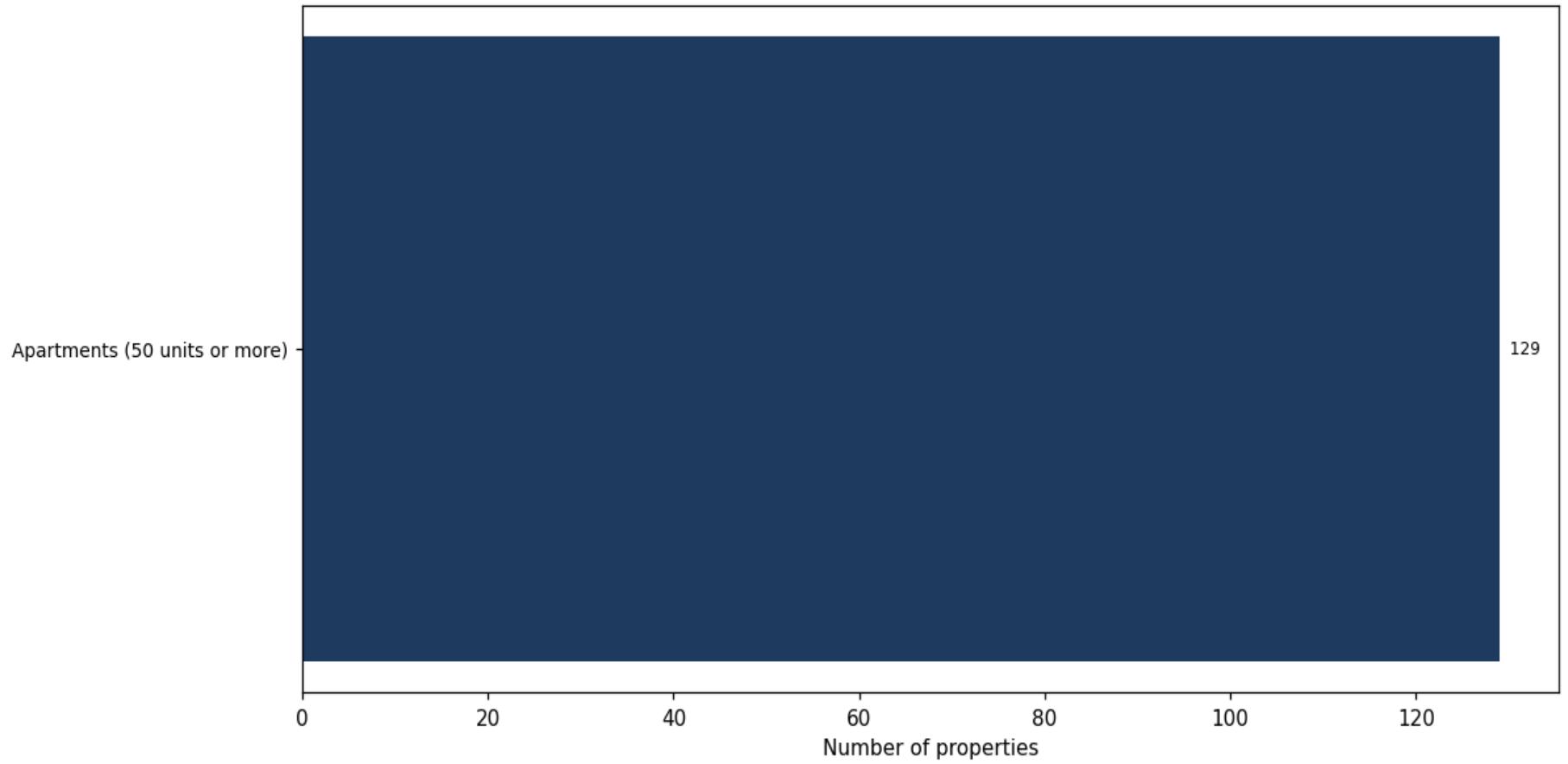
Market value distribution (n=129, top 1% trimmed for readability)



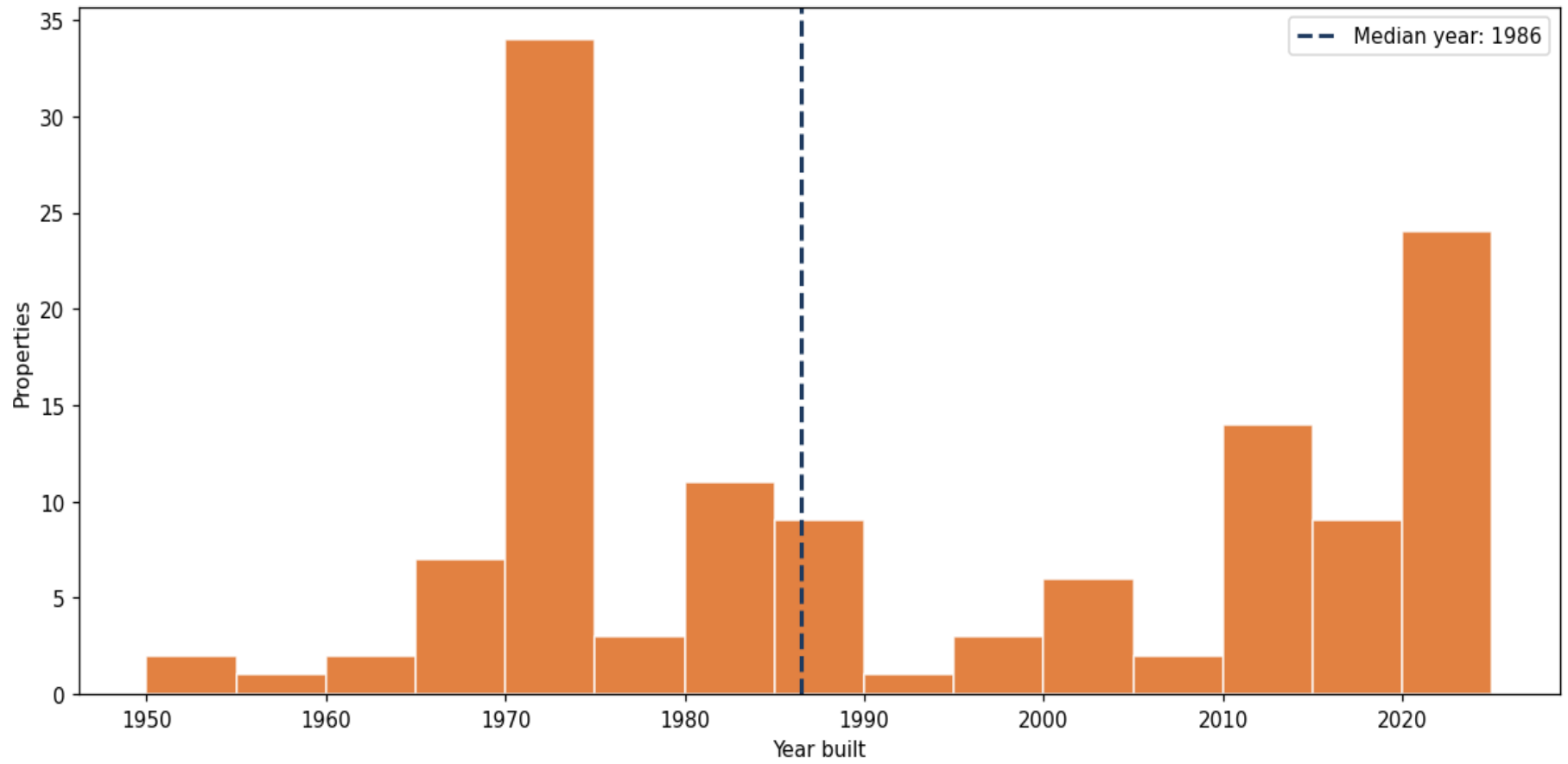
Building size vs. market value (n=125, outliers trimmed)



Top property types by count



Year built distribution (5-year buckets)



Market value vs. assessed value (gap = untaxed appreciation)

