

# Pinellas Property Market Report

23 matching properties • May 30, 2026

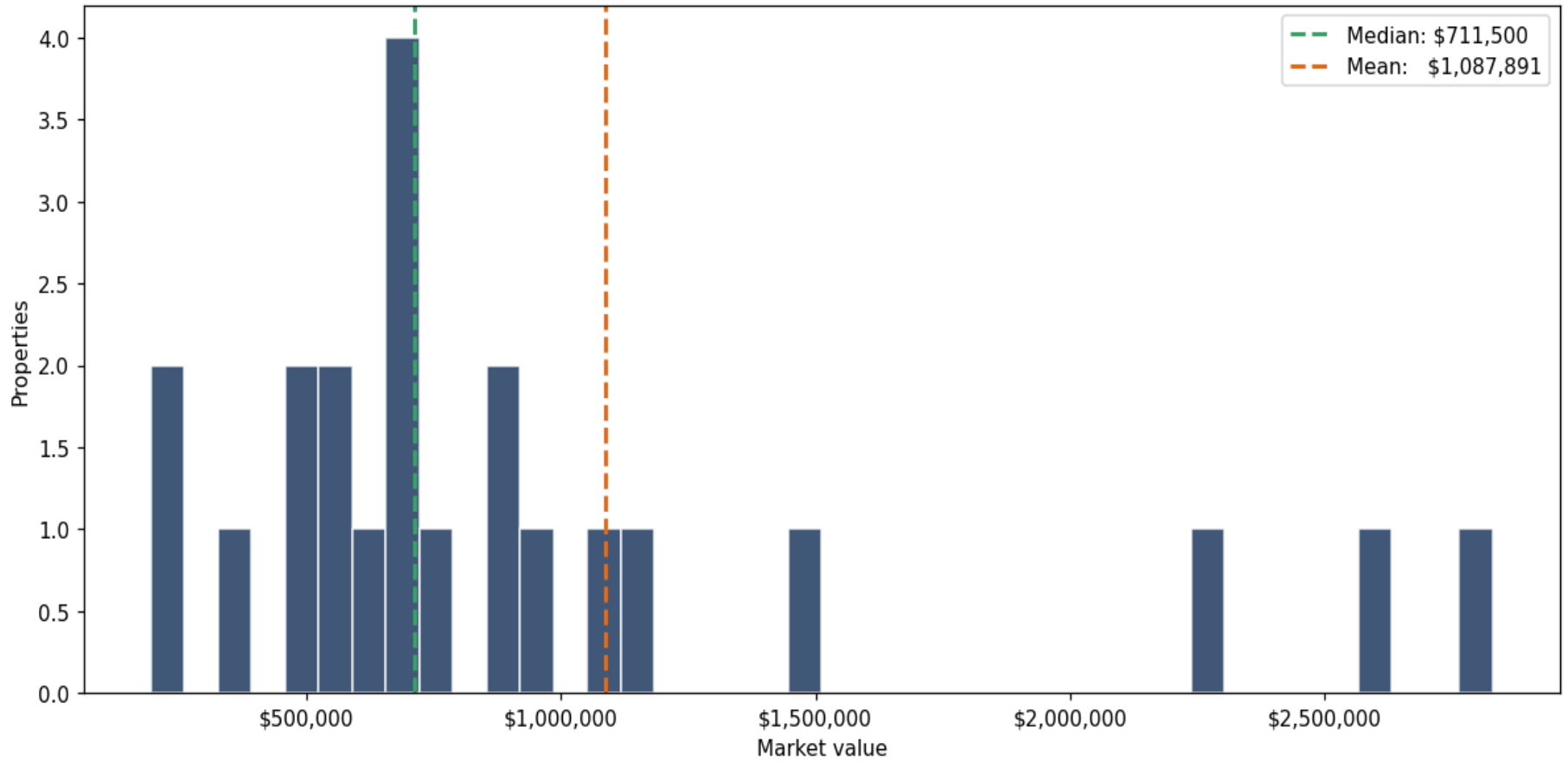
Filters applied	Headline numbers
<b>City:</b> St. Pete Beach	<b>Properties matched:</b> 23
<b>Property type:</b> Single Building Store	<b>Median market value:</b> \$711,500
	<b>Mean market value:</b> \$1,087,891
	<b>Min / Max:</b> \$195,000 / \$3,970,000
	<b>Mean square footage:</b> 4,455

## Top 23 properties by market value

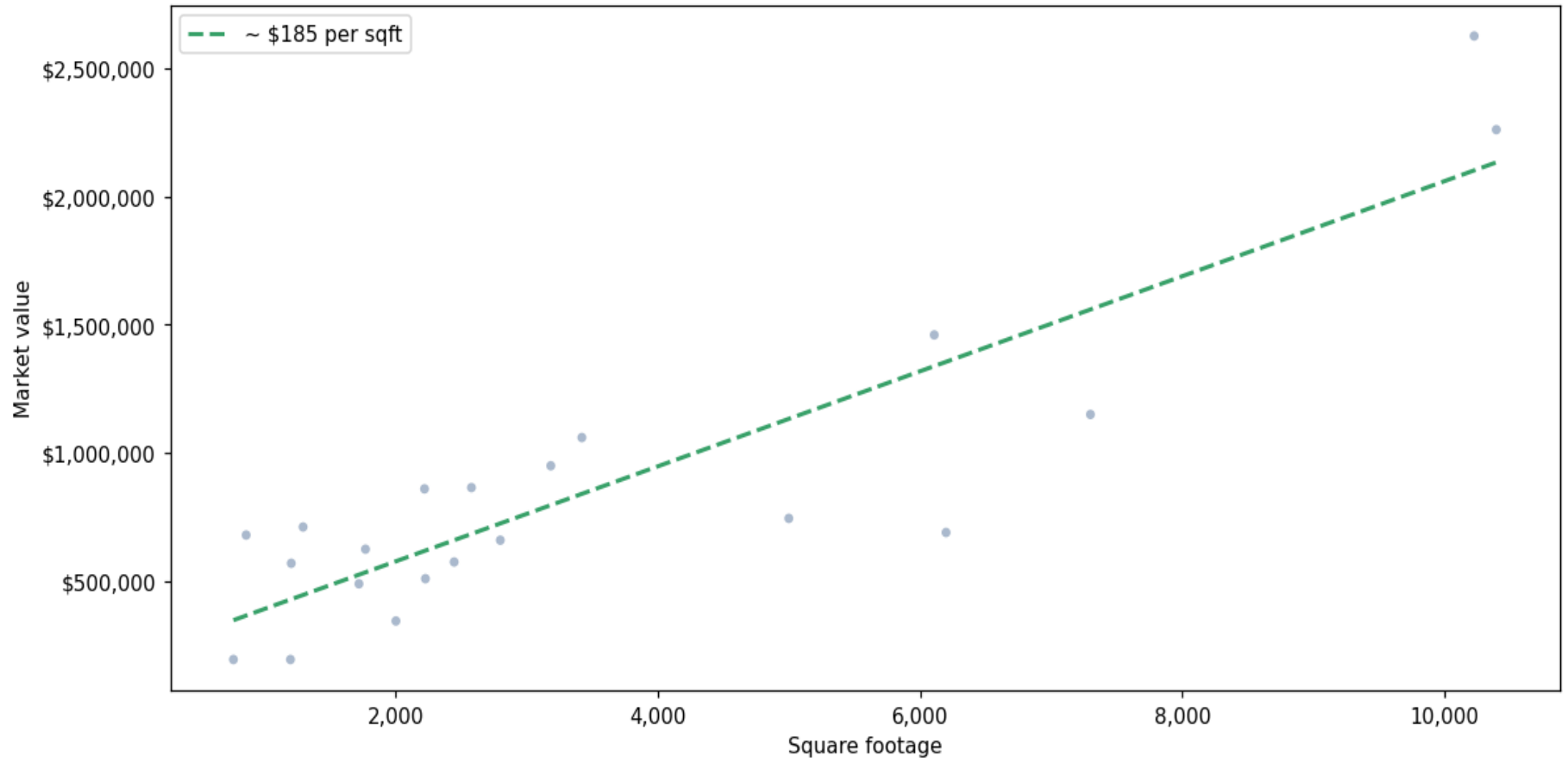
Address	City	Type	Market Value	Sq Ft	Year	Annual Tax
337 75TH AVE	St. Pete Beach	Single Building Store	\$3,970,000	14,504	1991	\$64,264
4401 GULF BLVD	St. Pete Beach	Single Building Store	\$2,830,000	13,020	2000	\$45,349
6705 GULF BLVD	St. Pete Beach	Single Building Store	\$2,625,000	10,226	1990	\$42,737
5297 GULF BLVD	St. Pete Beach	Single Building Store	\$2,260,000	10,395	1991	\$36,247
5235 GULF BLVD	St. Pete Beach	Single Building Store	\$1,460,000	6,109	1995	\$23,584
320 75TH AVE	St. Pete Beach	Single Building Store	\$1,150,000	7,300	1954	\$18,836
290 75TH AVE	St. Pete Beach	Single Building Store	\$1,060,000	3,422	2014	\$16,937
6255 GULF BLVD	St. Pete Beach	Single Building Store	\$950,000	3,185	2012	\$15,354
2000 PASS A GRILLE WAY	St. Pete Beach	Single Building Store	\$865,000	2,580	1947	\$14,800
3112 PASS A GRILLE WAY	St. Pete Beach	Single Building Store	\$860,000	2,222	1925	\$15,037
450 75TH AVE	St. Pete Beach	Single Building Store	\$745,000	5,000	1963	\$12,900
5201 GULF BLVD	St. Pete Beach	Single Building Store	\$711,500	1,296	1954	\$13,454
419 76TH AVE	St. Pete Beach	Single Building Store	\$690,000	6,199	1948	\$11,238

Address	City	Type	Market Value	Sq Ft	Year	Annual Tax
6405 GULF BLVD	St. Pete Beach	Single Building Store	\$680,000	862	1975	\$11,080
6600 GULF BLVD	St. Pete Beach	Single Building Store	\$660,000	2,800	1942	\$10,763
6595 GULF BLVD	St. Pete Beach	Single Building Store	\$625,000	1,772	1947	\$10,130
5210 GULF BLVD	St. Pete Beach	Single Building Store	\$575,000	2,448	1951	\$9,497
320 COREY AVE	St. Pete Beach	Single Building Store	\$570,000	1,206	1949	\$9,339
5995 GULF WINDS DR	St. Pete Beach	Single Building Store	\$510,000	2,229	1947	\$8,310
5955 GULF WINDS DR	St. Pete Beach	Single Building Store	\$490,000	1,722	1947	\$8,073
7001 GULF BLVD	St. Pete Beach	Single Building Store	\$345,000	2,004	1924	\$5,619
6710 GULF BLVD	St. Pete Beach	Single Building Store	\$195,000	765	1957	\$3,166
423 76TH AVE	St. Pete Beach	Single Building Store	\$195,000	1,200	1954	\$3,166

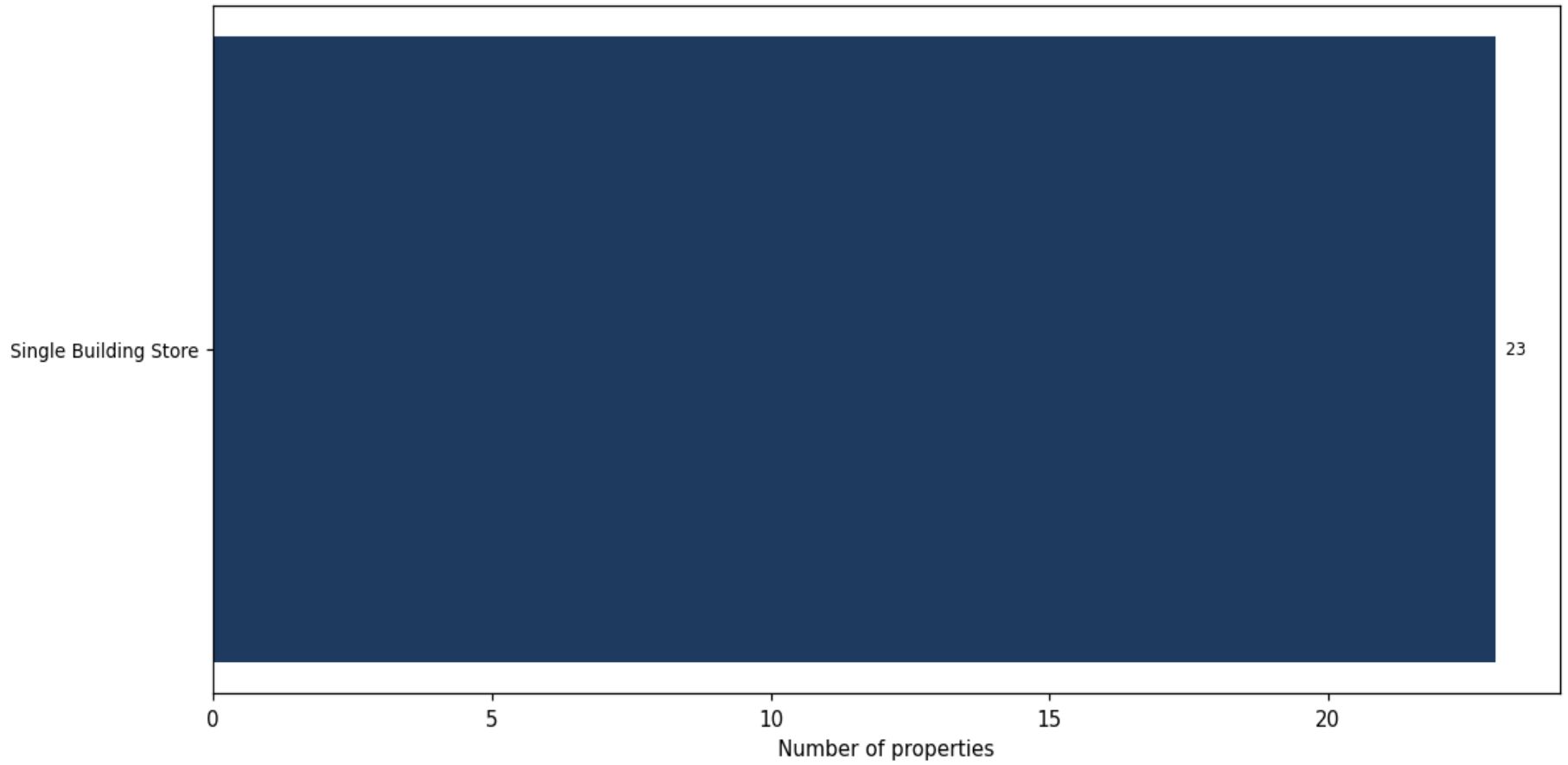
**Market value distribution (n=23, top 1% trimmed for readability)**



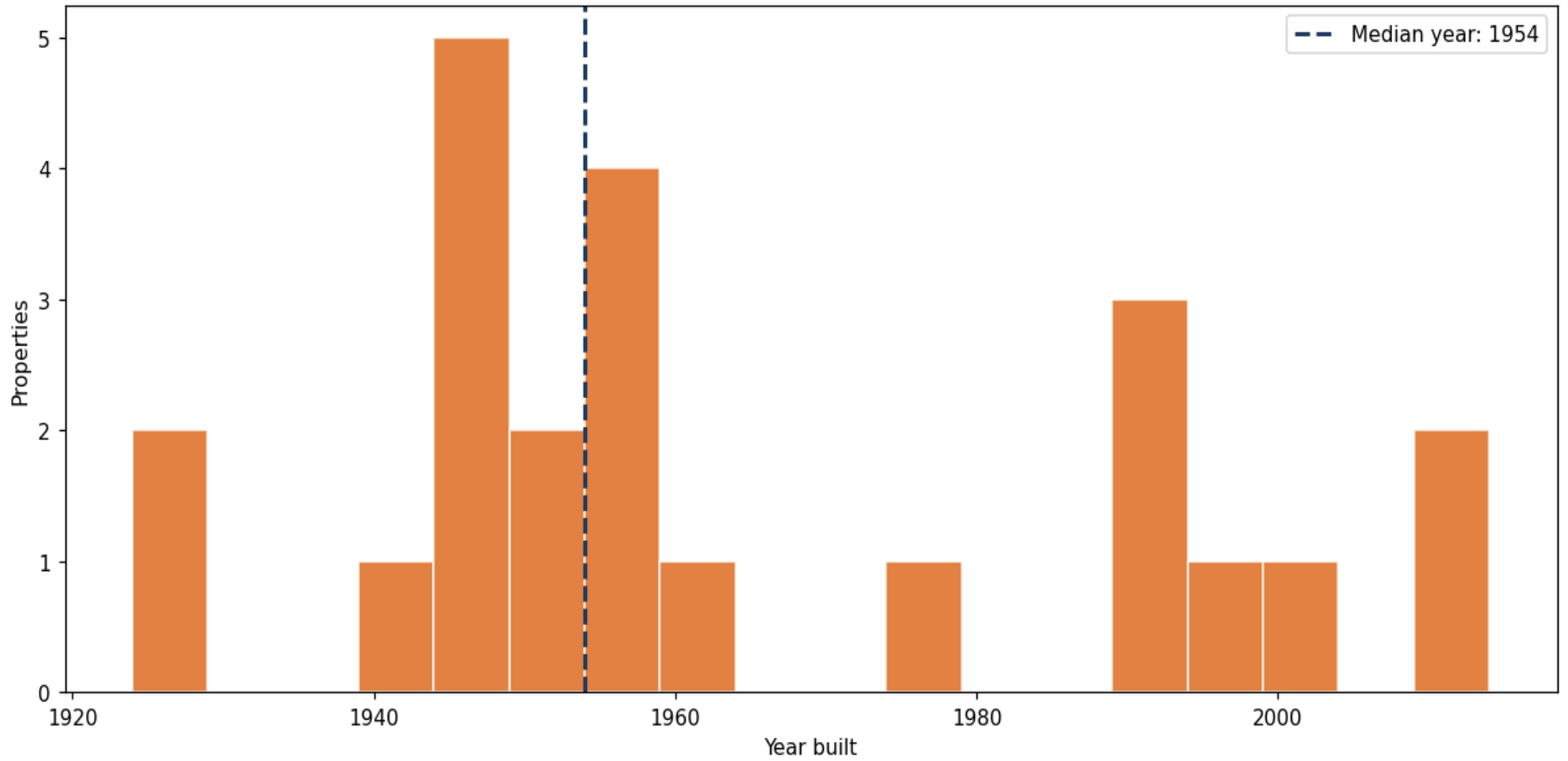
**Building size vs. market value (n=21, outliers trimmed)**



### Top property types by count



**Year built distribution (5-year buckets)**



**Market value vs. assessed value (gap = untaxed appreciation)**

