

# Pinellas Property Market Report

20 matching properties • May 30, 2026

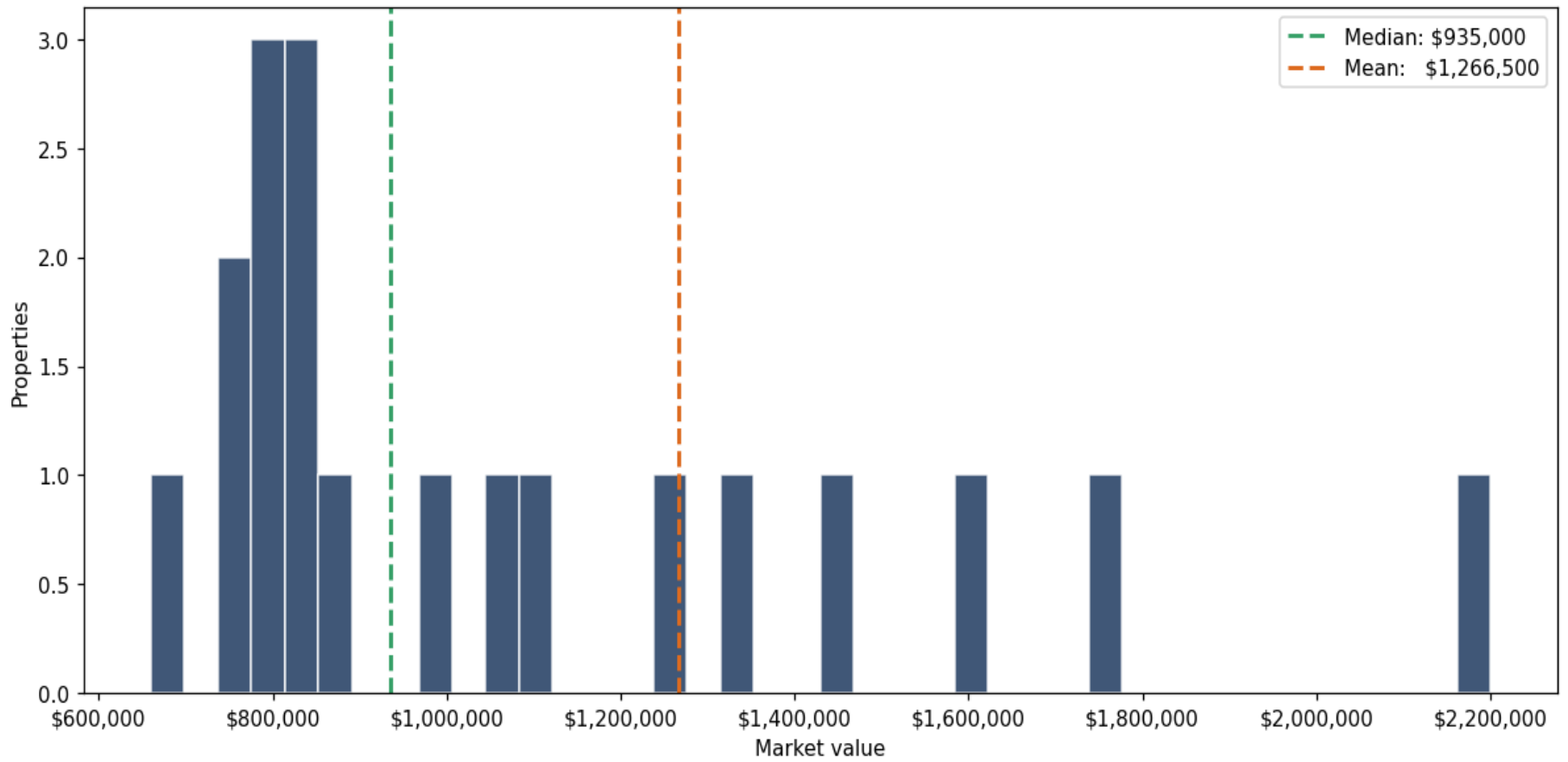
Filters applied	Headline numbers
<b>City:</b> St. Pete Beach	<b>Properties matched:</b> 20
<b>Property type:</b> Apartments (10 - 49 units)	<b>Median market value:</b> \$1,000,000
	<b>Mean market value:</b> \$1,266,500
	<b>Min / Max:</b> \$660,000 / \$4,675,000
	<b>Mean square footage:</b> 8,423

## Top 20 properties by market value

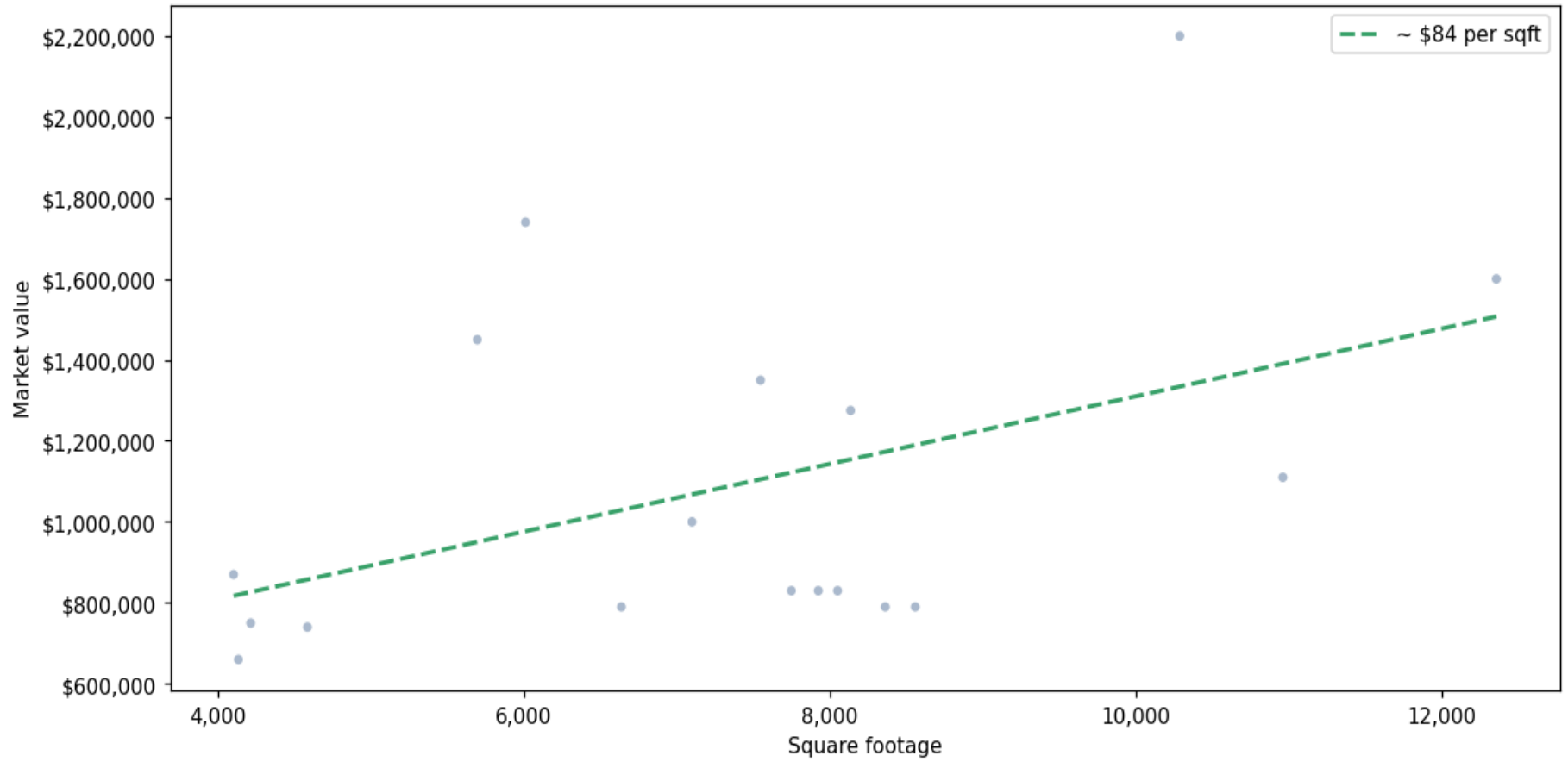
Address	City	Type	Market Value	Sq Ft	Year	Annual Tax
1505 PASS A GRILLE WAY	St. Pete Beach	Apartments (10 - 49 unit)	\$4,675,000	22,701	1973	\$77,560
1605 PASS A GRILLE WAY	St. Pete Beach	Apartments (10 - 49 unit)	\$2,200,000	10,290	1962	\$37,988
7210 GULF BLVD	St. Pete Beach	Apartments (10 - 49 unit)	\$1,740,000	6,011	1935	\$27,542
1106 PASS A GRILLE WAY	St. Pete Beach	Apartments (10 - 49 unit)	\$1,600,000	12,360	1967	\$25,326
550 COREY AVE	St. Pete Beach	Apartments (10 - 49 unit)	\$1,450,000	5,696	1951	\$22,951
350 73RD AVE	St. Pete Beach	Apartments (10 - 49 unit)	\$1,350,000	7,548	1971	\$22,951
523 72ND AVE	St. Pete Beach	Apartments (10 - 49 unit)	\$1,275,000	8,137	1947	\$23,743
8630 BLIND PASS RD	St. Pete Beach	Apartments (10 - 49 unit)	\$1,110,000	10,964	1972	\$30,866
8001 BLIND PASS RD	St. Pete Beach	Apartments (10 - 49 unit)	\$1,050,000	13,332	1970	\$16,620
105 11TH AVE	St. Pete Beach	Apartments (10 - 49 unit)	\$1,000,000	7,100	1972	\$15,829
524 COREY AVE	St. Pete Beach	Apartments (10 - 49 unit)	\$870,000	4,102	1950	\$13,771
555 69TH AVE	St. Pete Beach	Apartments (10 - 49 unit)	\$830,000	7,926	1971	\$20,181
7305 BAY ST	St. Pete Beach	Apartments (10 - 49 unit)	\$830,000	8,052	1963	\$13,771

Address	City	Type	Market Value	Sq Ft	Year	Annual Tax
510 70TH AVE	St. Pete Beach	Apartments (10 - 49 unit	\$830,000	7,750	1972	\$26,829
8500 BLIND PASS RD	St. Pete Beach	Apartments (10 - 49 unit	\$790,000	8,364	1971	\$14,721
8850 BLIND PASS RD	St. Pete Beach	Apartments (10 - 49 unit	\$790,000	6,638	1972	\$14,800
9000 BLIND PASS RD	St. Pete Beach	Apartments (10 - 49 unit	\$790,000	8,560	1972	\$14,404
618 73RD AVE	St. Pete Beach	Apartments (10 - 49 unit	\$750,000	4,214	1950	\$15,829
250 73RD AVE	St. Pete Beach	Apartments (10 - 49 unit	\$740,000	4,585	1950	\$13,929
7950 BOCA CIEGA DR	St. Pete Beach	Apartments (10 - 49 unit	\$660,000	4,134	1952	\$12,900

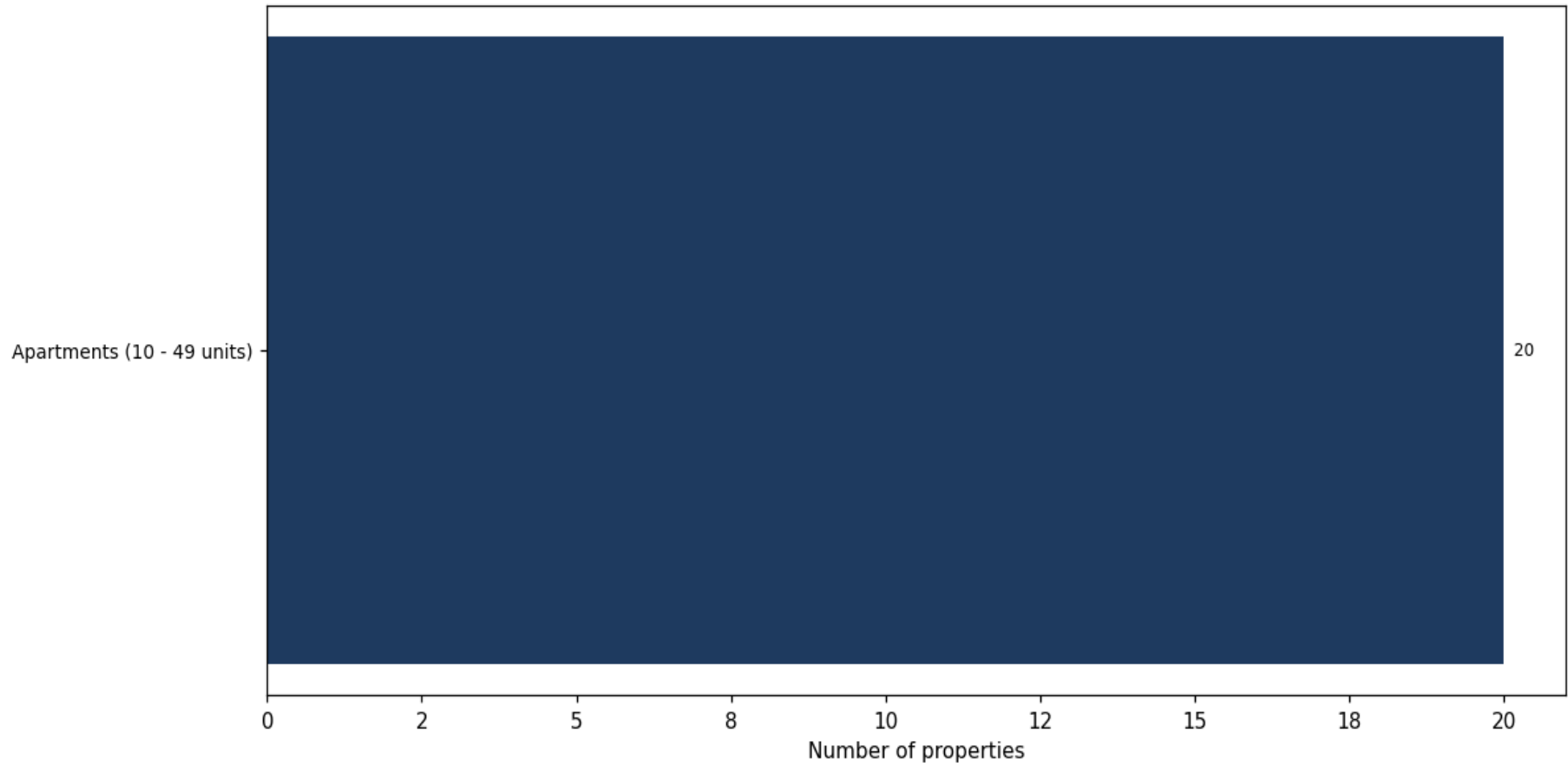
**Market value distribution (n=20, top 1% trimmed for readability)**



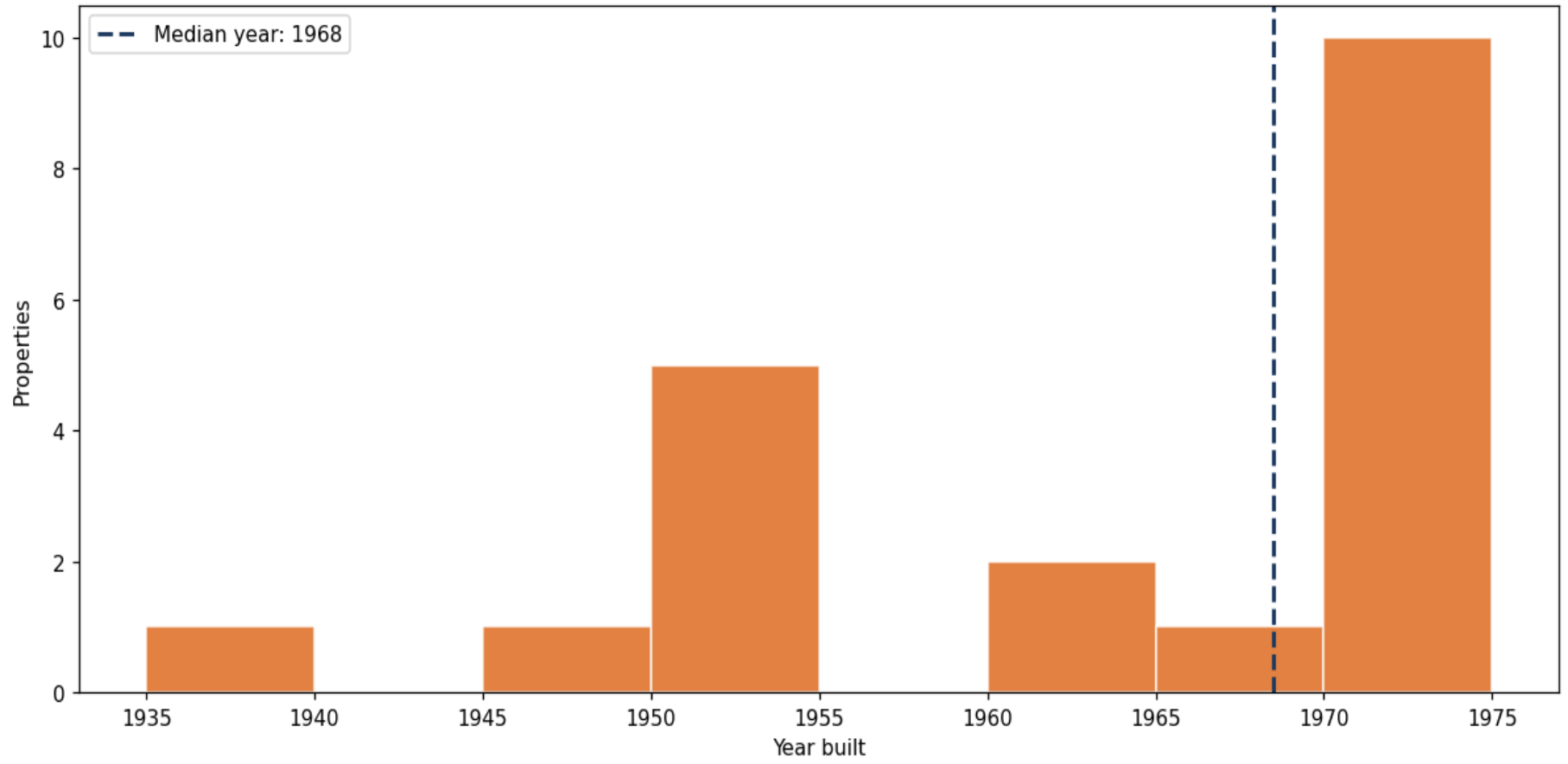
**Building size vs. market value (n=18, outliers trimmed)**



### Top property types by count



**Year built distribution (5-year buckets)**



### Market value vs. assessed value (gap = untaxed appreciation)

