

# Pinellas Property Market Report

15 matching properties • May 30, 2026

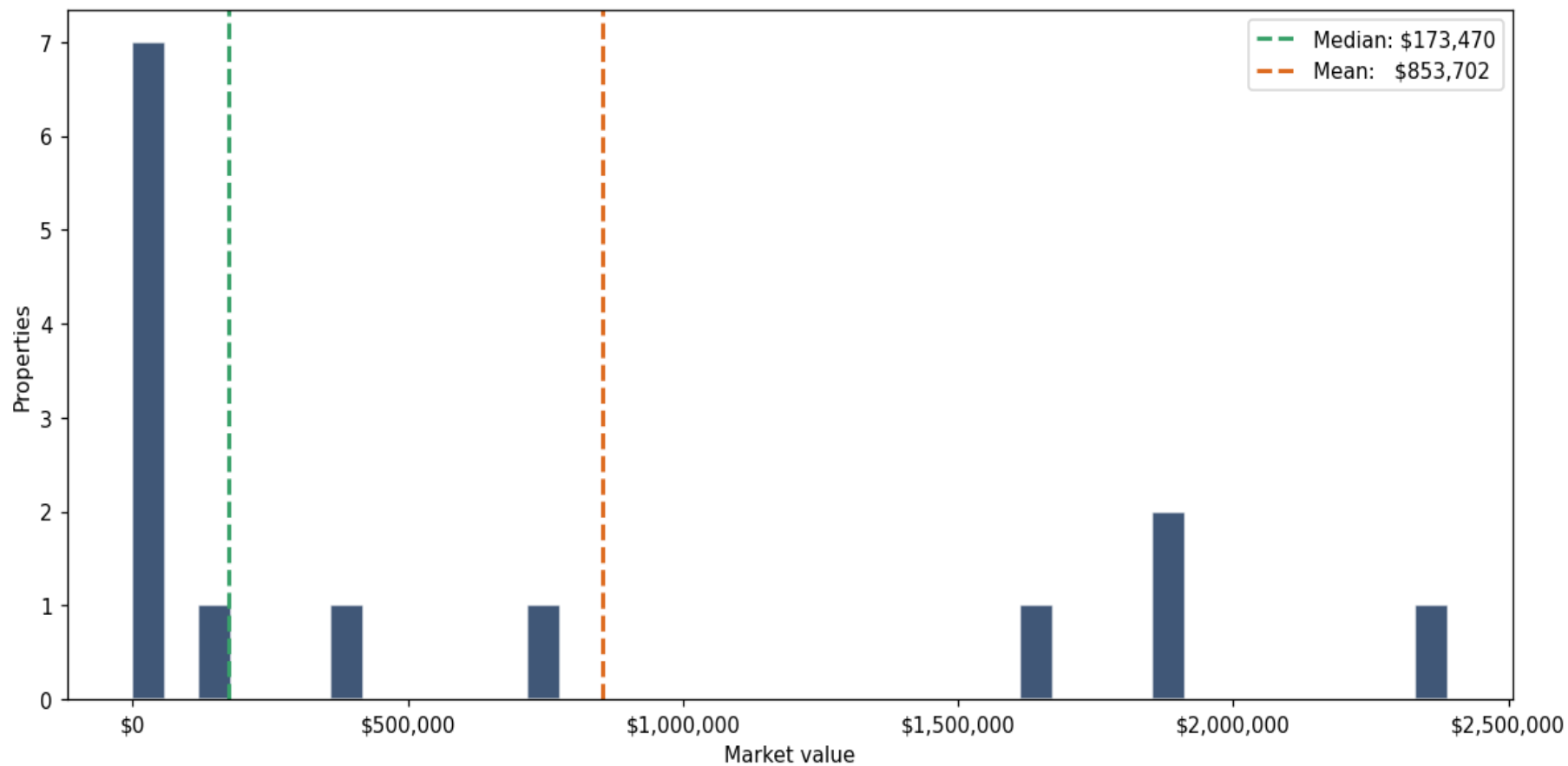
Filters applied	Headline numbers
<b>City:</b> Seminole	<b>Properties matched:</b> 15
<b>Property type:</b> Regulation, PAR 3 Golf Course	<b>Median market value:</b> \$173,470
	<b>Mean market value:</b> \$853,702
	<b>Min / Max:</b> \$128 / \$3,685,240
	<b>Mean square footage:</b> 13,491

## Top 15 properties by market value

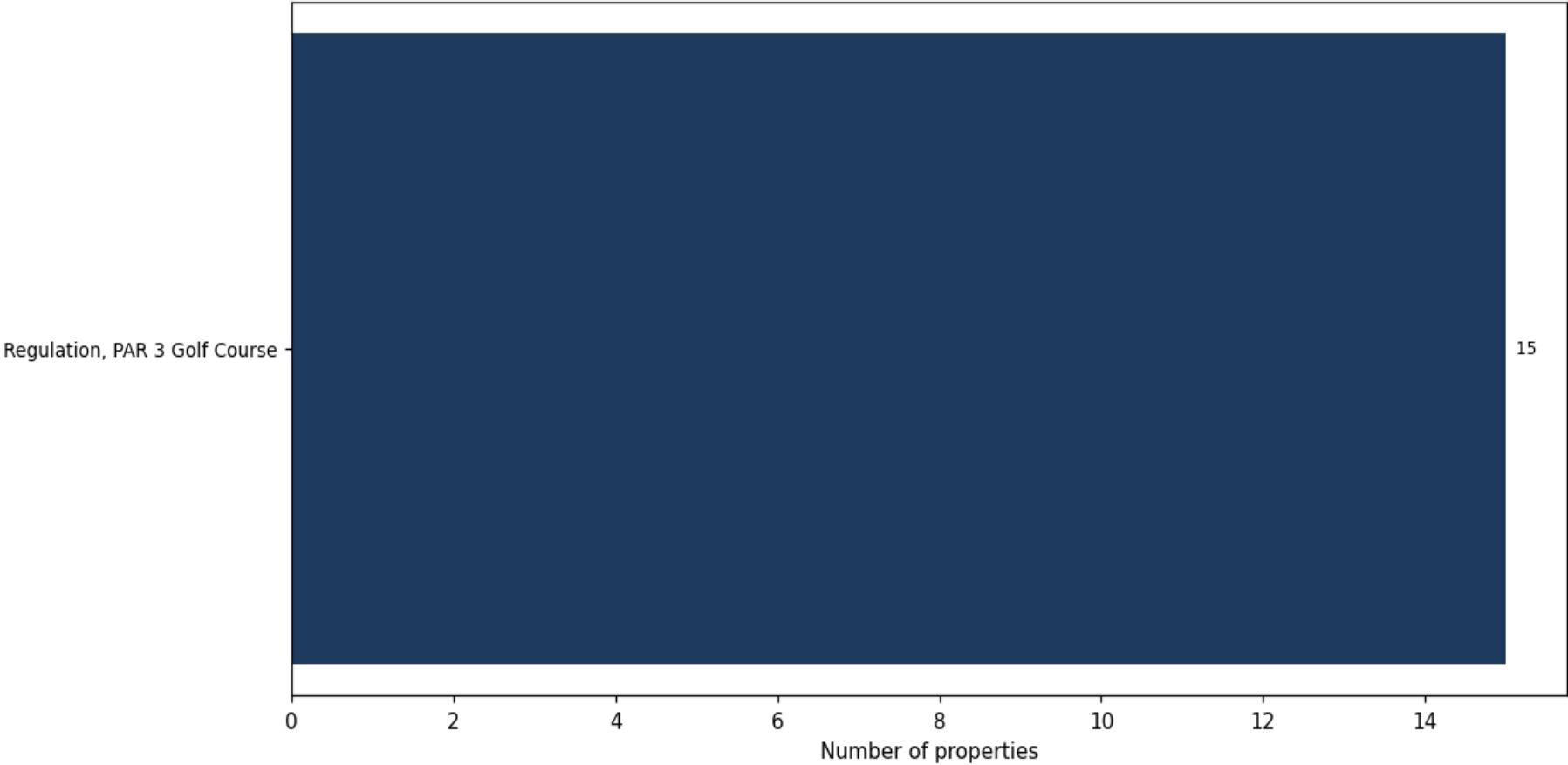
Address	City	Type	Market Value	Sq Ft	Year	Annual Tax
11832 66TH AVE	Seminole	Regulation, PAR 3 Golf C	\$3,685,240			\$66,773
6100 AUGUSTA BLVD	Seminole	Regulation, PAR 3 Golf C	\$2,389,634	16,116	1965	\$37,909
8001 CUMBERLAND RD	Seminole	Regulation, PAR 3 Golf C	\$1,891,678	18,124	1998	\$31,230
8000 BARDMOOR BLVD	Seminole	Regulation, PAR 3 Golf C	\$1,887,551	29,808	1992	\$30,137
7919 BARDMOOR BLVD	Seminole	Regulation, PAR 3 Golf C	\$1,646,250			\$29,390
9399 1/2 COMMODORE DR	Seminole	Regulation, PAR 3 Golf C	\$742,101			\$12,596
6150 AUGUSTA BLVD	Seminole	Regulation, PAR 3 Golf C	\$380,454	3,408	1977	\$6,105
COMMODORE DR	Seminole	Regulation, PAR 3 Golf C	\$173,470			\$3,058
AUGUSTA BLVD	Seminole	Regulation, PAR 3 Golf C	\$7,300			\$116
SAGO POINT DR	Seminole	Regulation, PAR 3 Golf C	\$510			\$9
SAGO POINT DR	Seminole	Regulation, PAR 3 Golf C	\$382			\$7
SAGO POINT DR	Seminole	Regulation, PAR 3 Golf C	\$319			\$6
SAGO POINT DR	Seminole	Regulation, PAR 3 Golf C	\$255			\$5

Address	City	Type	Market Value	Sq Ft	Year	Annual Tax
SAGO POINT DR	Seminole	Regulation, PAR 3 Golf C	\$255			\$5
SAGO POINT DR	Seminole	Regulation, PAR 3 Golf C	\$128			\$2

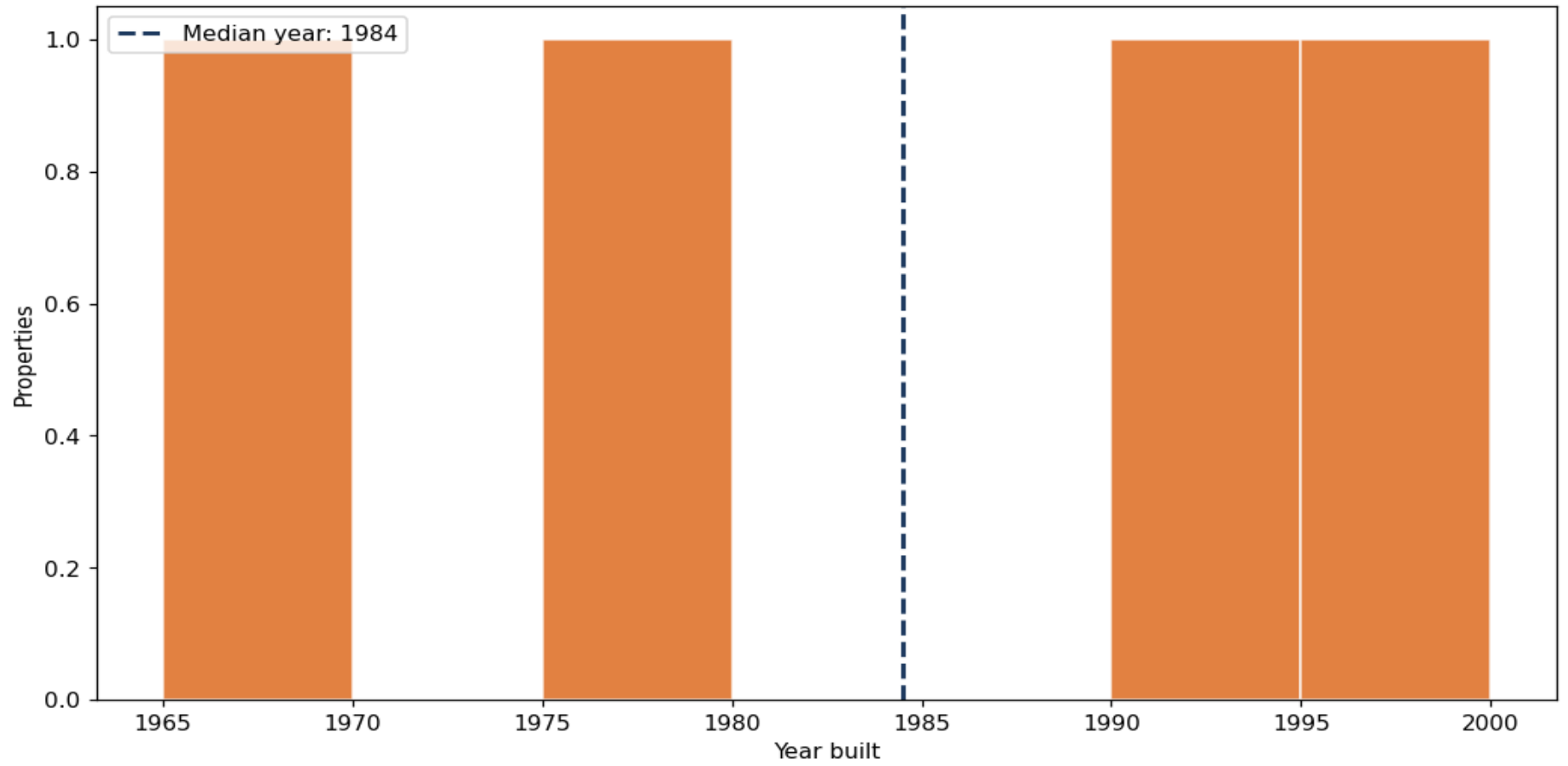
**Market value distribution (n=15, top 1% trimmed for readability)**



### Top property types by count



**Year built distribution (5-year buckets)**



**Market value vs. assessed value (gap = untaxed appreciation)**

