

Pinellas Property Market Report

19 matching properties • May 30, 2026

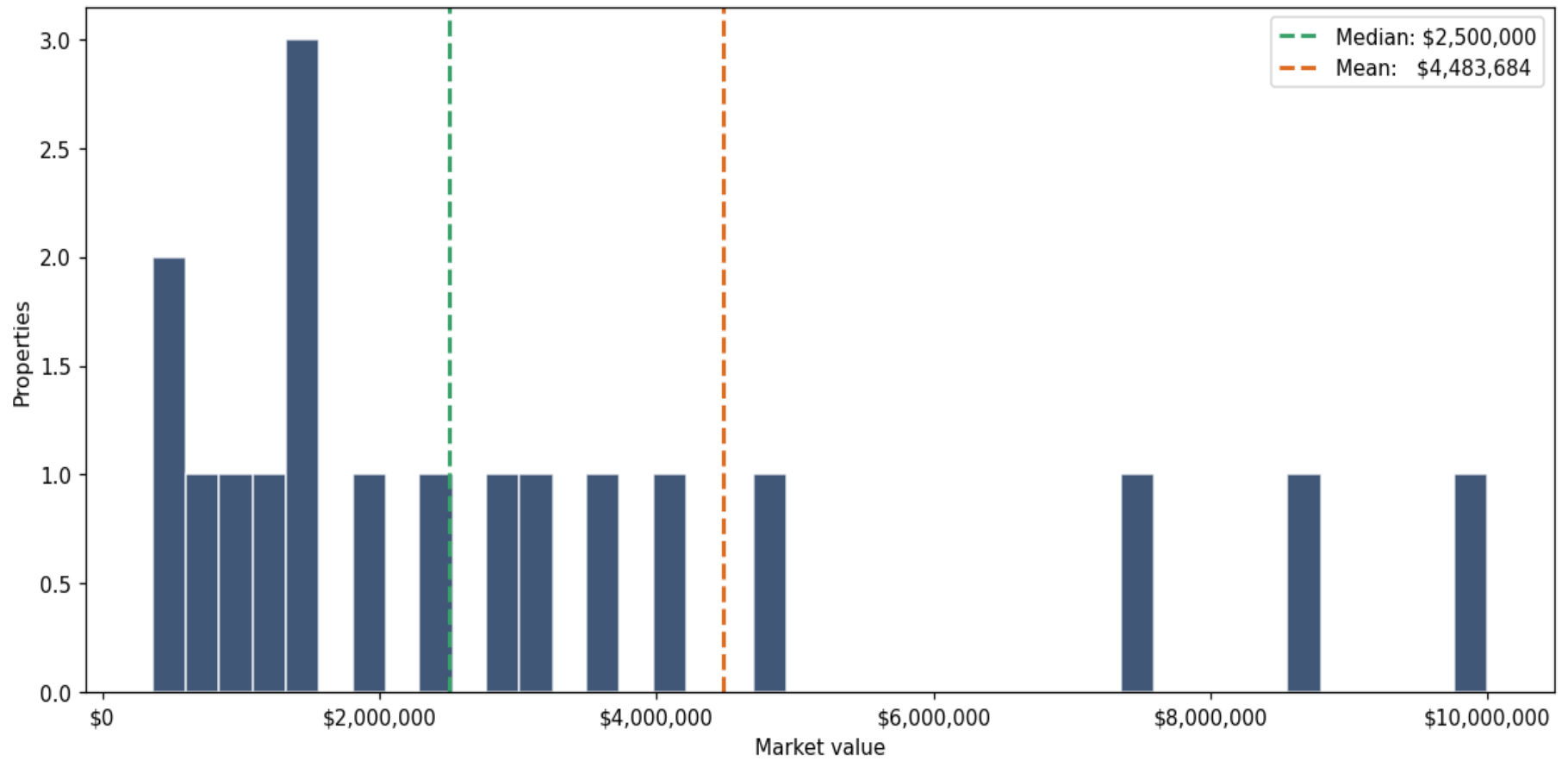
Filters applied	Headline numbers
City: Seminole	Properties matched: 19
Property type: Mobile Home Park (lot rental community / manufactured / campground)	Median market value: \$2,500,000
	Mean market value: \$4,483,684
	Min / Max: \$360,000 / \$28,225,000
	Mean square footage: 3,564

Top 19 properties by market value

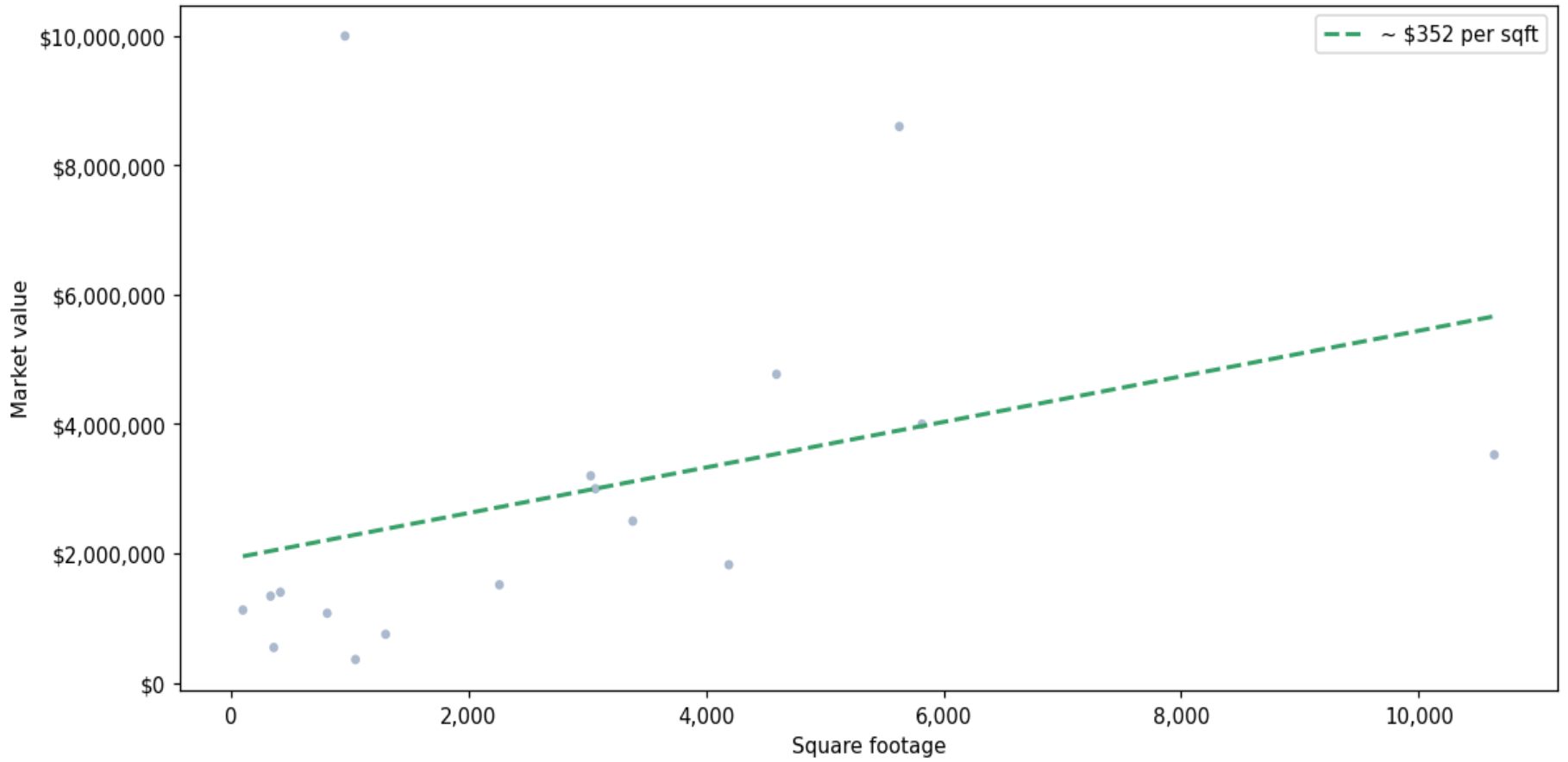
Address	City	Type	Market Value	Sq Ft	Year	Annual Tax
12100 SEMINOLE BLVD	Seminole	Mobile Home Park (lot re	\$28,225,000	6,692	1979	\$505,874
4797 94TH ST N	Seminole	Mobile Home Park (lot re	\$10,000,000	960	1960	\$159,465
9191 BAY PINES BLVD	Seminole	Mobile Home Park (lot re	\$8,600,000	5,627	1970	\$137,140
10545 SEMINOLE BLVD	Seminole	Mobile Home Park (lot re	\$7,435,000	13,093	1960	\$134,595
5640 SEMINOLE BLVD	Seminole	Mobile Home Park (lot re	\$4,770,000	4,593	1970	\$86,351
10562 70TH AVE	Seminole	Mobile Home Park (lot re	\$4,000,000	5,818	1968	\$63,786
12300 SEMINOLE BLVD	Seminole	Mobile Home Park (lot re	\$3,525,000	10,637	1938	\$62,297
10999 74TH AVE N	Seminole	Mobile Home Park (lot re	\$3,200,000	3,029	1968	\$51,029
9333 PARK BLVD	Seminole	Mobile Home Park (lot re	\$3,000,000	3,068	1954	\$47,840
9753 SEMINOLE BLVD	Seminole	Mobile Home Park (lot re	\$2,500,000	3,383	1961	\$39,866
1799 SEMINOLE BLVD	Seminole	Mobile Home Park (lot re	\$1,825,000	4,192	1950	\$32,253
10675 SEMINOLE BLVD	Seminole	Mobile Home Park (lot re	\$1,515,000	2,260	1970	\$27,426
8667 SEMINOLE BLVD	Seminole	Mobile Home Park (lot re	\$1,400,000	416	1965	\$22,325

Address	City	Type	Market Value	Sq Ft	Year	Annual Tax
12344 SEMINOLE BLVD	Seminole	Mobile Home Park (lot re	\$1,340,000	333	1972	\$23,682
8701 SEMINOLE BLVD	Seminole	Mobile Home Park (lot re	\$1,125,000	100	1967	\$17,940
12260 SEMINOLE BLVD	Seminole	Mobile Home Park (lot re	\$1,075,000	810	1975	\$18,998
6401 SEMINOLE BLVD	Seminole	Mobile Home Park (lot re	\$750,000	1,302		\$11,960
8667 SEMINOLE BLVD	Seminole	Mobile Home Park (lot re	\$545,000	360	1955	\$8,691
10767 72ND AVE	Seminole	Mobile Home Park (lot re	\$360,000	1,048	1946	\$5,741

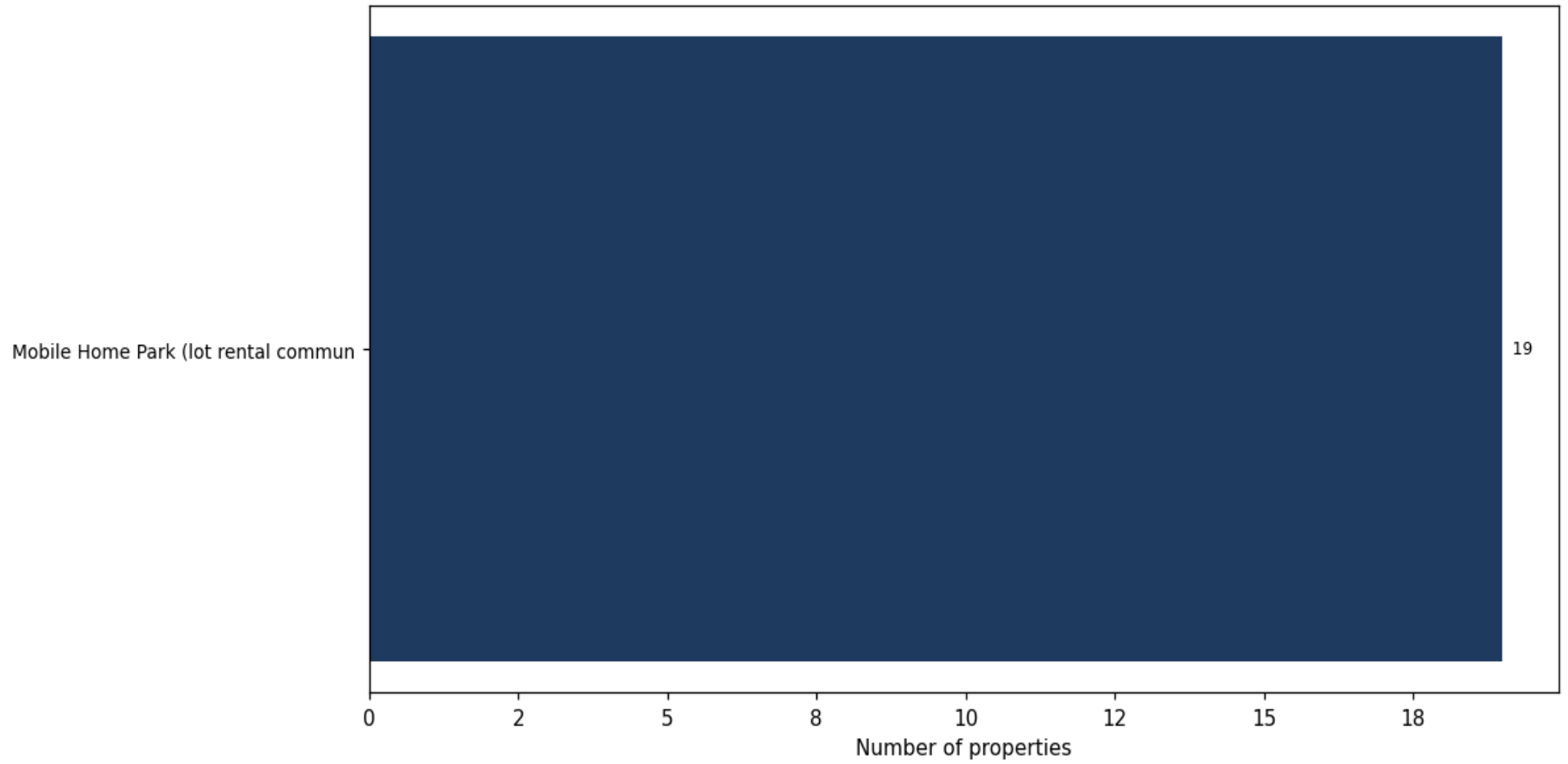
Market value distribution (n=19, top 1% trimmed for readability)



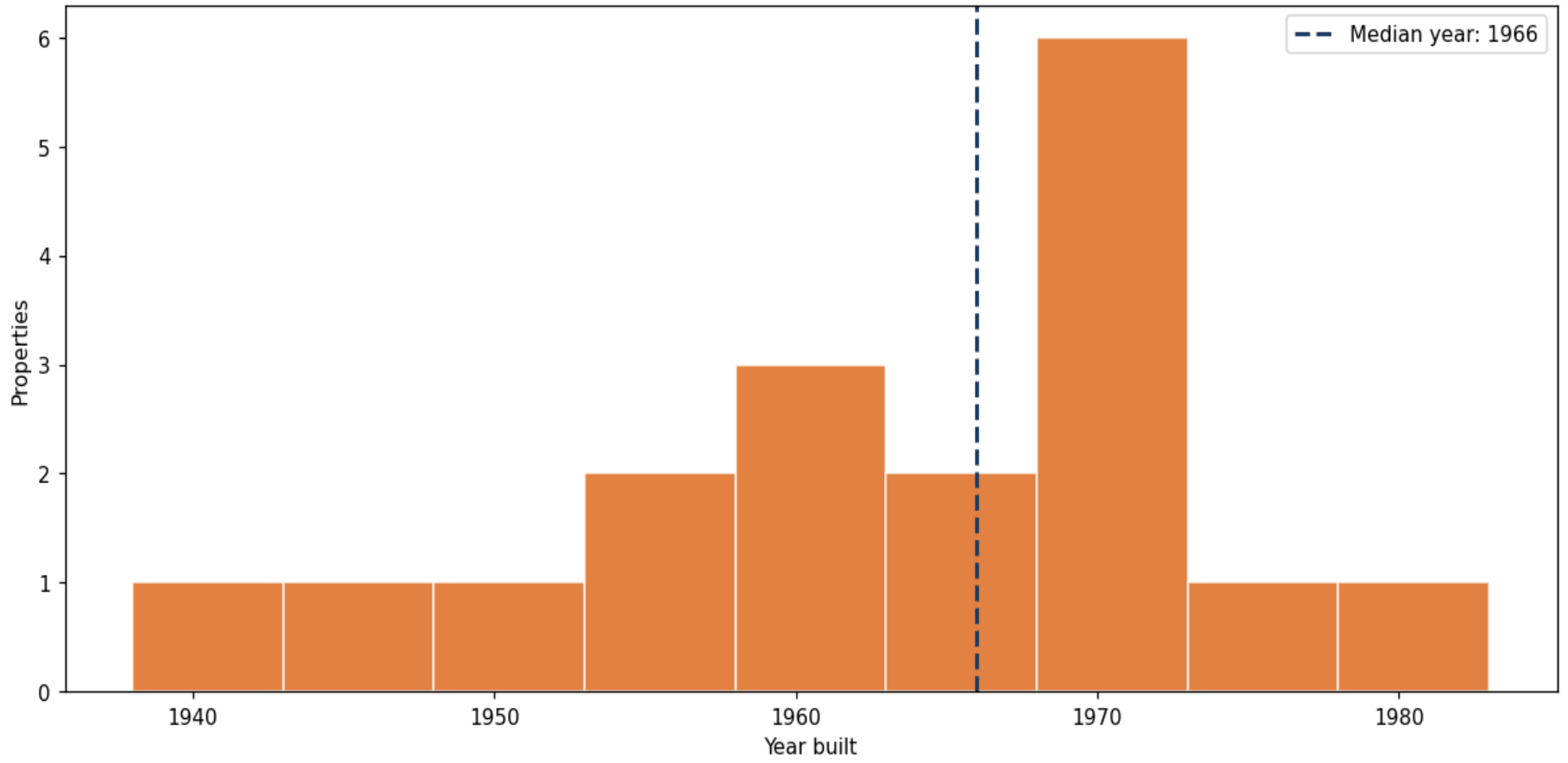
Building size vs. market value (n=17, outliers trimmed)



Top property types by count



Year built distribution (5-year buckets)



Market value vs. assessed value (gap = untaxed appreciation)

