

Pinellas Property Market Report

89 matching properties • May 30, 2026

Filters applied	Headline numbers
City: Seminole	Properties matched: 89
Property type: General Office	Median market value: \$360,000
	Mean market value: \$681,670
	Min / Max: \$118,500 / \$4,775,000
	Mean square footage: 6,605

Top 89 properties by market value

Address	City	Type	Market Value	Sq Ft	Year	Annual Tax
10055 SEMINOLE BLVD	Seminole	General Office Bldg - mu	\$4,775,000	60,000	1979	\$90,614
11200 SEMINOLE BLVD	Seminole	General Office Bldg - mu	\$2,790,000	32,806	1986	\$50,598
5000 PARK ST N	Seminole	General Office	\$2,595,000	89,899	1967	\$43,056
8201 113TH ST	Seminole	General Office	\$2,300,000	20,384	1988	\$37,474
9200 SEMINOLE BLVD	Seminole	General Office Bldg - mu	\$2,145,000	15,200	1982	\$36,079
8640 SEMINOLE BLVD	Seminole	General Office	\$1,925,000	12,588	2021	\$31,335
5666 SEMINOLE BLVD	Seminole	General Office Bldg - mu	\$1,890,000	16,462	1984	\$30,298
8200 113TH ST # 201	Seminole	General Office	\$1,795,000	15,006	2005	\$29,342
10899 PARK BLVD	Seminole	General Office	\$1,690,000	16,639	1984	\$27,508
10575 68TH AVE	Seminole	General Office	\$1,650,000	13,168	1986	\$26,710
10900 SEMINOLE BLVD	Seminole	General Office Bldg - mu	\$1,610,000	11,878	1981	\$29,236
13144 PARK BLVD	Seminole	General Office	\$1,570,003	20,680	1985	\$28,422
7148 SEMINOLE BLVD	Seminole	General Office	\$1,420,000	13,632	1956	\$22,963

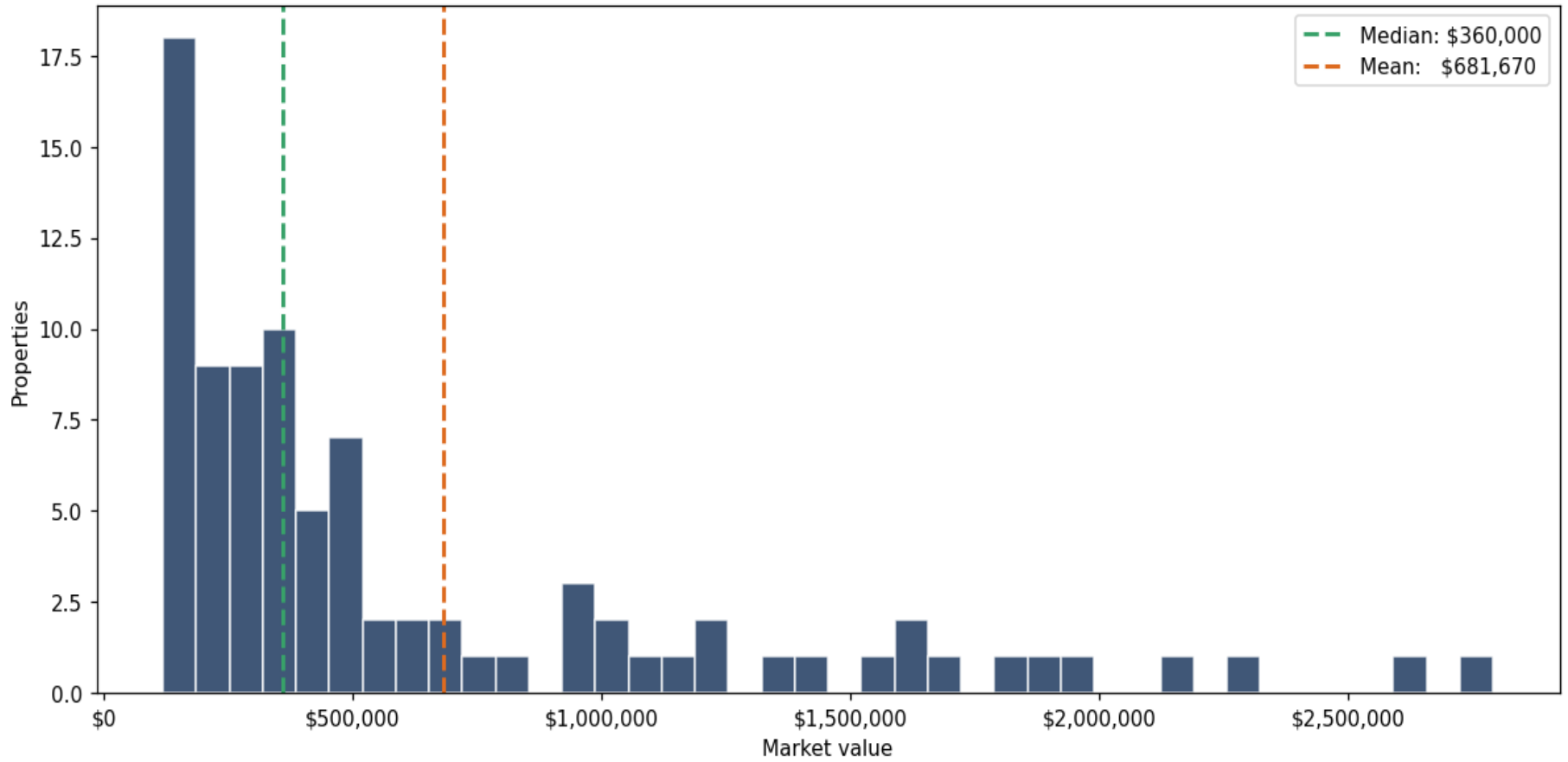
Address	City	Type	Market Value	Sq Ft	Year	Annual Tax
13100 PARK BLVD	Seminole	General Office	\$1,375,000	10,003	1998	\$25,344
13800 PARK BLVD	Seminole	General Office	\$1,230,000	9,967	1990	\$22,810
7763 STARKEY RD	Seminole	General Office	\$1,190,000	12,743	1976	\$21,245
8686 131ST ST	Seminole	General Office	\$1,145,000	8,934	1989	\$20,999
6247 SEMINOLE BLVD	Seminole	General Office	\$1,100,000	10,188	1987	\$18,099
11290 PARK BLVD	Seminole	General Office	\$1,030,000	7,622	1985	\$16,744
7600 131ST ST	Seminole	General Office	\$1,030,000	7,500	1993	\$19,008
8200 SEMINOLE BLVD	Seminole	General Office	\$950,000	6,754	1985	\$15,388
10700 JOHNSON BLVD	Seminole	General Office	\$950,000	6,663	2007	\$15,309
12114 SEMINOLE BLVD	Seminole	General Office	\$920,000	9,695	1986	\$16,848
9911 SEMINOLE BLVD	Seminole	General Office	\$820,000	6,953	1980	\$15,025
9130 OAKHURST RD	Seminole	General Office	\$730,000	3,233	1980	\$13,215
9009 SEMINOLE BLVD	Seminole	General Office	\$700,000	7,128	1985	\$11,402
7300 PARK ST	Seminole	General Office	\$680,000	4,984	1985	\$11,083
8050 SEMINOLE BLVD	Seminole	General Office	\$650,000	4,048	1985	\$10,365
7777 131ST ST	Seminole	General Office	\$645,000	8,450	1973	\$11,948
11590 SEMINOLE BLVD	Seminole	General Office	\$580,000	5,896	1961	\$10,771
12941 PARK BLVD	Seminole	General Office	\$520,000	3,000	1998	\$10,862
10945 ULMERTON RD	Seminole	General Office	\$510,000	2,196	2016	\$9,013
10410 SEMINOLE BLVD	Seminole	General Office	\$500,000	4,910	1976	\$9,866
6260 SEMINOLE BLVD	Seminole	General Office	\$490,000	4,276	1956	\$9,051
6400 SEMINOLE BLVD	Seminole	General Office	\$480,000	3,336	1972	\$7,734
11414 SEMINOLE BLVD	Seminole	General Office	\$475,000	4,720	1959	\$8,870
9325 SEMINOLE BLVD	Seminole	General Office	\$465,500	3,324	1989	\$7,495
10785 SEMINOLE BLVD	Seminole	General Office	\$455,000	3,000		\$8,418

Address	City	Type	Market Value	Sq Ft	Year	Annual Tax
9150 137TH ST N	Seminole	General Office	\$420,000	4,276	1979	\$7,694
8000 SEMINOLE BLVD	Seminole	General Office	\$415,000	4,146	1959	\$6,857
10730 102ND AVE	Seminole	General Office	\$410,000	2,748	1955	\$6,857
6166 SEMINOLE BLVD	Seminole	General Office	\$405,500	4,032	1958	\$7,603
13177 PARK BLVD	Seminole	General Office	\$390,000	2,100	2003	\$7,241
10807 ULMERTON RD	Seminole	General Office	\$375,000	3,280	1971	\$6,804
7200 SEMINOLE BLVD	Seminole	General Office	\$360,000	1,620	1960	\$6,857
5989 SEMINOLE BLVD	Seminole	General Office	\$352,500	2,372	1958	\$5,701
10589 SEMINOLE BLVD	Seminole	General Office	\$350,000	1,854	1959	\$6,336
10658 SEMINOLE BLVD	Seminole	General Office	\$342,500	3,054	1957	\$6,427
9373 SEMINOLE BLVD	Seminole	General Office	\$325,500	2,356	1981	\$5,262
9750 SEMINOLE BLVD	Seminole	General Office	\$325,000	2,698	1958	\$5,422
10785 ULMERTON RD	Seminole	General Office	\$325,000	2,392	1957	\$5,832
11681 SEMINOLE BLVD	Seminole	General Office	\$325,000	2,371	1992	\$5,974
11697 WALSINGHAM RD	Seminole	General Office	\$321,803	752	1955	\$5,789
9387 SEMINOLE BLVD	Seminole	General Office	\$317,500	2,100	1980	\$5,342
8400 113TH ST	Seminole	General Office	\$315,000	1,680	1984	\$5,103
9996 SEMINOLE BLVD	Seminole	General Office	\$305,000	2,505	1963	\$5,023
8666 SEMINOLE BLVD	Seminole	General Office	\$305,000	2,304	1973	\$4,943
8600 113TH ST	Seminole	General Office	\$295,000	1,867	1968	\$4,744
7501 SEMINOLE BLVD	Seminole	General Office	\$265,000	1,904	2004	\$4,465
9045 SEMINOLE BLVD	Seminole	General Office	\$263,500	2,800	1982	\$4,385
10634 SEMINOLE BLVD	Seminole	General Office	\$255,000	1,750	1956	\$4,707
9355 SEMINOLE BLVD	Seminole	General Office	\$253,500	1,806	1981	\$4,226
11020 SEMINOLE BLVD	Seminole	General Office	\$243,500	1,300	1957	\$4,526

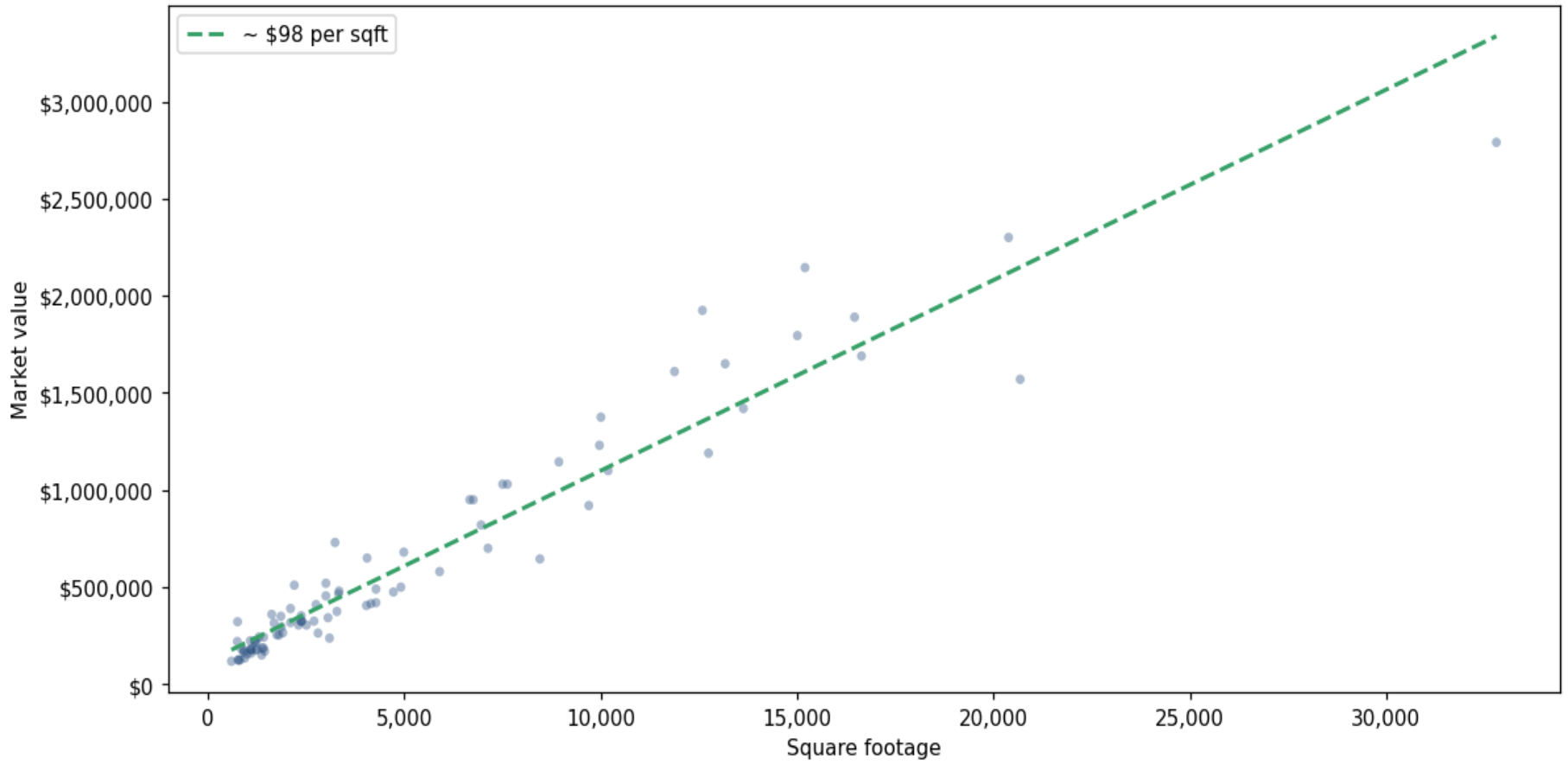
Address	City	Type	Market Value	Sq Ft	Year	Annual Tax
10763 70TH AVE	Seminole	General Office	\$242,500	1,416	1950	\$3,947
10718 61ST AVE N	Seminole	General Office	\$237,500	3,092	1954	\$4,471
10813 70TH AVE	Seminole	General Office	\$223,500	1,074	1950	\$3,628
10773 70TH AVE	Seminole	General Office	\$222,500	1,174	1950	\$3,668
10090 SEMINOLE BLVD	Seminole	General Office	\$222,500	1,204	1955	\$3,747
10714 71ST AVE	Seminole	General Office	\$220,000	744	1949	\$3,508
10811 70TH AVE	Seminole	General Office	\$215,000	1,227	1950	\$3,548
10010 107TH ST N	Seminole	General Office	\$187,500	1,410	1956	\$3,110
9801 SEMINOLE BLVD	Seminole	General Office	\$185,000	1,380	1949	\$3,530
7024 111TH ST	Seminole	General Office	\$180,793	1,097	1957	\$2,791
11569 SEMINOLE BLVD	Seminole	General Office	\$180,000	1,251	1955	\$3,349
10923 70TH AVE	Seminole	General Office	\$180,000	1,078	1953	\$2,950
10664 PINEAPPLE RD	Seminole	General Office	\$180,000	850	1960	\$2,870
10706 115TH AVE	Seminole	General Office	\$175,500	1,214	1956	\$3,222
10645 LAKE DR	Seminole	General Office	\$175,500	908	1949	\$2,838
10682 SEMINOLE BLVD	Seminole	General Office	\$175,500	1,096	1957	\$3,259
7801 STARKEY RD	Seminole	General Office	\$170,500	1,443	1968	\$3,214
10823 70TH AVE	Seminole	General Office	\$165,000	912	1954	\$2,671
11601 SEMINOLE BLVD	Seminole	General Office	\$160,000	1,095	1955	\$2,987
11487 SEMINOLE BLVD	Seminole	General Office	\$155,000	991	1955	\$2,896
9823 SEMINOLE BLVD	Seminole	General Office	\$150,500	1,366	1949	\$2,824
11589 SEMINOLE BLVD	Seminole	General Office	\$135,000	936	1955	\$2,534
11599 SEMINOLE BLVD	Seminole	General Office	\$125,000	815	1955	\$2,381
11661 SEMINOLE BLVD	Seminole	General Office	\$125,000	762	1955	\$2,263
11621 SEMINOLE BLVD	Seminole	General Office	\$124,500	781	1955	\$2,317

Address	City	Type	Market Value	Sq Ft	Year	Annual Tax
11447 SEMINOLE BLVD	Seminole	General Office	\$118,500	594	1955	\$2,190

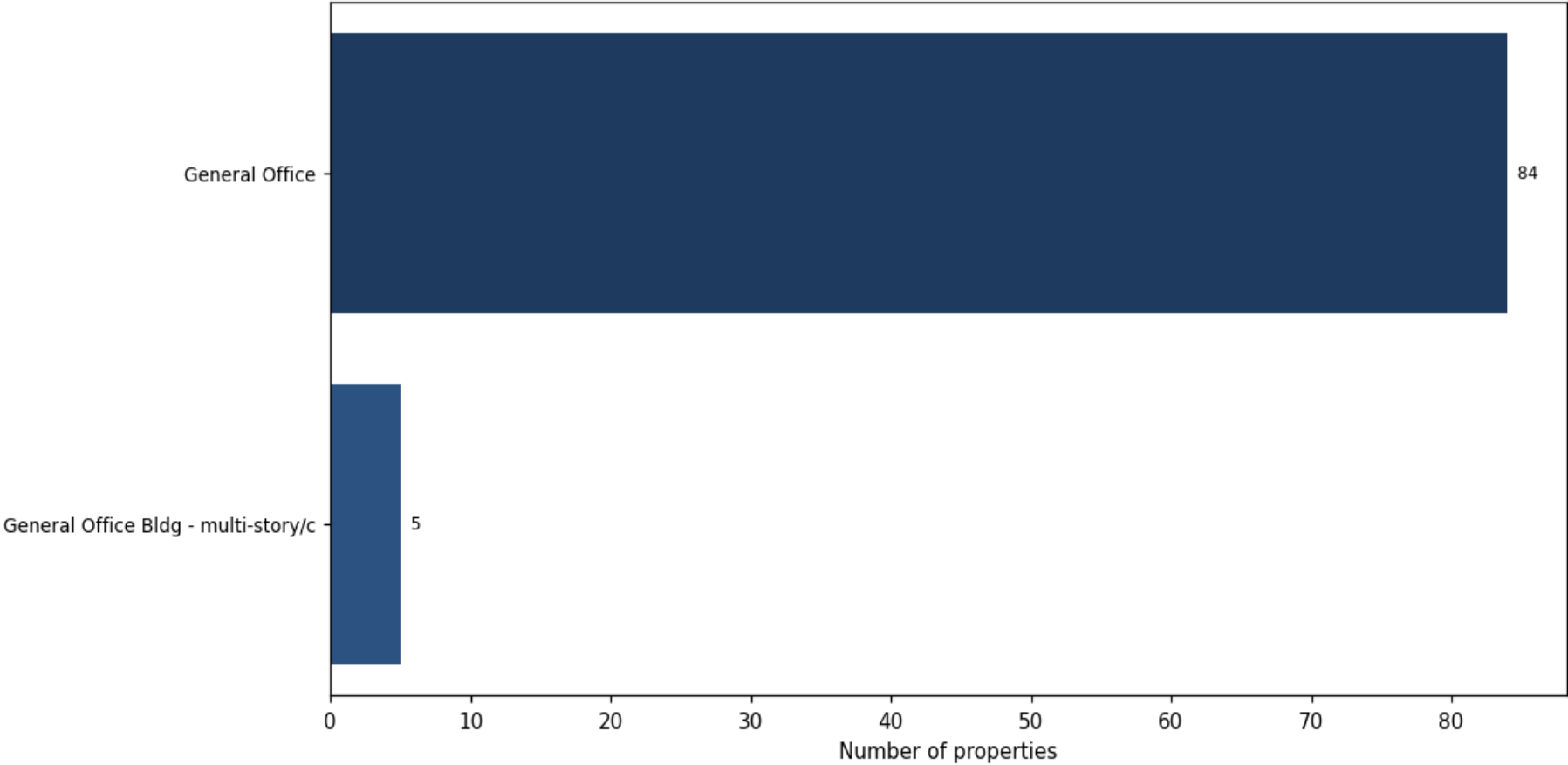
Market value distribution (n=89, top 1% trimmed for readability)



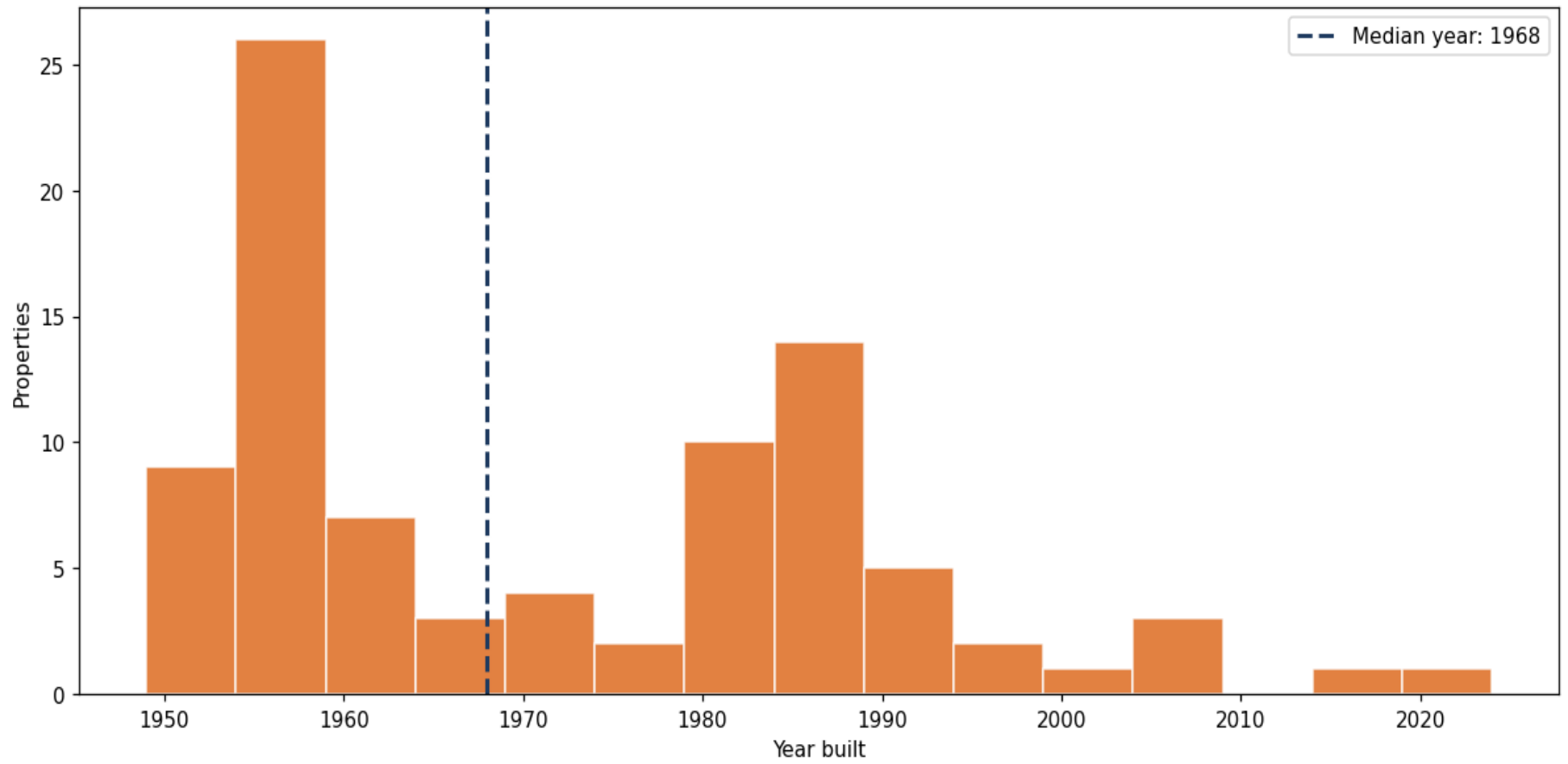
Building size vs. market value (n=87, outliers trimmed)



Top property types by count



Year built distribution (5-year buckets)



Market value vs. assessed value (gap = untaxed appreciation)

