

# Pinellas Property Market Report

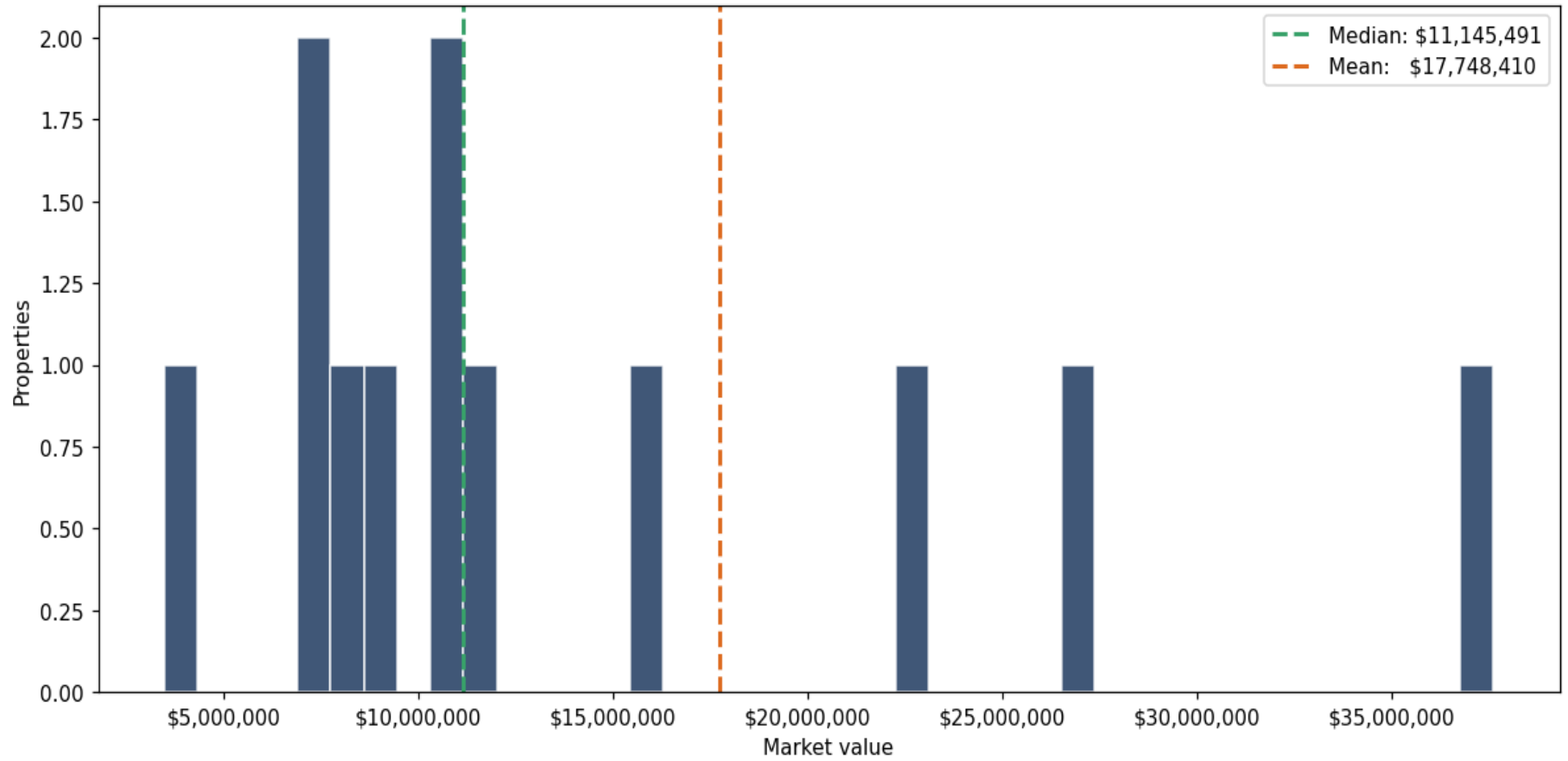
13 matching properties • May 30, 2026

Filters applied	Headline numbers
<b>City:</b> Seminole	<b>Properties matched:</b> 13
<b>Property type:</b> County Public Schools	<b>Median market value:</b> \$11,145,491
	<b>Mean market value:</b> \$17,748,410
	<b>Min / Max:</b> \$3,491,536 / \$59,177,679
	<b>Mean square footage:</b> 114,608

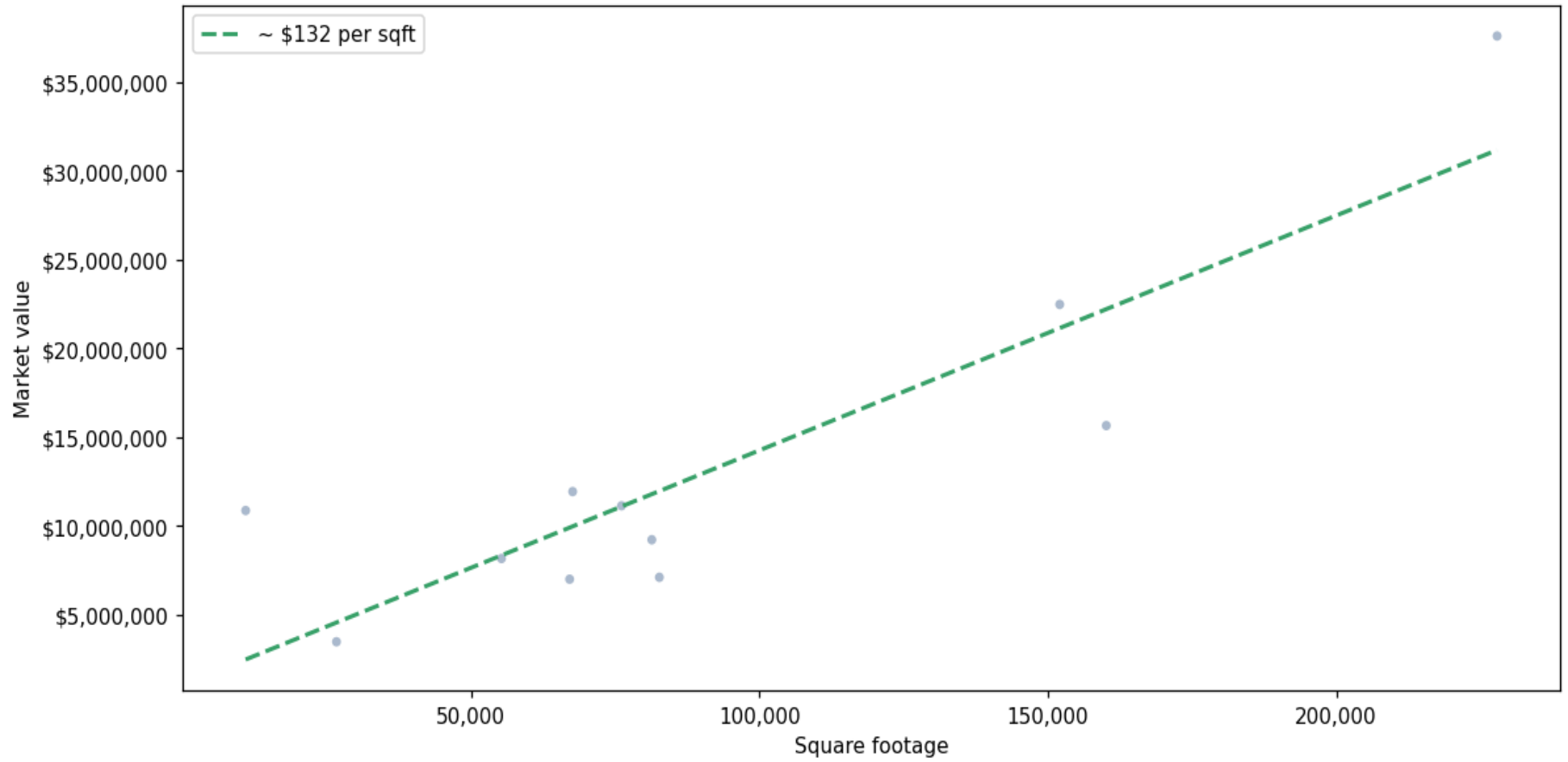
## Top 13 properties by market value

Address	City	Type	Market Value	Sq Ft	Year	Annual Tax
9200 113TH ST	Seminole	County Public Schools	\$59,177,679	214,107	1998	\$919,992
9751 98TH ST	Seminole	County Public Schools	\$37,589,920	227,858	1980	\$643,875
8401 131ST ST	Seminole	County Public Schools	\$26,816,859	267,730	1962	\$492,620
9301 98TH ST	Seminole	County Public Schools	\$22,480,821	152,064	1983	\$366,807
8701 131ST ST	Seminole	County Public Schools	\$15,660,522	160,134	1970	\$270,540
9300 86TH AVE	Seminole	County Public Schools	\$11,944,320	67,655	1960	\$176,049
8333 MAGNOLIA DR	Seminole	County Public Schools	\$11,145,491	76,133	1972	\$185,523
4723 BAY PINES TER	Seminole	County Public Schools	\$10,880,081	10,986	2018	\$182,098
12755 86TH AVE	Seminole	County Public Schools	\$9,233,310	81,372	1973	\$172,934
12611 86TH AVE	Seminole	County Public Schools	\$8,177,252	55,323	1965	\$160,819
1901 119TH ST	Seminole	County Public Schools	\$7,119,054	82,685	1957	\$117,220
11015 72ND AVE N	Seminole	County Public Schools	\$7,012,482	67,132	1915	\$107,712
10300 65TH AVE	Seminole	County Public Schools	\$3,491,536	26,722	1961	\$53,522

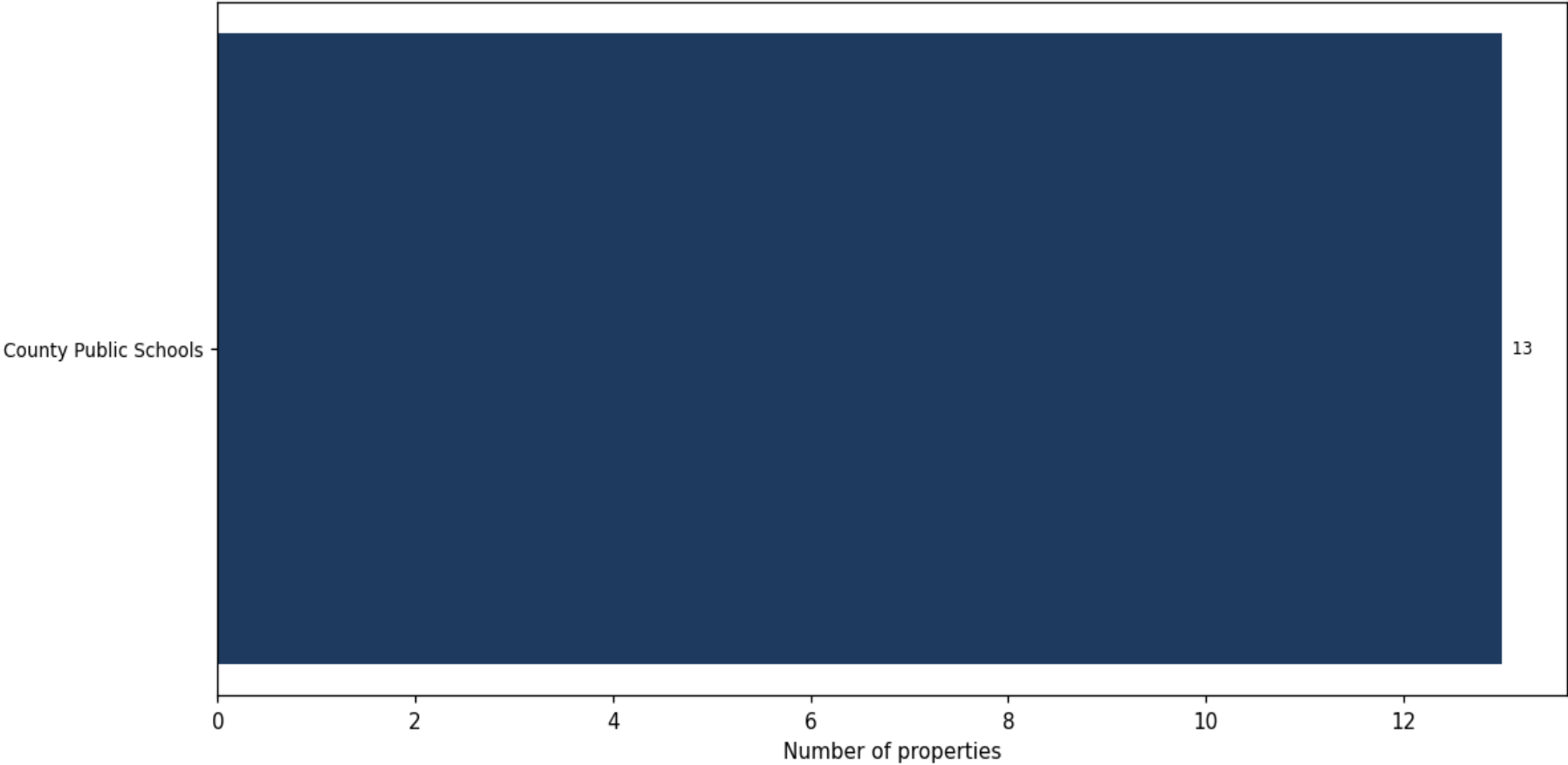
**Market value distribution (n=13, top 1% trimmed for readability)**



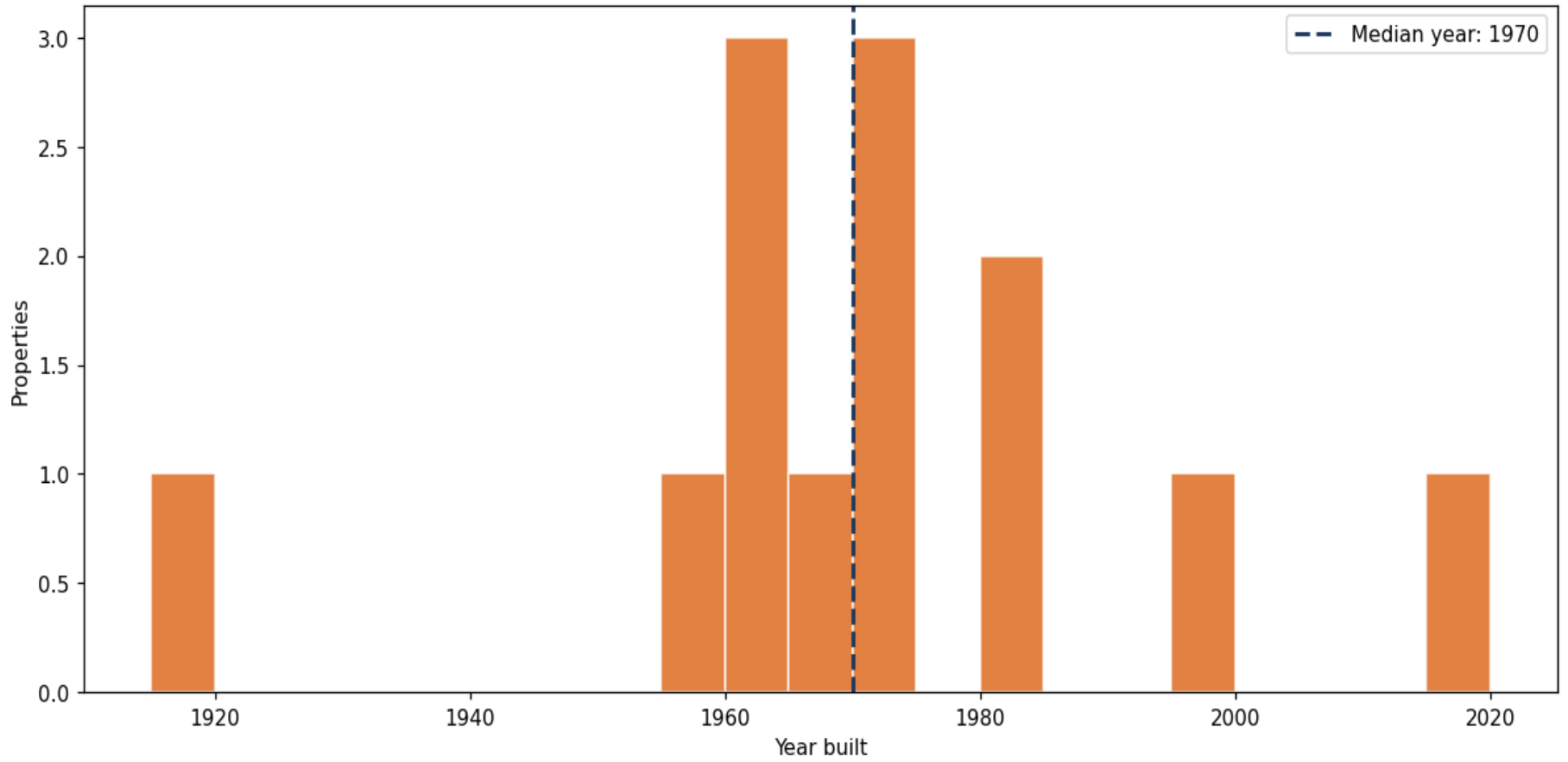
**Building size vs. market value (n=11, outliers trimmed)**



# Top property types by count



**Year built distribution (5-year buckets)**



### Market value vs. assessed value (gap = untaxed appreciation)

