

# Pinellas Property Market Report

446 matching properties • June 01, 2026

Filters applied	Headline numbers
<b>City:</b> Seminole	<b>Properties matched:</b> 446
<b>Property type:</b> Condominium (land lease)	<b>Median market value:</b> \$110,094
	<b>Mean market value:</b> \$112,444
	<b>Min / Max:</b> \$47,600 / \$188,425
	<b>Mean square footage:</b> 974

## Top 200 properties by market value

Address	City	Type	Market Value	Sq Ft	Year	Annual Tax
11200 102ND AVE # 21	Seminole	Condominium (land lease)	\$188,425	1,355	1971	\$2,260
11200 102ND AVE # 56	Seminole	Condominium (land lease)	\$186,458	1,355	1972	\$2,240
11511 113TH ST # 5A	Seminole	Condominium (land lease)	\$170,815	963	1975	\$2,933
11200 102ND AVE # 86	Seminole	Condominium (land lease)	\$170,717	1,355	1973	\$2,050
11200 102ND AVE # 71	Seminole	Condominium (land lease)	\$169,406	1,355	1973	\$2,036
11200 102ND AVE # 52	Seminole	Condominium (land lease)	\$165,033	1,355	1972	\$2,097
11200 102ND AVE # 72	Seminole	Condominium (land lease)	\$165,033	1,355	1974	\$2,019
11200 102ND AVE # 123	Seminole	Condominium (land lease)	\$165,033	1,355	1972	\$2,019
11200 102ND AVE # 100	Seminole	Condominium (land lease)	\$164,846	1,180	1973	\$1,993
11511 113TH ST # 4A	Seminole	Condominium (land lease)	\$164,455	963	1975	\$2,821
11511 113TH ST # 33H	Seminole	Condominium (land lease)	\$162,823	963	1975	\$2,798
11200 102ND AVE # 2	Seminole	Condominium (land lease)	\$161,725	1,180	1971	\$1,941
11511 113TH ST # 4F	Seminole	Condominium (land lease)	\$161,123	963	1975	\$2,767

Address	City	Type	Market Value	Sq Ft	Year	Annual Tax
11511 113TH ST # 33A	Seminole	Condominium (land lease)	\$161,123	963	1975	\$2,767
11511 113TH ST # 5C	Seminole	Condominium (land lease)	\$159,609	963	1975	\$2,738
11511 113TH ST # 6F	Seminole	Condominium (land lease)	\$159,457	963	1975	\$2,738
11511 113TH ST # 22C	Seminole	Condominium (land lease)	\$159,026	884	1979	\$2,731
11200 102ND AVE # 117	Seminole	Condominium (land lease)	\$158,912	1,355	1973	\$1,948
11511 113TH ST # 2B	Seminole	Condominium (land lease)	\$158,557	873	1978	\$2,723
11200 102ND AVE # 26	Seminole	Condominium (land lease)	\$158,401	1,355	1971	\$1,953
11200 102ND AVE # 22	Seminole	Condominium (land lease)	\$158,401	1,355	1971	\$1,953
11200 102ND AVE # 32	Seminole	Condominium (land lease)	\$158,401	1,355	1971	\$1,953
11200 102ND AVE # 76	Seminole	Condominium (land lease)	\$158,401	1,355	1974	\$1,953
11200 102ND AVE # 41	Seminole	Condominium (land lease)	\$158,401	1,355	1971	\$1,953
11200 102ND AVE # 42	Seminole	Condominium (land lease)	\$158,401	1,355	1972	\$1,953
11200 102ND AVE # 61	Seminole	Condominium (land lease)	\$158,401	1,355	1972	\$1,953
11200 102ND AVE # 11	Seminole	Condominium (land lease)	\$158,401	1,355	1971	\$1,953
11511 113TH ST # 33G	Seminole	Condominium (land lease)	\$157,944	963	1975	\$2,712
11511 113TH ST # 33C	Seminole	Condominium (land lease)	\$157,944	963	1975	\$2,712
11511 113TH ST # 33E	Seminole	Condominium (land lease)	\$157,944	963	1975	\$2,712
11511 113TH ST # 5H	Seminole	Condominium (land lease)	\$157,944	963	1975	\$2,712
11511 113TH ST # 8B	Seminole	Condominium (land lease)	\$156,902	855	1977	\$2,692
11511 113TH ST # 6B	Seminole	Condominium (land lease)	\$156,429	963	1975	\$2,686
11511 113TH ST # 4D	Seminole	Condominium (land lease)	\$156,429	963	1975	\$2,686
11511 113TH ST # 33F	Seminole	Condominium (land lease)	\$156,429	963	1975	\$2,686
11511 113TH ST # 4B	Seminole	Condominium (land lease)	\$156,429	963	1975	\$2,686
11511 113TH ST # 33B	Seminole	Condominium (land lease)	\$156,429	963	1975	\$2,686
11511 113TH ST # 4E	Seminole	Condominium (land lease)	\$156,429	963	1975	\$2,686

Address	City	Type	Market Value	Sq Ft	Year	Annual Tax
11200 102ND AVE # 106	Seminole	Condominium (land lease)	\$155,851	1,355	1973	\$1,907
11200 102ND AVE # 137	Seminole	Condominium (land lease)	\$155,851	1,355	1972	\$1,907
11200 102ND AVE # 97	Seminole	Condominium (land lease)	\$155,851	1,355	1973	\$1,907
11200 102ND AVE # 17	Seminole	Condominium (land lease)	\$155,851	1,355	1971	\$1,907
11200 102ND AVE # 118	Seminole	Condominium (land lease)	\$155,851	1,355	1972	\$1,907
11200 102ND AVE # 5	Seminole	Condominium (land lease)	\$155,851	1,355	1971	\$1,907
11200 102ND AVE # 46	Seminole	Condominium (land lease)	\$155,851	1,355	1972	\$1,907
11200 102ND AVE # 36	Seminole	Condominium (land lease)	\$155,851	1,355	1971	\$1,907
11200 102ND AVE # 27	Seminole	Condominium (land lease)	\$155,851	1,355	1971	\$1,907
11200 102ND AVE # 87	Seminole	Condominium (land lease)	\$155,851	1,355	1973	\$1,907
11200 102ND AVE # 152	Seminole	Condominium (land lease)	\$155,851	1,355	1972	\$1,907
11200 102ND AVE # 51	Seminole	Condominium (land lease)	\$155,851	1,355	1972	\$1,907
11200 102ND AVE # 96	Seminole	Condominium (land lease)	\$155,851	1,355	1973	\$1,907
11200 102ND AVE # 57	Seminole	Condominium (land lease)	\$155,851	1,355	1972	\$1,907
11200 102ND AVE # 153	Seminole	Condominium (land lease)	\$155,851	1,355	1972	\$1,907
11200 102ND AVE # 143	Seminole	Condominium (land lease)	\$155,851	1,355	1972	\$1,907
11200 102ND AVE # 16	Seminole	Condominium (land lease)	\$155,851	1,355	1971	\$1,907
11200 102ND AVE # 128	Seminole	Condominium (land lease)	\$155,851	1,355	1972	\$1,907
11200 102ND AVE # 132	Seminole	Condominium (land lease)	\$155,851	1,355	1972	\$1,907
11200 102ND AVE # 77	Seminole	Condominium (land lease)	\$155,851	1,355	1973	\$1,907
11200 102ND AVE # 138	Seminole	Condominium (land lease)	\$155,851	1,355	1972	\$1,907
11200 102ND AVE # 127	Seminole	Condominium (land lease)	\$155,851	1,355	1972	\$1,907
11200 102ND AVE # 37	Seminole	Condominium (land lease)	\$155,851	1,355	1971	\$1,907
11200 102ND AVE # 6	Seminole	Condominium (land lease)	\$155,851	1,355	1971	\$1,907
11200 102ND AVE # 107	Seminole	Condominium (land lease)	\$155,851	1,355	1973	\$1,907

Address	City	Type	Market Value	Sq Ft	Year	Annual Tax
11200 102ND AVE # 31	Seminole	Condominium (land lease)	\$155,851	1,355	1971	\$1,907
11200 102ND AVE # 157	Seminole	Condominium (land lease)	\$155,851	1,355	1972	\$1,907
11200 102ND AVE # 62	Seminole	Condominium (land lease)	\$155,851	1,355	1973	\$1,907
11200 102ND AVE # 47	Seminole	Condominium (land lease)	\$155,851	1,355	1972	\$1,907
11200 102ND AVE # 10	Seminole	Condominium (land lease)	\$155,851	1,355	1971	\$1,907
11200 102ND AVE # 122	Seminole	Condominium (land lease)	\$155,851	1,355	1972	\$1,907
11200 102ND AVE # 133	Seminole	Condominium (land lease)	\$155,851	1,355	1972	\$1,907
11200 102ND AVE # 1	Seminole	Condominium (land lease)	\$155,851	1,355	1971	\$1,907
11200 102ND AVE # 148	Seminole	Condominium (land lease)	\$155,851	1,355	1972	\$1,907
11200 102ND AVE # 142	Seminole	Condominium (land lease)	\$155,851	1,355	1972	\$1,907
11200 102ND AVE # 147	Seminole	Condominium (land lease)	\$155,851	1,355	1972	\$1,907
11511 113TH ST # 24B	Seminole	Condominium (land lease)	\$155,551	884	1980	\$2,670
11511 113TH ST # 5B	Seminole	Condominium (land lease)	\$154,915	963	1975	\$2,660
11511 113TH ST # 6D	Seminole	Condominium (land lease)	\$154,915	963	1975	\$2,660
11511 113TH ST # 5G	Seminole	Condominium (land lease)	\$154,915	963	1975	\$2,660
11511 113TH ST # 2A	Seminole	Condominium (land lease)	\$152,021	873	1978	\$2,610
11511 113TH ST # 22H	Seminole	Condominium (land lease)	\$149,296	884	1979	\$2,562
11511 113TH ST # 2H	Seminole	Condominium (land lease)	\$148,810	873	1978	\$2,553
11511 113TH ST # 22B	Seminole	Condominium (land lease)	\$146,377	884	1979	\$2,512
11511 113TH ST # 2E	Seminole	Condominium (land lease)	\$145,104	873	1978	\$2,491
11200 102ND AVE # 94	Seminole	Condominium (land lease)	\$144,971	1,180	1973	\$1,740
11511 113TH ST # 2C	Seminole	Condominium (land lease)	\$144,418	873	1978	\$2,478
11511 113TH ST # 2G	Seminole	Condominium (land lease)	\$144,418	873	1978	\$2,478
11511 113TH ST # 8A	Seminole	Condominium (land lease)	\$144,264	855	1977	\$2,475
11200 102ND AVE # 119	Seminole	Condominium (land lease)	\$142,305	1,180	1972	\$1,707

Address	City	Type	Market Value	Sq Ft	Year	Annual Tax
11200 102ND AVE # 114	Seminole	Condominium (land lease)	\$142,305	1,180	1973	\$1,707
11200 102ND AVE # 90	Seminole	Condominium (land lease)	\$142,305	1,180	1973	\$1,707
11511 113TH ST # 8E	Seminole	Condominium (land lease)	\$141,440	855	1977	\$2,427
11200 102ND AVE # 12	Seminole	Condominium (land lease)	\$139,907	985	1971	\$1,682
11200 102ND AVE # 139	Seminole	Condominium (land lease)	\$137,364	985	1972	\$1,650
11200 102ND AVE # 43	Seminole	Condominium (land lease)	\$136,887	985	1972	\$1,645
11200 102ND AVE # 74	Seminole	Condominium (land lease)	\$136,859	1,180	1974	\$1,688
11200 102ND AVE # 98	Seminole	Condominium (land lease)	\$136,859	1,180	1973	\$1,688
11200 102ND AVE # 65	Seminole	Condominium (land lease)	\$136,859	1,180	1973	\$1,688
11200 102ND AVE # 79	Seminole	Condominium (land lease)	\$136,859	1,180	1973	\$1,688
11200 102ND AVE # 95	Seminole	Condominium (land lease)	\$136,859	1,180	1973	\$1,688
11200 102ND AVE # 66	Seminole	Condominium (land lease)	\$136,859	1,180	1973	\$1,688
11200 102ND AVE # 99	Seminole	Condominium (land lease)	\$136,859	1,180	1973	\$1,688
11200 102ND AVE # 35	Seminole	Condominium (land lease)	\$136,859	1,180	1971	\$1,688
11200 102ND AVE # 75	Seminole	Condominium (land lease)	\$136,859	1,180	1974	\$1,688
11200 102ND AVE # 144	Seminole	Condominium (land lease)	\$134,822	985	1972	\$1,635
11200 102ND AVE # 85	Seminole	Condominium (land lease)	\$134,309	1,180	1973	\$1,642
11200 102ND AVE # 82	Seminole	Condominium (land lease)	\$134,309	1,180	1973	\$1,642
11200 102ND AVE # 89	Seminole	Condominium (land lease)	\$134,309	1,180	1973	\$1,684
11200 102ND AVE # 68	Seminole	Condominium (land lease)	\$134,309	1,180	1973	\$1,642
11200 102ND AVE # 141	Seminole	Condominium (land lease)	\$134,309	1,180	1972	\$1,642
11200 102ND AVE # 78	Seminole	Condominium (land lease)	\$134,309	1,180	1973	\$1,642
11200 102ND AVE # 15	Seminole	Condominium (land lease)	\$134,309	1,180	1971	\$1,642
11200 102ND AVE # 111	Seminole	Condominium (land lease)	\$134,309	1,180	1973	\$1,642
11200 102ND AVE # 81	Seminole	Condominium (land lease)	\$134,309	1,180	1973	\$1,642

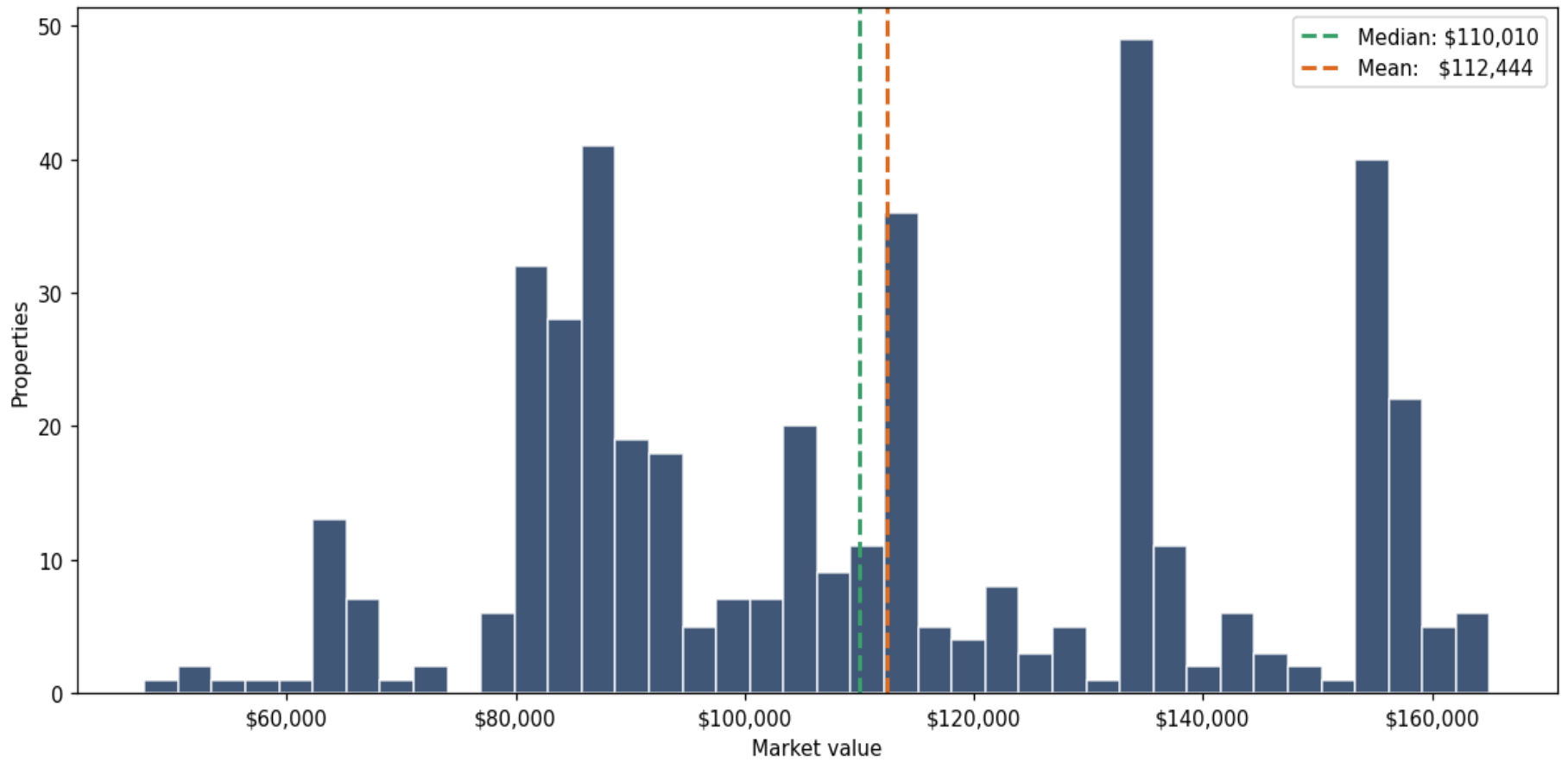
Address	City	Type	Market Value	Sq Ft	Year	Annual Tax
11200 102ND AVE # 30	Seminole	Condominium (land lease)	\$134,309	1,180	1971	\$1,642
11200 102ND AVE # 131	Seminole	Condominium (land lease)	\$134,309	1,180	1972	\$1,642
11200 102ND AVE # 64	Seminole	Condominium (land lease)	\$134,309	1,180	1973	\$1,642
11200 102ND AVE # 103	Seminole	Condominium (land lease)	\$134,309	1,180	1973	\$1,642
11200 102ND AVE # 50	Seminole	Condominium (land lease)	\$134,309	1,180	1972	\$1,642
11200 102ND AVE # 73	Seminole	Condominium (land lease)	\$134,309	1,180	1974	\$1,642
11200 102ND AVE # 146	Seminole	Condominium (land lease)	\$134,309	1,180	1972	\$1,642
11200 102ND AVE # 67	Seminole	Condominium (land lease)	\$134,309	1,180	1973	\$1,642
11200 102ND AVE # 108	Seminole	Condominium (land lease)	\$134,309	1,180	1973	\$1,961
11200 102ND AVE # 20	Seminole	Condominium (land lease)	\$134,309	1,180	1971	\$1,642
11200 102ND AVE # 124	Seminole	Condominium (land lease)	\$134,309	1,180	1972	\$1,642
11200 102ND AVE # 63	Seminole	Condominium (land lease)	\$134,309	1,180	1973	\$1,642
11200 102ND AVE # 136	Seminole	Condominium (land lease)	\$134,309	1,180	1972	\$1,740
11200 102ND AVE # 116	Seminole	Condominium (land lease)	\$134,309	1,180	1973	\$1,642
11200 102ND AVE # 101	Seminole	Condominium (land lease)	\$134,309	1,180	1973	\$1,642
11200 102ND AVE # 93	Seminole	Condominium (land lease)	\$134,309	1,180	1973	\$1,642
11200 102ND AVE # 70	Seminole	Condominium (land lease)	\$134,309	1,180	1973	\$1,642
11200 102ND AVE # 154	Seminole	Condominium (land lease)	\$134,309	1,180	1972	\$1,642
11200 102ND AVE # 40	Seminole	Condominium (land lease)	\$134,309	1,180	1971	\$1,642
11200 102ND AVE # 69	Seminole	Condominium (land lease)	\$134,309	1,180	1973	\$1,642
11200 102ND AVE # 80	Seminole	Condominium (land lease)	\$134,309	1,180	1973	\$1,642
11200 102ND AVE # 105	Seminole	Condominium (land lease)	\$134,309	1,180	1973	\$1,642
11200 102ND AVE # 91	Seminole	Condominium (land lease)	\$134,309	1,180	1973	\$1,642
11200 102ND AVE # 45	Seminole	Condominium (land lease)	\$134,309	1,180	1972	\$1,642
11200 102ND AVE # 110	Seminole	Condominium (land lease)	\$134,309	1,180	1973	\$1,642

Address	City	Type	Market Value	Sq Ft	Year	Annual Tax
11200 102ND AVE # 84	Seminole	Condominium (land lease)	\$134,309	1,180	1973	\$1,642
11200 102ND AVE # 115	Seminole	Condominium (land lease)	\$134,309	1,180	1973	\$1,642
11200 102ND AVE # 149	Seminole	Condominium (land lease)	\$134,309	1,180	1972	\$1,642
11200 102ND AVE # 112	Seminole	Condominium (land lease)	\$134,309	1,180	1973	\$1,642
11200 102ND AVE # 60	Seminole	Condominium (land lease)	\$134,309	1,180	1972	\$1,642
11200 102ND AVE # 25	Seminole	Condominium (land lease)	\$134,309	1,180	1971	\$1,642
11200 102ND AVE # 104	Seminole	Condominium (land lease)	\$134,309	1,180	1973	\$1,642
11200 102ND AVE # 88	Seminole	Condominium (land lease)	\$134,309	1,180	1973	\$1,642
11200 102ND AVE # 109	Seminole	Condominium (land lease)	\$134,309	1,180	1973	\$1,642
11200 102ND AVE # 83	Seminole	Condominium (land lease)	\$134,309	1,180	1973	\$1,642
11200 102ND AVE # 92	Seminole	Condominium (land lease)	\$134,309	1,180	1973	\$1,642
11200 102ND AVE # 102	Seminole	Condominium (land lease)	\$134,309	1,180	1973	\$1,642
11200 102ND AVE # 55	Seminole	Condominium (land lease)	\$134,309	1,180	1972	\$1,642
11200 102ND AVE # 7	Seminole	Condominium (land lease)	\$134,309	1,180	1971	\$1,642
11620 PARK BLVD # 110	Seminole	Condominium (land lease)	\$130,684	1,030	1974	\$1,438
11720 PARK BLVD # 301	Seminole	Condominium (land lease)	\$128,592	1,030	1973	\$1,371
11620 PARK BLVD # 101	Seminole	Condominium (land lease)	\$128,173	1,030	1974	\$1,389
11720 PARK BLVD # 101	Seminole	Condominium (land lease)	\$127,616	1,030	1973	\$1,376
11720 PARK BLVD # 110	Seminole	Condominium (land lease)	\$127,616	1,030	1973	\$1,376
11200 102ND AVE # 54	Seminole	Condominium (land lease)	\$127,193	985	1972	\$1,531
11720 PARK BLVD # 109	Seminole	Condominium (land lease)	\$124,501	874	1973	\$1,332
11620 PARK BLVD # 210	Seminole	Condominium (land lease)	\$124,408	1,030	1974	\$1,341
11620 PARK BLVD # 201	Seminole	Condominium (land lease)	\$124,408	1,030	1974	\$1,341
11720 PARK BLVD # 201	Seminole	Condominium (land lease)	\$123,850	1,030	1973	\$1,334
11720 PARK BLVD # 210	Seminole	Condominium (land lease)	\$123,850	1,030	1973	\$1,334

Address	City	Type	Market Value	Sq Ft	Year	Annual Tax
11200 102ND AVE # 44	Seminole	Condominium (land lease)	\$123,538	985	1972	\$1,689
11620 PARK BLVD # 310	Seminole	Condominium (land lease)	\$123,152	1,030	1974	\$1,326
11620 PARK BLVD # 301	Seminole	Condominium (land lease)	\$123,152	1,030	1974	\$1,326
11720 PARK BLVD # 310	Seminole	Condominium (land lease)	\$122,595	1,030	1973	\$1,319
11200 102ND AVE # 9	Seminole	Condominium (land lease)	\$121,314	985	1971	\$1,487
11200 102ND AVE # 8	Seminole	Condominium (land lease)	\$121,314	985	1971	\$1,487
11511 113TH ST # 33D	Seminole	Condominium (land lease)	\$119,678	706	1975	\$2,053
11710 PARK BLVD # 101	Seminole	Condominium (land lease)	\$119,160	1,100	1972	\$1,292
11511 113TH ST # 5D	Seminole	Condominium (land lease)	\$119,012	706	1975	\$2,042
11511 113TH ST # 4C	Seminole	Condominium (land lease)	\$118,457	706	1975	\$2,032
11720 PARK BLVD # 309	Seminole	Condominium (land lease)	\$117,637	874	1973	\$1,254
11200 102ND AVE # 18	Seminole	Condominium (land lease)	\$117,030	985	1971	\$1,449
11200 102ND AVE # 59	Seminole	Condominium (land lease)	\$117,030	985	1972	\$1,449
11620 PARK BLVD # 107	Seminole	Condominium (land lease)	\$115,212	935	1974	\$1,242
11620 PARK BLVD # 104	Seminole	Condominium (land lease)	\$115,212	935	1974	\$1,242
11720 PARK BLVD # 107	Seminole	Condominium (land lease)	\$114,579	935	1973	\$1,238
11720 PARK BLVD # 104	Seminole	Condominium (land lease)	\$114,579	935	1973	\$1,238
11200 102ND AVE # 19	Seminole	Condominium (land lease)	\$114,480	985	1971	\$1,403
11200 102ND AVE # 145	Seminole	Condominium (land lease)	\$114,480	985	1972	\$1,403
11200 102ND AVE # 120	Seminole	Condominium (land lease)	\$114,480	985	1972	\$1,403
11200 102ND AVE # 155	Seminole	Condominium (land lease)	\$114,480	985	1972	\$1,403
11200 102ND AVE # 134	Seminole	Condominium (land lease)	\$114,480	985	1972	\$1,403
11200 102ND AVE # 14	Seminole	Condominium (land lease)	\$114,480	985	1971	\$1,403
11200 102ND AVE # 49	Seminole	Condominium (land lease)	\$114,480	985	1972	\$1,403
11200 102ND AVE # 58	Seminole	Condominium (land lease)	\$114,480	985	1972	\$1,403

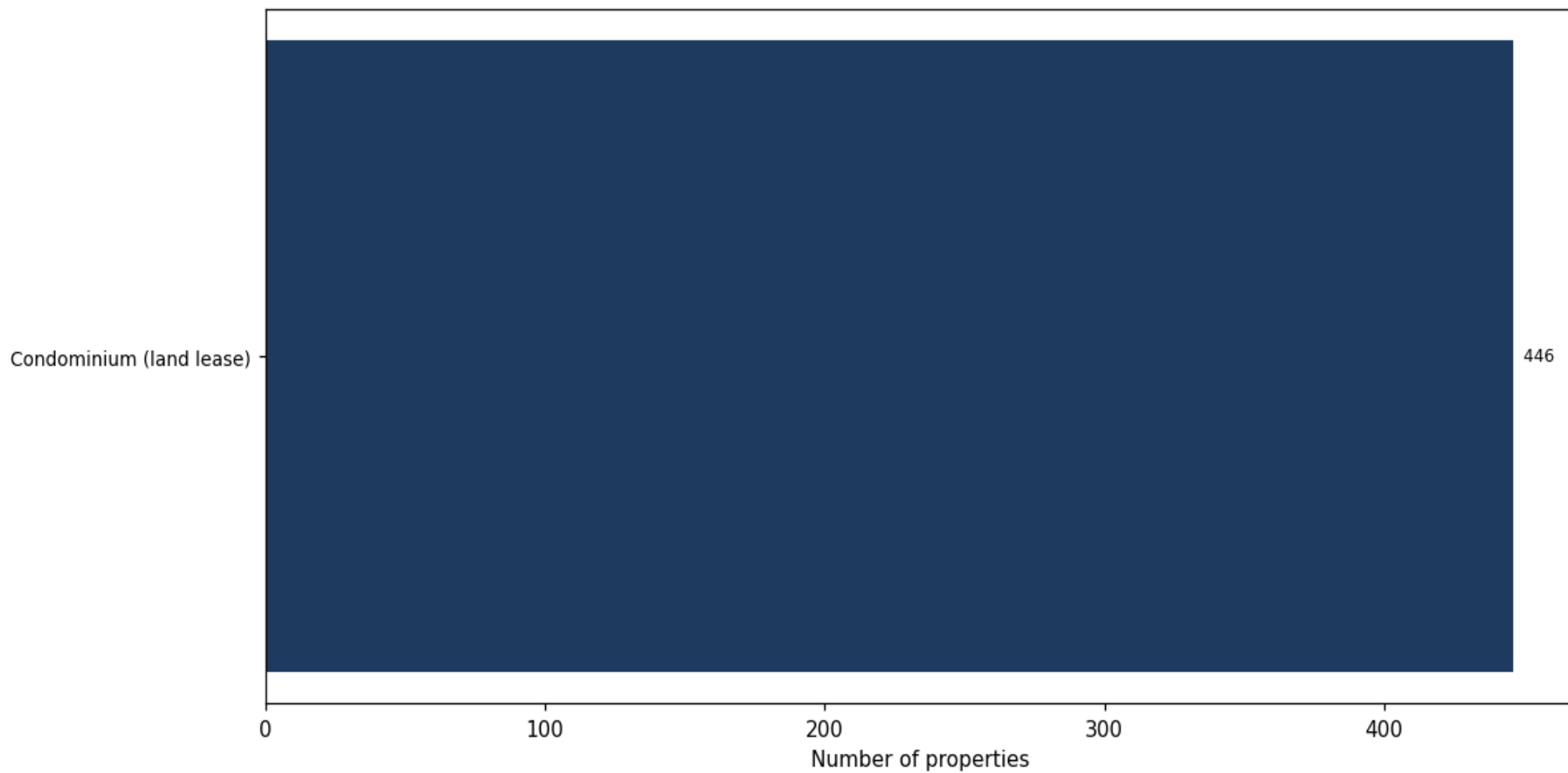
Address	City	Type	Market Value	Sq Ft	Year	Annual Tax
11200 102ND AVE # 29	Seminole	Condominium (land lease)	\$114,480	985	1971	\$1,403
11200 102ND AVE # 150	Seminole	Condominium (land lease)	\$114,480	985	1972	\$1,403
11200 102ND AVE # 23	Seminole	Condominium (land lease)	\$114,480	985	1971	\$1,403
11200 102ND AVE # 156	Seminole	Condominium (land lease)	\$114,480	985	1972	\$1,403
11200 102ND AVE # 33	Seminole	Condominium (land lease)	\$114,480	985	1971	\$1,403
11200 102ND AVE # 4	Seminole	Condominium (land lease)	\$114,480	985	1971	\$1,403
11200 102ND AVE # 129	Seminole	Condominium (land lease)	\$114,480	985	1972	\$1,403
11200 102ND AVE # 28	Seminole	Condominium (land lease)	\$114,480	985	1971	\$1,403
11200 102ND AVE # 39	Seminole	Condominium (land lease)	\$114,480	985	1971	\$1,403
11200 102ND AVE # 135	Seminole	Condominium (land lease)	\$114,480	985	1972	\$1,403
11200 102ND AVE # 3	Seminole	Condominium (land lease)	\$114,480	985	1971	\$1,403
11200 102ND AVE # 121	Seminole	Condominium (land lease)	\$114,480	985	1972	\$1,403

**Market value distribution (n=446, top 1% trimmed for readability)**

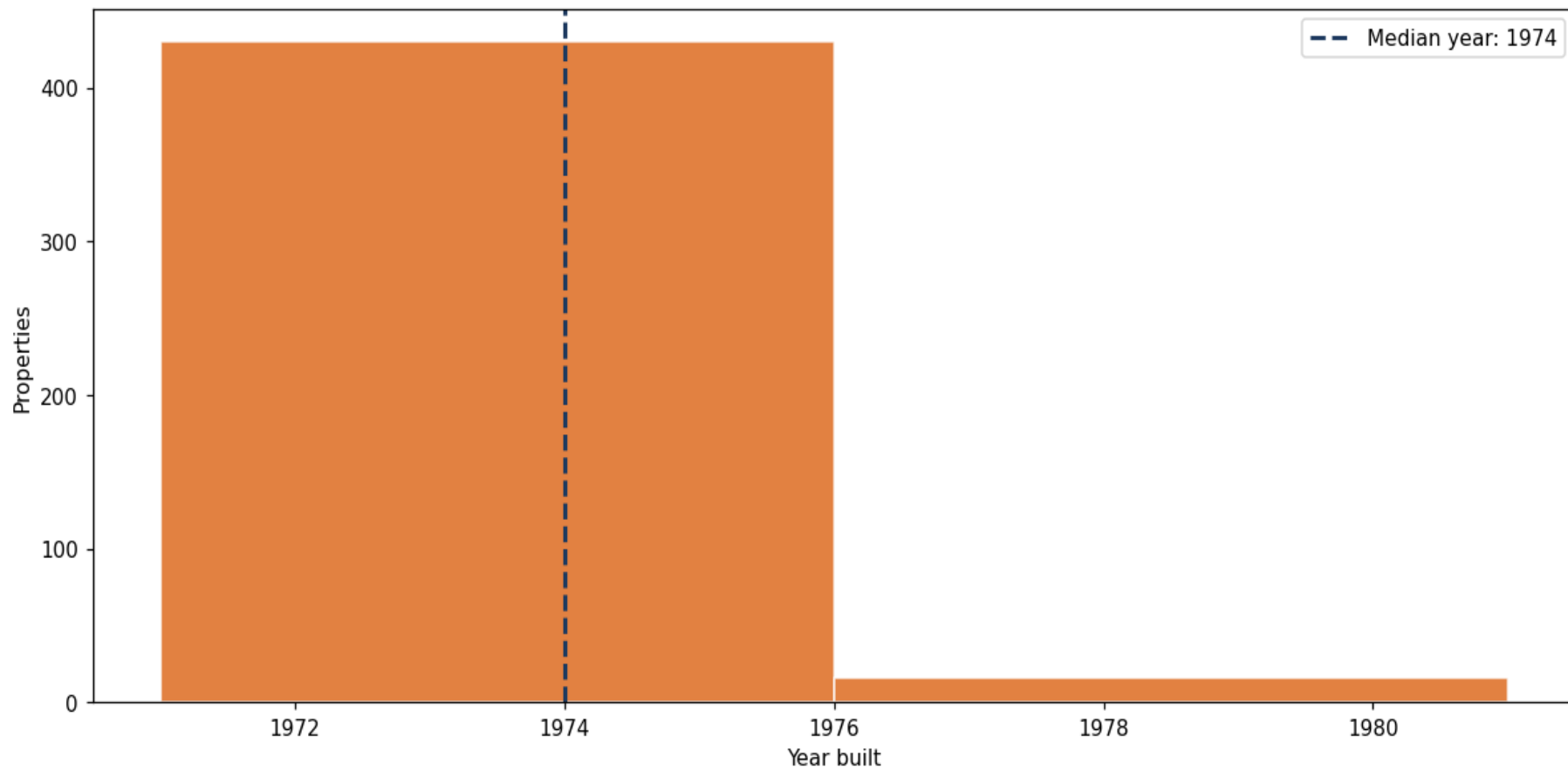




### Top property types by count



**Year built distribution (5-year buckets)**



**Market value vs. assessed value (gap = untaxed appreciation)**

