

Pinellas Property Market Report

773 matching properties • June 01, 2026

Filters applied	Headline numbers
City: Seminole	Properties matched: 773
Property type: CO-OP Apartments	Median market value: \$79,514
	Mean market value: \$75,398
	Min / Max: \$52,701 / \$106,068
	Mean square footage: 798

Top 200 properties by market value

Address	City	Type	Market Value	Sq Ft	Year	Annual Tax
8525 111TH ST # 101	Seminole	CO-OP Apartments	\$106,068	912	1971	\$1,465
8584 111TH ST # 101	Seminole	CO-OP Apartments	\$106,068	912	1971	\$1,465
8055 112TH ST # 101	Seminole	CO-OP Apartments	\$105,988	912	1968	\$1,464
8402 111TH ST # 110	Seminole	CO-OP Apartments	\$105,908	912	1973	\$1,460
8396 111TH ST # 101	Seminole	CO-OP Apartments	\$105,908	912	1973	\$1,460
8125 112TH ST # 101	Seminole	CO-OP Apartments	\$105,590	912	1967	\$1,502
8525 111TH ST # 301	Seminole	CO-OP Apartments	\$104,419	912	1971	\$1,443
11201 80TH AVE # 103	Seminole	CO-OP Apartments	\$104,074	912	1970	\$1,452
8101 113TH ST # 109	Seminole	CO-OP Apartments	\$104,074	912	1970	\$1,452
8221 112TH ST # 101	Seminole	CO-OP Apartments	\$103,834	912	1966	\$1,430
8320 112TH ST # 110	Seminole	CO-OP Apartments	\$103,834	912	1966	\$1,430
11100 86TH AVE # 105	Seminole	CO-OP Apartments	\$102,525	874	1971	\$1,551
8101 113TH ST # 302	Seminole	CO-OP Apartments	\$102,000	912	1970	\$1,423

Address	City	Type	Market Value	Sq Ft	Year	Annual Tax
8080 112TH ST # 102	Seminole	CO-OP Apartments	\$101,920	912	1968	\$1,408
11225 82ND AVE # 207	Seminole	CO-OP Apartments	\$101,837	874	1968	\$1,407
8055 112TH ST # 305	Seminole	CO-OP Apartments	\$100,843	874	1968	\$1,392
11225 82ND AVE # 306	Seminole	CO-OP Apartments	\$100,079	874	1968	\$1,427
8305 111TH ST # 207	Seminole	CO-OP Apartments	\$99,368	912	1966	\$1,501
11225 82ND AVE # 301	Seminole	CO-OP Apartments	\$98,729	912	1968	\$1,406
8455 112TH ST # 201	Seminole	CO-OP Apartments	\$97,692	912	1966	\$1,389
11200 86TH AVE # 210	Seminole	CO-OP Apartments	\$97,532	912	1965	\$1,345
8055 112TH ST # 105	Seminole	CO-OP Apartments	\$97,250	874	1968	\$1,343
11100 86TH AVE # 307	Seminole	CO-OP Apartments	\$96,638	874	1971	\$1,331
11251 80TH AVE # 106	Seminole	CO-OP Apartments	\$96,257	874	1970	\$1,342
8584 111TH ST # 308	Seminole	CO-OP Apartments	\$96,180	874	1971	\$1,328
8075 112TH ST # 110	Seminole	CO-OP Apartments	\$96,177	912	1967	\$1,428
8080 112TH ST # 307	Seminole	CO-OP Apartments	\$96,104	874	1968	\$1,327
8533 110TH ST # 201	Seminole	CO-OP Apartments	\$95,937	912	1972	\$1,453
8055 112TH ST # 404	Seminole	CO-OP Apartments	\$95,874	874	1968	\$1,365
11225 82ND AVE # 307	Seminole	CO-OP Apartments	\$95,874	874	1968	\$1,365
8055 112TH ST # 106	Seminole	CO-OP Apartments	\$95,698	912	1968	\$1,321
8305 111TH ST # 202	Seminole	CO-OP Apartments	\$95,492	874	1966	\$1,443
11224 82ND AVE # 207	Seminole	CO-OP Apartments	\$95,186	874	1969	\$1,328
8305 111TH ST # 101	Seminole	CO-OP Apartments	\$94,900	912	1966	\$1,434
11201 80TH AVE # 109	Seminole	CO-OP Apartments	\$94,661	912	1970	\$1,320
11201 80TH AVE # 110	Seminole	CO-OP Apartments	\$94,661	912	1970	\$1,320
8555 112TH ST # 205	Seminole	CO-OP Apartments	\$93,863	912	1965	\$1,334
8533 110TH ST # 102	Seminole	CO-OP Apartments	\$93,783	912	1972	\$1,420

Address	City	Type	Market Value	Sq Ft	Year	Annual Tax
8125 112TH ST # 310	Seminole	CO-OP Apartments	\$93,704	912	1967	\$1,270
8075 112TH ST # 102	Seminole	CO-OP Apartments	\$93,122	874	1967	\$1,382
8320 112TH ST # 109	Seminole	CO-OP Apartments	\$92,035	836	1966	\$1,271
11225 82ND AVE # 110	Seminole	CO-OP Apartments	\$92,029	912	1968	\$1,272
11225 82ND AVE # 210	Seminole	CO-OP Apartments	\$91,230	912	1968	\$1,258
8055 112TH ST # 206	Seminole	CO-OP Apartments	\$91,230	912	1968	\$1,258
8533 110TH ST # 110	Seminole	CO-OP Apartments	\$91,183	912	1972	\$1,335
8125 112TH ST # 210	Seminole	CO-OP Apartments	\$91,151	912	1967	\$1,257
8125 112TH ST # 201	Seminole	CO-OP Apartments	\$91,151	912	1967	\$1,257
11201 80TH AVE # 210	Seminole	CO-OP Apartments	\$90,672	912	1970	\$1,266
8075 112TH ST # 310	Seminole	CO-OP Apartments	\$90,672	912	1967	\$1,372
11225 82ND AVE # 310	Seminole	CO-OP Apartments	\$90,194	912	1968	\$1,246
8055 112TH ST # 406	Seminole	CO-OP Apartments	\$90,194	912	1968	\$1,246
8055 112TH ST # 306	Seminole	CO-OP Apartments	\$90,194	912	1968	\$1,246
8125 112TH ST # 301	Seminole	CO-OP Apartments	\$90,114	912	1967	\$1,245
8350 112TH ST # 112	Seminole	CO-OP Apartments	\$90,035	912	1965	\$1,243
8350 112TH ST # 101	Seminole	CO-OP Apartments	\$90,035	912	1965	\$1,243
8055 112TH ST # 301	Seminole	CO-OP Apartments	\$89,396	912	1968	\$1,211
8320 112TH ST # 101	Seminole	CO-OP Apartments	\$89,316	912	1966	\$1,231
8080 112TH ST # 104	Seminole	CO-OP Apartments	\$89,147	874	1968	\$1,231
8405 112TH ST # 205	Seminole	CO-OP Apartments	\$88,918	912	1966	\$1,227
11100 86TH AVE # 110	Seminole	CO-OP Apartments	\$88,704	912	1971	\$1,343
8533 110TH ST # 109	Seminole	CO-OP Apartments	\$88,624	912	1972	\$1,342
8101 113TH ST # 203	Seminole	CO-OP Apartments	\$88,598	912	1970	\$1,214
11225 82ND AVE # 109	Seminole	CO-OP Apartments	\$88,518	912	1968	\$1,223

Address	City	Type	Market Value	Sq Ft	Year	Annual Tax
8220 112TH ST # 210	Seminole	CO-OP Apartments	\$88,439	912	1967	\$1,196
8325 112TH ST # 210	Seminole	CO-OP Apartments	\$88,359	912	1966	\$1,195
8525 111TH ST # 105	Seminole	CO-OP Apartments	\$88,226	912	1971	\$1,219
8533 110TH ST # 101	Seminole	CO-OP Apartments	\$88,199	912	1972	\$1,335
8126 112TH ST # 110	Seminole	CO-OP Apartments	\$88,199	912	1968	\$1,335
8126 112TH ST # 101	Seminole	CO-OP Apartments	\$88,199	912	1968	\$1,335
8075 112TH ST # 101	Seminole	CO-OP Apartments	\$88,120	912	1967	\$1,334
8584 111TH ST # 110	Seminole	CO-OP Apartments	\$87,801	912	1971	\$1,213
8454 111TH ST # 106	Seminole	CO-OP Apartments	\$87,721	912	1972	\$1,211
11224 82ND AVE # 310	Seminole	CO-OP Apartments	\$87,721	912	1969	\$1,223
11225 82ND AVE # 209	Seminole	CO-OP Apartments	\$87,721	912	1968	\$1,210
11225 82ND AVE # 101	Seminole	CO-OP Apartments	\$87,721	912	1968	\$1,211
8080 112TH ST # 110	Seminole	CO-OP Apartments	\$87,721	912	1968	\$1,211
8454 111TH ST # 110	Seminole	CO-OP Apartments	\$87,721	912	1972	\$1,211
8402 111TH ST # 106	Seminole	CO-OP Apartments	\$87,641	912	1973	\$1,210
8396 111TH ST # 110	Seminole	CO-OP Apartments	\$87,641	912	1973	\$1,210
8425 112TH ST # 102	Seminole	CO-OP Apartments	\$87,502	836	1966	\$1,208
8525 111TH ST # 303	Seminole	CO-OP Apartments	\$87,465	874	1971	\$1,208
11100 86TH AVE # 210	Seminole	CO-OP Apartments	\$87,402	912	1971	\$1,324
8126 112TH ST # 210	Seminole	CO-OP Apartments	\$87,322	912	1968	\$1,321
8126 112TH ST # 201	Seminole	CO-OP Apartments	\$87,322	912	1968	\$1,321
8533 110TH ST # 210	Seminole	CO-OP Apartments	\$87,322	912	1972	\$1,321
8533 110TH ST # 209	Seminole	CO-OP Apartments	\$87,322	912	1972	\$1,321
8075 112TH ST # 201	Seminole	CO-OP Apartments	\$87,242	912	1967	\$1,320
8584 111TH ST # 201	Seminole	CO-OP Apartments	\$87,003	912	1971	\$1,200

Address	City	Type	Market Value	Sq Ft	Year	Annual Tax
8075 112TH ST # 210	Seminole	CO-OP Apartments	\$87,003	912	1967	\$1,358
8584 111TH ST # 210	Seminole	CO-OP Apartments	\$87,003	912	1971	\$1,200
8525 111TH ST # 205	Seminole	CO-OP Apartments	\$87,003	912	1971	\$1,200
8533 110TH ST # 310	Seminole	CO-OP Apartments	\$86,869	912	1972	\$1,315
8396 111TH ST # 201	Seminole	CO-OP Apartments	\$86,854	912	1973	\$1,198
11100 86TH AVE # 306	Seminole	CO-OP Apartments	\$86,850	874	1971	\$1,385
8454 111TH ST # 210	Seminole	CO-OP Apartments	\$86,844	912	1972	\$1,199
8080 112TH ST # 210	Seminole	CO-OP Apartments	\$86,844	912	1968	\$1,199
11225 82ND AVE # 201	Seminole	CO-OP Apartments	\$86,844	912	1968	\$1,199
8055 112TH ST # 201	Seminole	CO-OP Apartments	\$86,844	912	1968	\$1,199
8454 111TH ST # 206	Seminole	CO-OP Apartments	\$86,844	912	1972	\$1,199
11225 82ND AVE # 308	Seminole	CO-OP Apartments	\$86,776	874	1968	\$1,176
8402 111TH ST # 210	Seminole	CO-OP Apartments	\$86,764	912	1973	\$1,198
8396 111TH ST # 210	Seminole	CO-OP Apartments	\$86,764	912	1973	\$1,198
11225 82ND AVE # 309	Seminole	CO-OP Apartments	\$86,764	912	1968	\$1,199
8080 112TH ST # 301	Seminole	CO-OP Apartments	\$86,684	912	1968	\$1,198
8325 112TH ST # 209	Seminole	CO-OP Apartments	\$86,624	836	1966	\$1,234
8555 112TH ST # 209	Seminole	CO-OP Apartments	\$86,551	836	1965	\$1,233
11200 86TH AVE # 202	Seminole	CO-OP Apartments	\$86,551	836	1965	\$1,194
8450 112TH ST # 209	Seminole	CO-OP Apartments	\$86,551	836	1965	\$1,194
11226 82ND AVE # 110	Seminole	CO-OP Apartments	\$86,524	912	1969	\$1,324
11226 82ND AVE # 101	Seminole	CO-OP Apartments	\$86,524	912	1969	\$1,324
11100 86TH AVE # 310	Seminole	CO-OP Apartments	\$86,524	912	1971	\$1,310
8525 111TH ST # 305	Seminole	CO-OP Apartments	\$86,470	912	1971	\$1,195
8533 110TH ST # 309	Seminole	CO-OP Apartments	\$86,444	912	1972	\$1,309

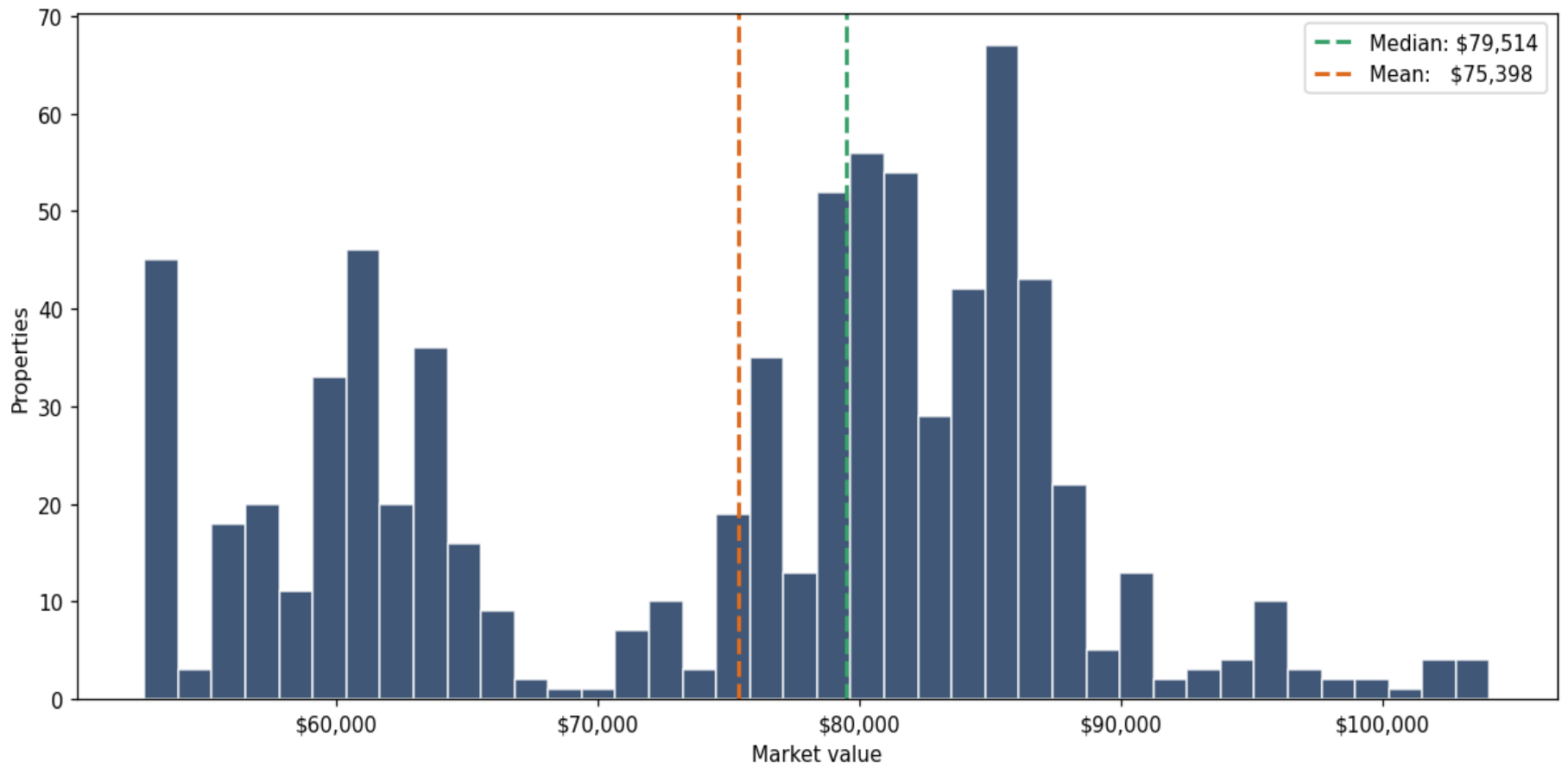
Address	City	Type	Market Value	Sq Ft	Year	Annual Tax
8126 112TH ST # 310	Seminole	CO-OP Apartments	\$86,444	912	1968	\$1,309
8533 110TH ST # 301	Seminole	CO-OP Apartments	\$86,444	912	1972	\$1,309
8305 111TH ST # 112	Seminole	CO-OP Apartments	\$86,365	912	1966	\$1,305
8075 112TH ST # 301	Seminole	CO-OP Apartments	\$86,365	912	1967	\$1,308
8101 113TH ST # 103	Seminole	CO-OP Apartments	\$86,125	912	1970	\$1,201
11251 80TH AVE # 101	Seminole	CO-OP Apartments	\$86,125	912	1970	\$1,201
11201 80TH AVE # 101	Seminole	CO-OP Apartments	\$86,125	912	1970	\$1,201
8101 113TH ST # 102	Seminole	CO-OP Apartments	\$86,125	912	1970	\$1,201
11201 80TH AVE # 102	Seminole	CO-OP Apartments	\$86,125	912	1970	\$1,201
11251 80TH AVE # 110	Seminole	CO-OP Apartments	\$86,125	912	1970	\$1,201
8101 113TH ST # 110	Seminole	CO-OP Apartments	\$86,125	912	1970	\$1,201
8101 113TH ST # 101	Seminole	CO-OP Apartments	\$86,125	912	1970	\$1,225
11224 82ND AVE # 109	Seminole	CO-OP Apartments	\$86,046	912	1969	\$1,200
11224 82ND AVE # 102	Seminole	CO-OP Apartments	\$86,046	912	1969	\$1,200
11224 82ND AVE # 101	Seminole	CO-OP Apartments	\$86,046	912	1969	\$1,200
11224 82ND AVE # 110	Seminole	CO-OP Apartments	\$86,046	912	1969	\$1,200
8584 111TH ST # 301	Seminole	CO-OP Apartments	\$86,046	912	1971	\$1,188
11224 82ND AVE # 108	Seminole	CO-OP Apartments	\$86,046	912	1969	\$1,200
8584 111TH ST # 310	Seminole	CO-OP Apartments	\$86,046	912	1971	\$1,188
8220 112TH ST # 110	Seminole	CO-OP Apartments	\$85,966	912	1967	\$1,186
8080 112TH ST # 310	Seminole	CO-OP Apartments	\$85,966	912	1968	\$1,187
8220 112TH ST # 101	Seminole	CO-OP Apartments	\$85,966	912	1967	\$1,186
8454 111TH ST # 310	Seminole	CO-OP Apartments	\$85,966	912	1972	\$1,187
8080 112TH ST # 302	Seminole	CO-OP Apartments	\$85,966	912	1968	\$1,187
8454 111TH ST # 306	Seminole	CO-OP Apartments	\$85,966	912	1972	\$1,187

Address	City	Type	Market Value	Sq Ft	Year	Annual Tax
8396 111TH ST # 310	Seminole	CO-OP Apartments	\$85,886	912	1973	\$1,186
8405 112TH ST # 101	Seminole	CO-OP Apartments	\$85,886	912	1966	\$1,185
8402 111TH ST # 310	Seminole	CO-OP Apartments	\$85,886	912	1973	\$1,186
8325 112TH ST # 101	Seminole	CO-OP Apartments	\$85,886	912	1966	\$1,185
8221 112TH ST # 110	Seminole	CO-OP Apartments	\$85,886	912	1966	\$1,185
8402 111TH ST # 306	Seminole	CO-OP Apartments	\$85,886	912	1973	\$1,186
8325 112TH ST # 110	Seminole	CO-OP Apartments	\$85,886	912	1966	\$1,185
8396 111TH ST # 301	Seminole	CO-OP Apartments	\$85,886	912	1973	\$1,186
8405 112TH ST # 110	Seminole	CO-OP Apartments	\$85,886	912	1966	\$1,185
8455 112TH ST # 112	Seminole	CO-OP Apartments	\$85,886	912	1966	\$1,185
8555 112TH ST # 101	Seminole	CO-OP Apartments	\$85,807	912	1965	\$1,184
8350 112TH ST # 207	Seminole	CO-OP Apartments	\$85,807	912	1965	\$1,183
11226 82ND AVE # 210	Seminole	CO-OP Apartments	\$85,647	912	1969	\$1,310
11226 82ND AVE # 201	Seminole	CO-OP Apartments	\$85,647	912	1969	\$1,310
8305 111TH ST # 201	Seminole	CO-OP Apartments	\$85,567	912	1966	\$1,291
8075 112TH ST # 109	Seminole	CO-OP Apartments	\$85,553	874	1967	\$1,295
11201 80TH AVE # 203	Seminole	CO-OP Apartments	\$85,328	912	1970	\$1,189
8101 113TH ST # 202	Seminole	CO-OP Apartments	\$85,328	912	1970	\$1,189
11251 80TH AVE # 201	Seminole	CO-OP Apartments	\$85,328	912	1970	\$1,189
11201 80TH AVE # 201	Seminole	CO-OP Apartments	\$85,328	912	1970	\$1,189
11251 80TH AVE # 210	Seminole	CO-OP Apartments	\$85,328	912	1970	\$1,308
8101 113TH ST # 209	Seminole	CO-OP Apartments	\$85,328	912	1970	\$1,189
8101 113TH ST # 210	Seminole	CO-OP Apartments	\$85,328	912	1970	\$1,189
11201 80TH AVE # 202	Seminole	CO-OP Apartments	\$85,328	912	1970	\$1,189
8101 113TH ST # 201	Seminole	CO-OP Apartments	\$85,328	912	1970	\$1,189

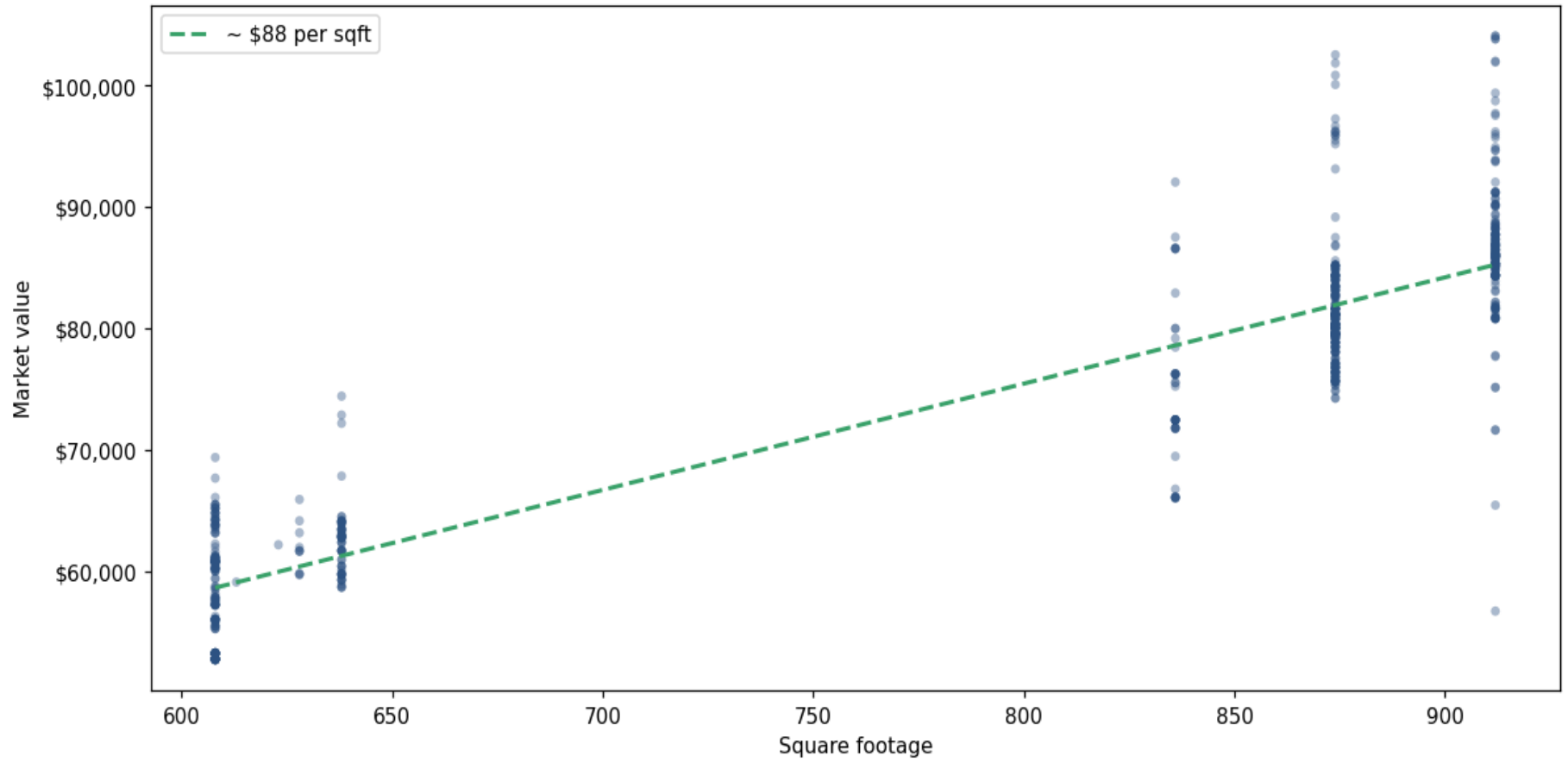
Address	City	Type	Market Value	Sq Ft	Year	Annual Tax
11201 80TH AVE # 209	Seminole	CO-OP Apartments	\$85,328	912	1970	\$1,189
11224 82ND AVE # 208	Seminole	CO-OP Apartments	\$85,248	912	1969	\$1,188
11224 82ND AVE # 210	Seminole	CO-OP Apartments	\$85,248	912	1969	\$1,188
11224 82ND AVE # 202	Seminole	CO-OP Apartments	\$85,248	912	1969	\$1,188
11224 82ND AVE # 209	Seminole	CO-OP Apartments	\$85,248	912	1969	\$1,188
8533 110TH ST # 108	Seminole	CO-OP Apartments	\$85,214	874	1972	\$1,290
11225 82ND AVE # 108	Seminole	CO-OP Apartments	\$85,172	874	1968	\$1,176
8055 112TH ST # 103	Seminole	CO-OP Apartments	\$85,172	874	1968	\$1,176
11225 82ND AVE # 104	Seminole	CO-OP Apartments	\$85,172	874	1968	\$1,176
8055 112TH ST # 104	Seminole	CO-OP Apartments	\$85,172	874	1968	\$1,420
11225 82ND AVE # 107	Seminole	CO-OP Apartments	\$85,172	874	1968	\$1,176
11225 82ND AVE # 106	Seminole	CO-OP Apartments	\$85,172	874	1968	\$1,176
8220 112TH ST # 201	Seminole	CO-OP Apartments	\$85,168	912	1967	\$1,174
8080 112TH ST # 101	Seminole	CO-OP Apartments	\$85,168	912	1968	\$1,176
8221 112TH ST # 210	Seminole	CO-OP Apartments	\$85,088	912	1966	\$1,173
8320 112TH ST # 210	Seminole	CO-OP Apartments	\$85,088	912	1966	\$1,173
8221 112TH ST # 201	Seminole	CO-OP Apartments	\$85,088	912	1966	\$1,173
8320 112TH ST # 201	Seminole	CO-OP Apartments	\$85,088	912	1966	\$1,173
8325 112TH ST # 201	Seminole	CO-OP Apartments	\$85,088	912	1966	\$941
8405 112TH ST # 201	Seminole	CO-OP Apartments	\$85,088	912	1966	\$1,173
8125 112TH ST # 110	Seminole	CO-OP Apartments	\$85,088	912	1967	\$1,174
8125 112TH ST # 102	Seminole	CO-OP Apartments	\$85,019	874	1967	\$1,175
8125 112TH ST # 109	Seminole	CO-OP Apartments	\$85,019	874	1967	\$1,175
8555 112TH ST # 201	Seminole	CO-OP Apartments	\$84,986	912	1965	\$1,171
11100 86TH AVE # 106	Seminole	CO-OP Apartments	\$84,866	874	1971	\$1,285

Address	City	Type	Market Value	Sq Ft	Year	Annual Tax
11100 86TH AVE # 101	Seminole	CO-OP Apartments	\$84,866	874	1971	\$1,285
11100 86TH AVE # 104	Seminole	CO-OP Apartments	\$84,866	874	1971	\$1,285
8350 112TH ST # 201	Seminole	CO-OP Apartments	\$84,849	912	1965	\$1,205
8350 112TH ST # 212	Seminole	CO-OP Apartments	\$84,849	912	1965	\$1,205
8533 110TH ST # 103	Seminole	CO-OP Apartments	\$84,789	874	1972	\$1,284
11226 82ND AVE # 310	Seminole	CO-OP Apartments	\$84,770	912	1969	\$1,297
11226 82ND AVE # 301	Seminole	CO-OP Apartments	\$84,770	912	1969	\$1,297
8075 112TH ST # 208	Seminole	CO-OP Apartments	\$84,636	874	1967	\$1,281
8525 111TH ST # 110	Seminole	CO-OP Apartments	\$84,407	874	1971	\$1,166
8525 111TH ST # 106	Seminole	CO-OP Apartments	\$84,407	874	1971	\$1,166
8101 113TH ST # 303	Seminole	CO-OP Apartments	\$84,370	912	1970	\$1,178
8101 113TH ST # 309	Seminole	CO-OP Apartments	\$84,370	912	1970	\$1,178

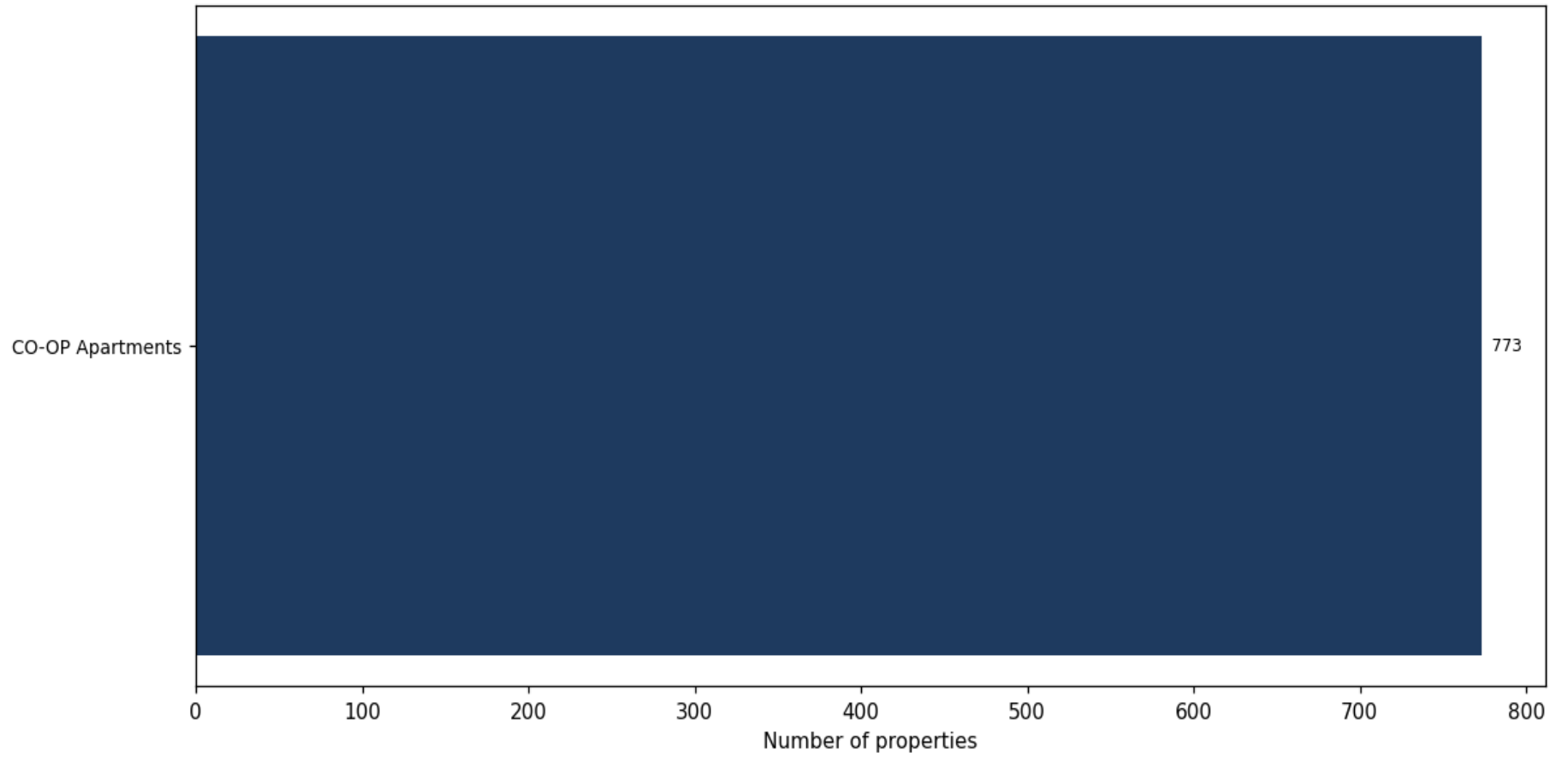
Market value distribution (n=773, top 1% trimmed for readability)



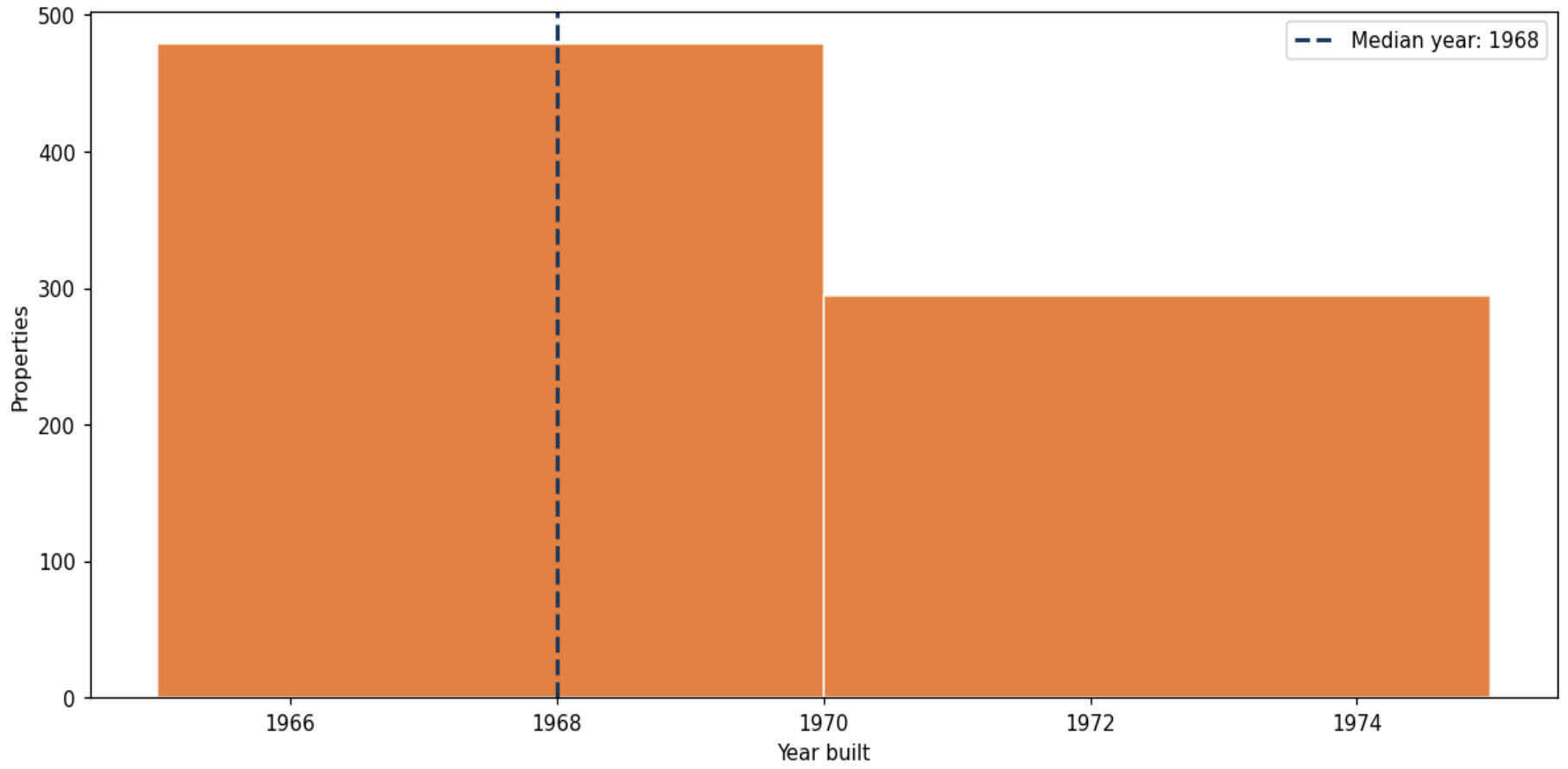
Building size vs. market value (n=766, outliers trimmed)



Top property types by count



Year built distribution (5-year buckets)



Market value vs. assessed value (gap = untaxed appreciation)

