

Pinellas Property Market Report

15 matching properties • May 30, 2026

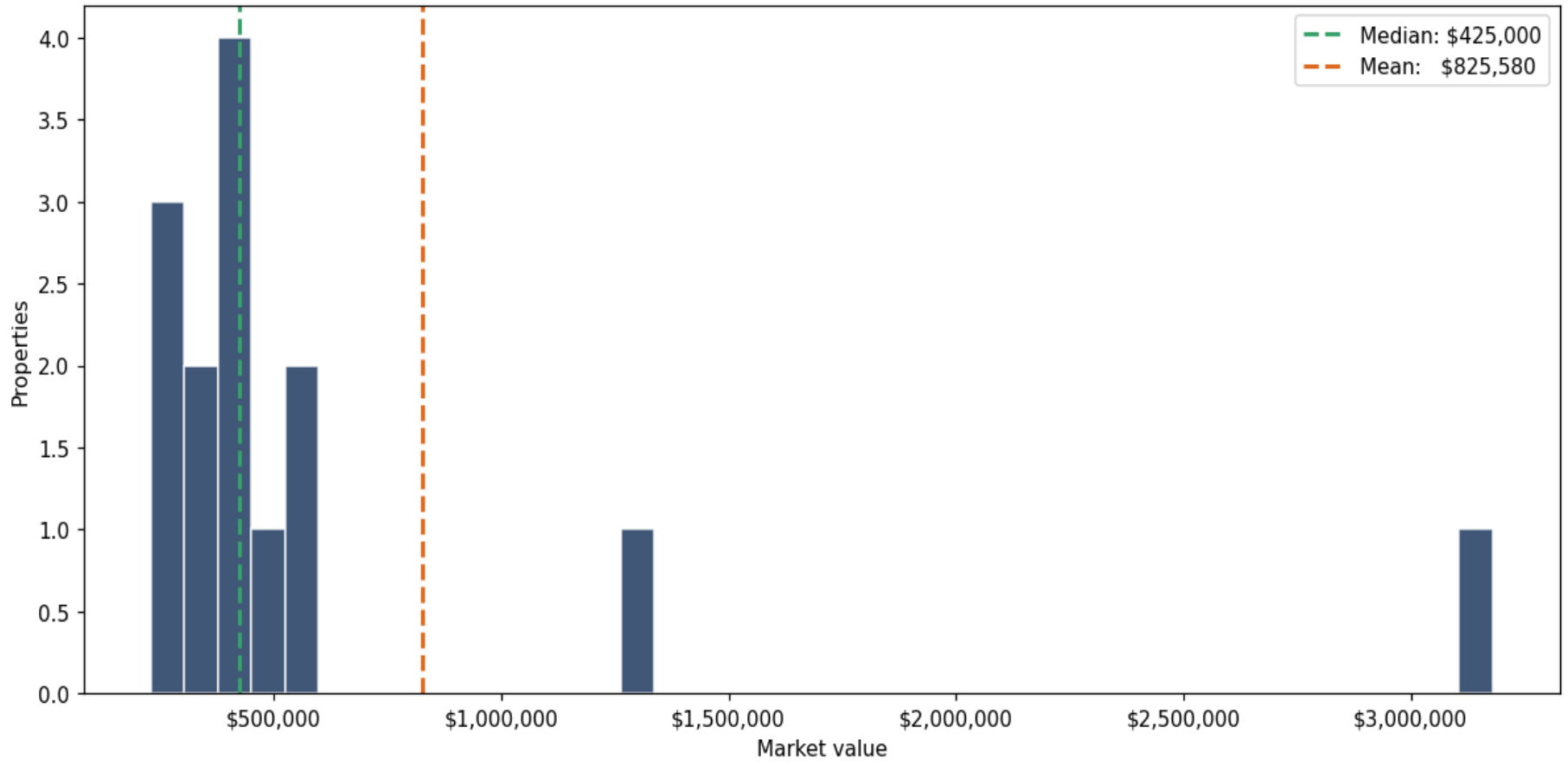
Filters applied	Headline numbers
City: Safety Harbor	Properties matched: 15
Property type: Single Building Store	Median market value: \$425,000
	Mean market value: \$825,580
	Min / Max: \$230,000 / \$3,195,000
	Mean square footage: 3,859

Top 15 properties by market value

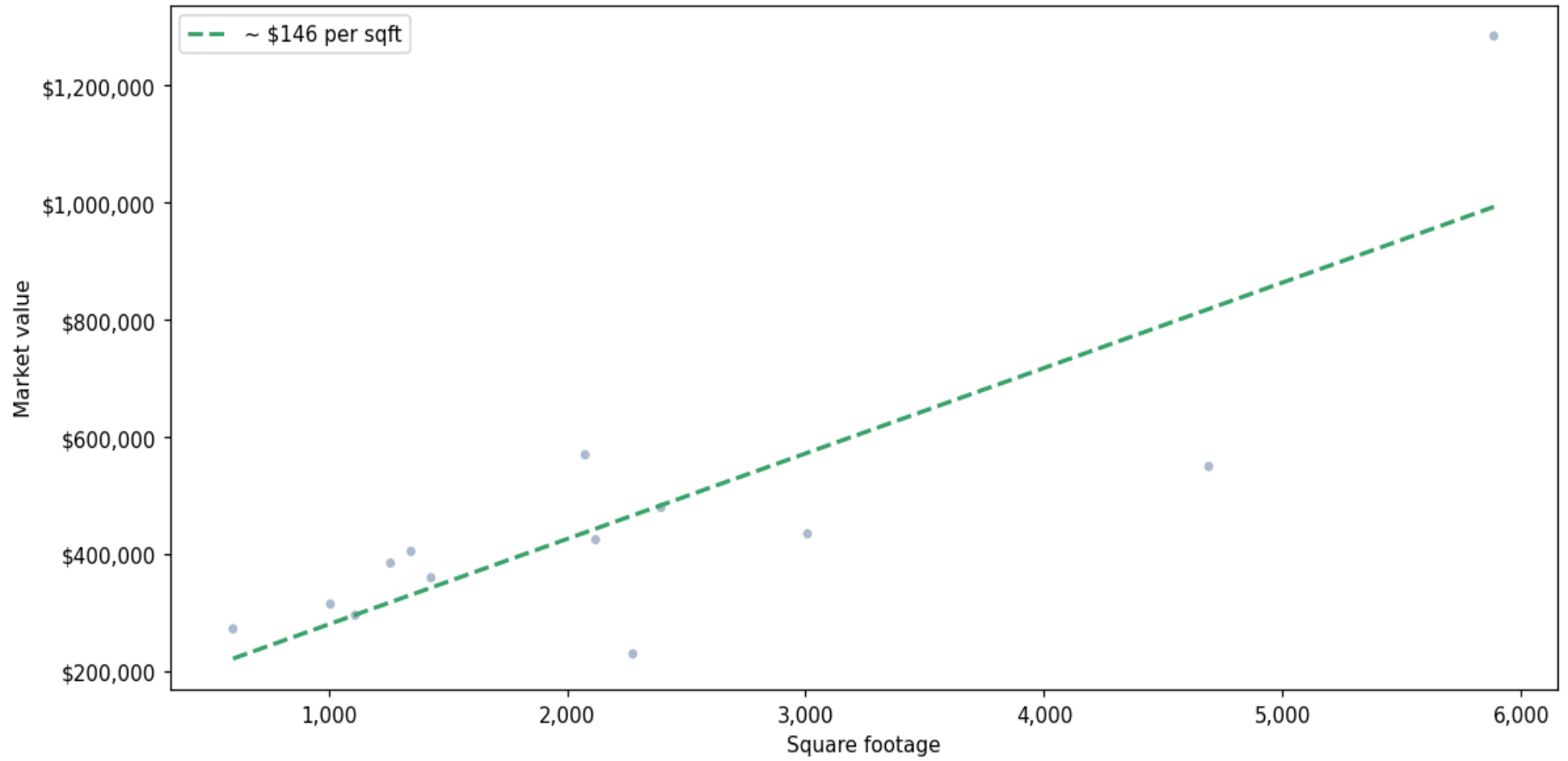
Address	City	Type	Market Value	Sq Ft	Year	Annual Tax
2495 MCMULLEN BOOTH RD	Safety Harbor	Single Building Store	\$3,195,000	14,208	2015	\$55,996
1701 MCMULLEN BOOTH RD	Safety Harbor	Single Building Store	\$3,180,000	14,466	2006	\$55,822
247 MAIN ST	Safety Harbor	Single Building Store	\$1,285,000	5,885	1951	\$22,991
855 MAIN ST	Safety Harbor	Single Building Store	\$570,000	2,076	1966	\$10,102
337 PHILIPPE PKWY	Safety Harbor	Single Building Store	\$550,000	4,690	1982	\$9,841
825 MAIN ST	Safety Harbor	Single Building Store	\$480,000	2,394	1956	\$8,622
820 2ND ST N	Safety Harbor	Single Building Store	\$435,000	3,008	1995	\$7,838
135 4TH AVE N	Safety Harbor	Single Building Store	\$425,000	2,120	1920	\$7,751
526 2ND ST N	Safety Harbor	Single Building Store	\$405,000	1,346	1925	\$7,228
123 2ND AVE S	Safety Harbor	Single Building Store	\$385,000	1,260	1930	\$6,967
400 2ND ST N	Safety Harbor	Single Building Store	\$360,000	1,430	1972	\$6,357
122 4TH AVE N	Safety Harbor	Single Building Store	\$315,000	1,008	1936	\$5,574
130 8TH AVE S	Safety Harbor	Single Building Store	\$296,000	1,112	1956	\$5,121

Address	City	Type	Market Value	Sq Ft	Year	Annual Tax
1455 MCMULLEN BOOTH RD	Safety Harbor	Single Building Store	\$272,700	600	1953	\$5,330
605 9TH AVE N	Safety Harbor	Single Building Store	\$230,000	2,276	1962	\$4,180

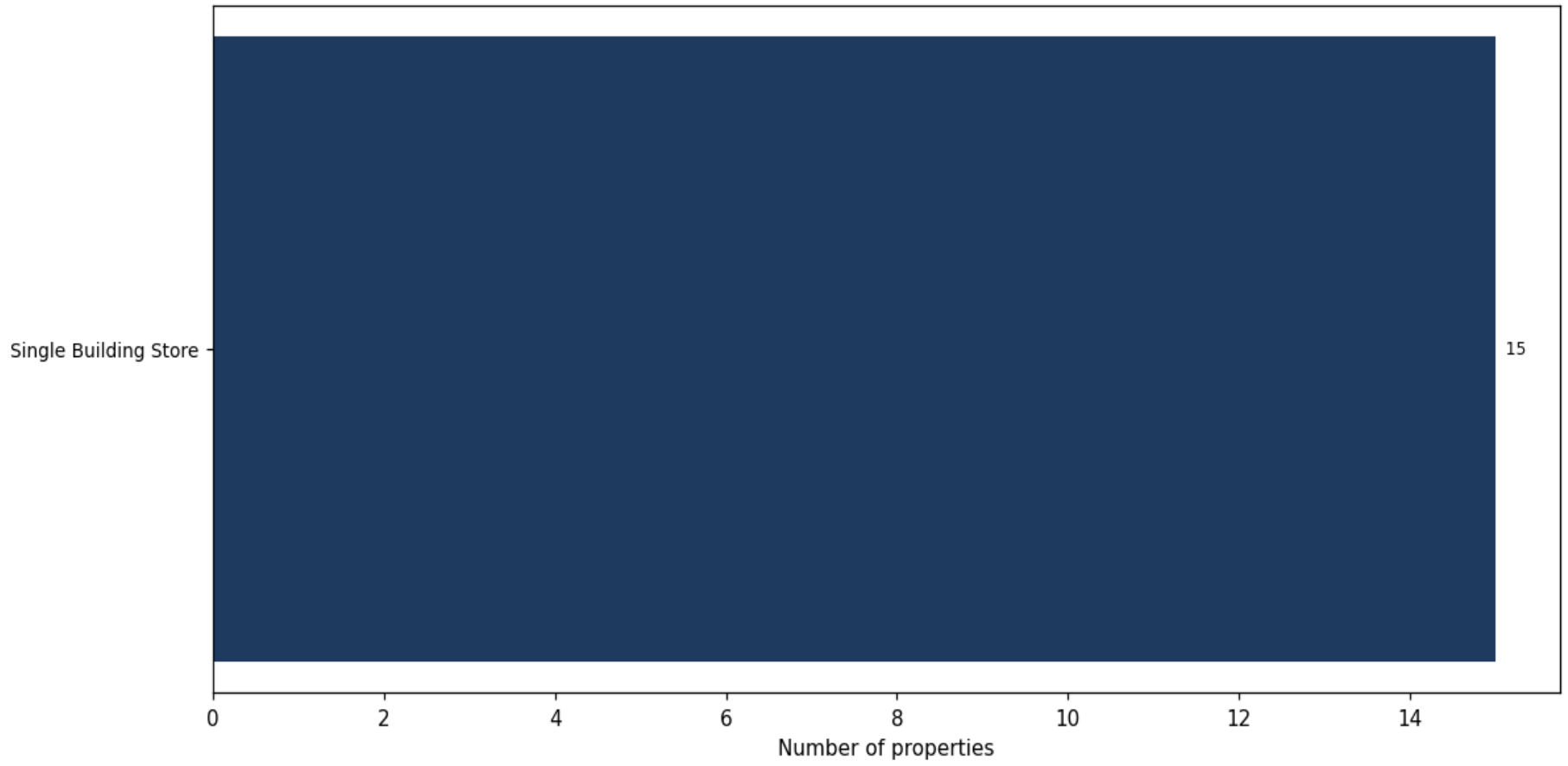
Market value distribution (n=15, top 1% trimmed for readability)



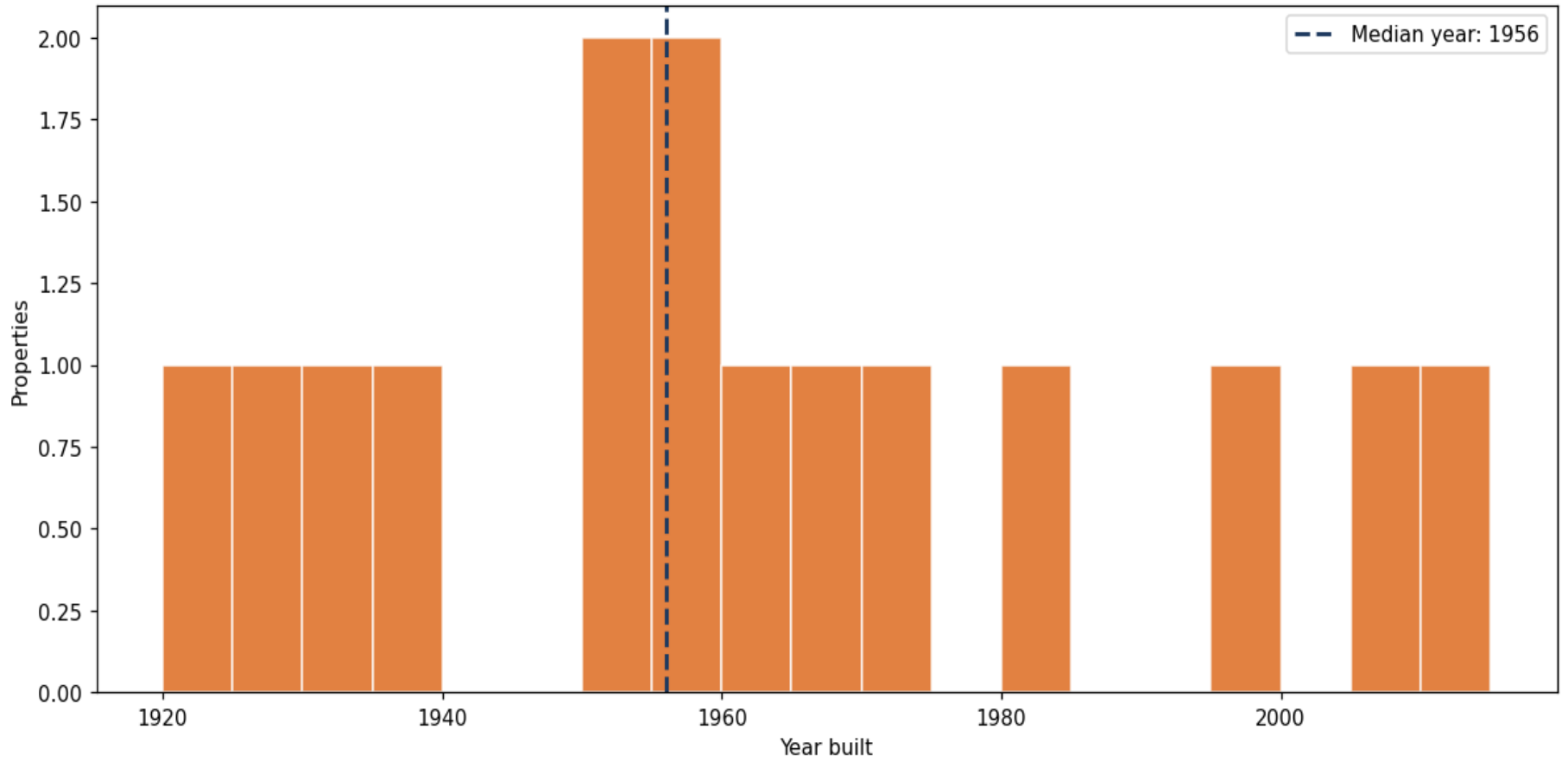
Building size vs. market value (n=13, outliers trimmed)



Top property types by count



Year built distribution (5-year buckets)



Market value vs. assessed value (gap = untaxed appreciation)

