

# Pinellas Property Market Report

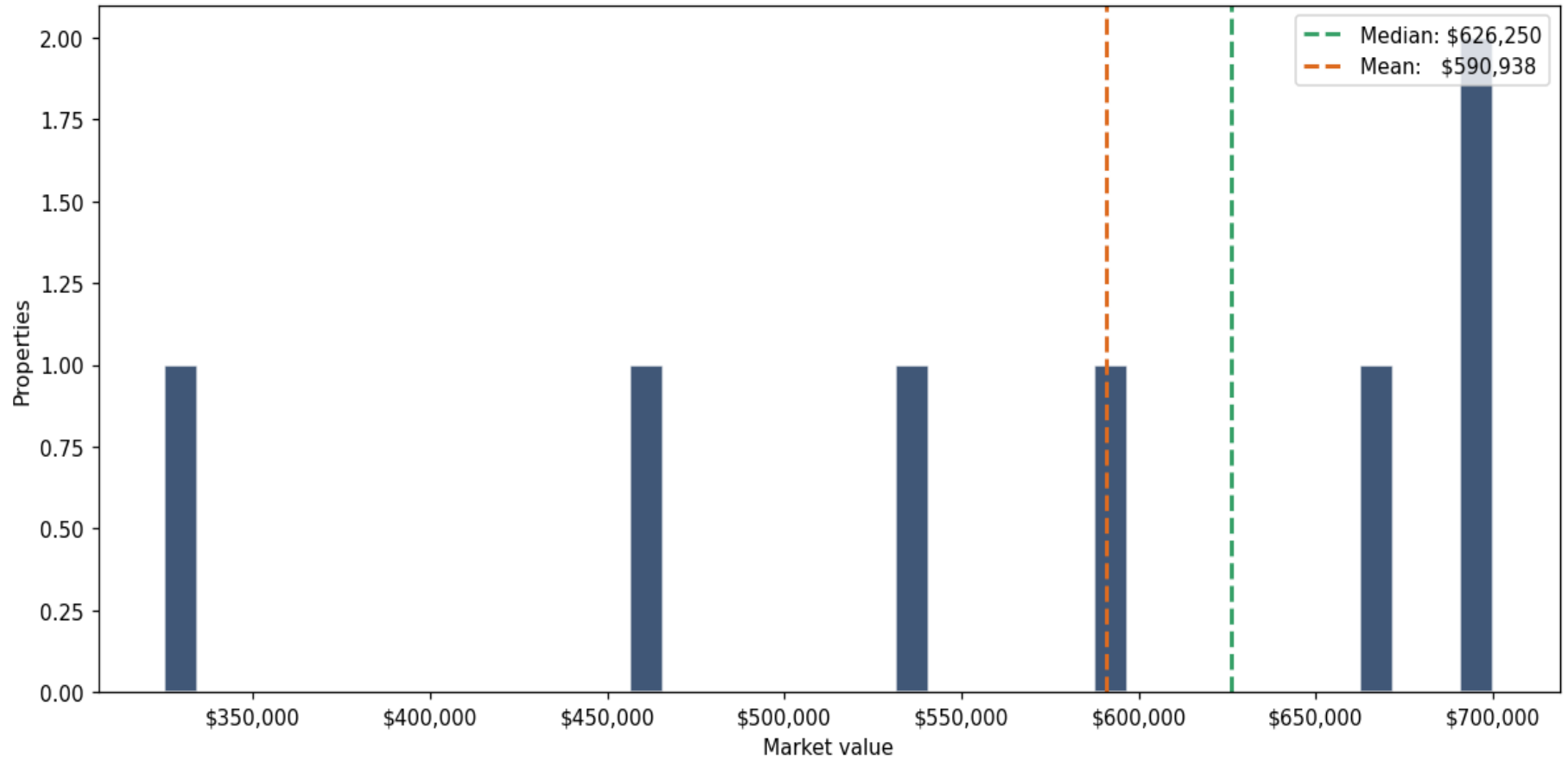
8 matching properties • May 31, 2026

| Filters applied                  | Headline numbers                        |
|----------------------------------|---|
| <b>City:</b> Safety Harbor       | <b>Properties matched:</b> 8            |
| <b>Property type:</b> PUD Office | <b>Median market value:</b> \$662,500   |
|                                  | <b>Mean market value:</b> \$590,938     |
|                                  | <b>Min / Max:</b> \$325,000 / \$750,000 |
|                                  | <b>Mean square footage:</b> 3,087       |

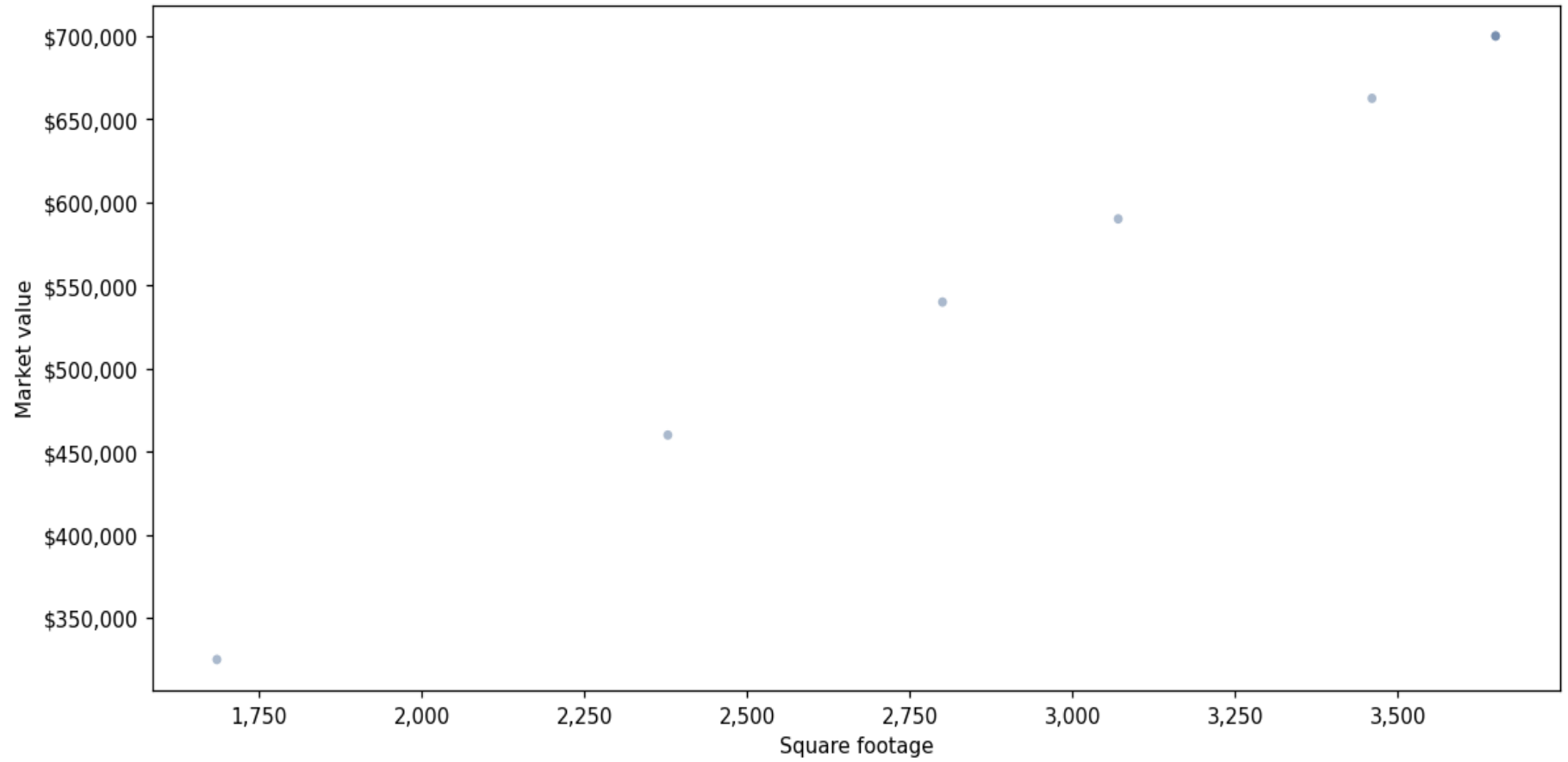
## Top 8 properties by market value

| Address                   | City          | Type       | Market Value | Sq Ft | Year | Annual Tax |
|---------------------------|---------------|------------|--------------|-------|------|------------|
| 701 ENTERPRISE RD E       | Safety Harbor | PUD Office | \$750,000    | 4,000 | 1990 | \$13,934   |
| 701 ENTERPRISE RD E       | Safety Harbor | PUD Office | \$700,000    | 3,650 | 1988 | \$13,098   |
| 701 ENTERPRISE RD E # 800 | Safety Harbor | PUD Office | \$700,000    | 3,650 | 1988 | \$13,098   |
| 701 ENTERPRISE RD E       | Safety Harbor | PUD Office | \$662,500    | 3,460 | 1993 | \$12,453   |
| 701 ENTERPRISE RD E       | Safety Harbor | PUD Office | \$590,000    | 3,070 | 1990 | \$10,973   |
| 701 ENTERPRISE RD E       | Safety Harbor | PUD Office | \$540,000    | 2,800 | 1988 | \$10,450   |
| 701 ENTERPRISE RD E       | Safety Harbor | PUD Office | \$460,000    | 2,378 | 1993 | \$8,534    |
| 701 ENTERPRISE RD E       | Safety Harbor | PUD Office | \$325,000    | 1,685 | 1993 | \$6,061    |

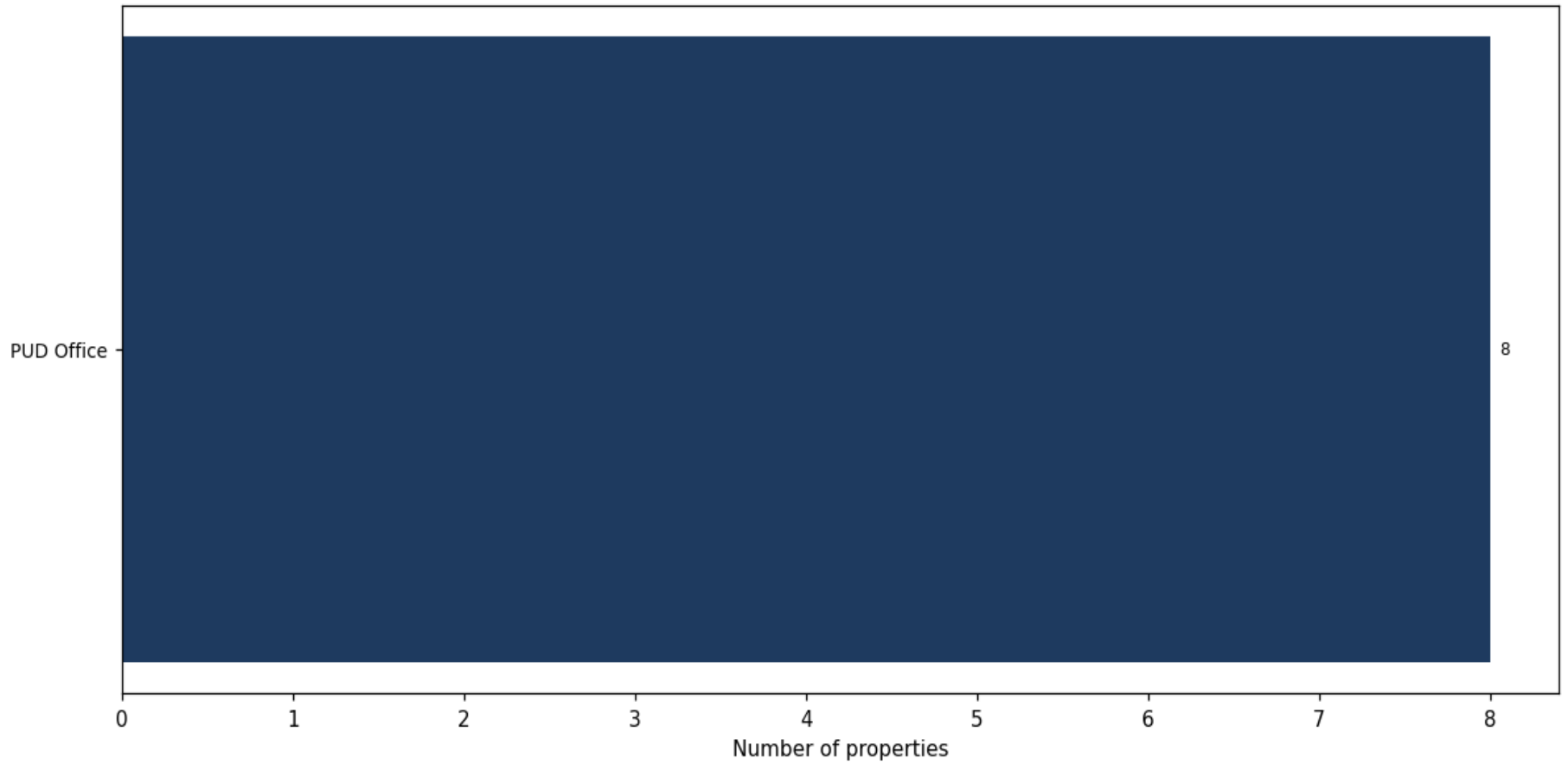
**Market value distribution (n=8, top 1% trimmed for readability)**



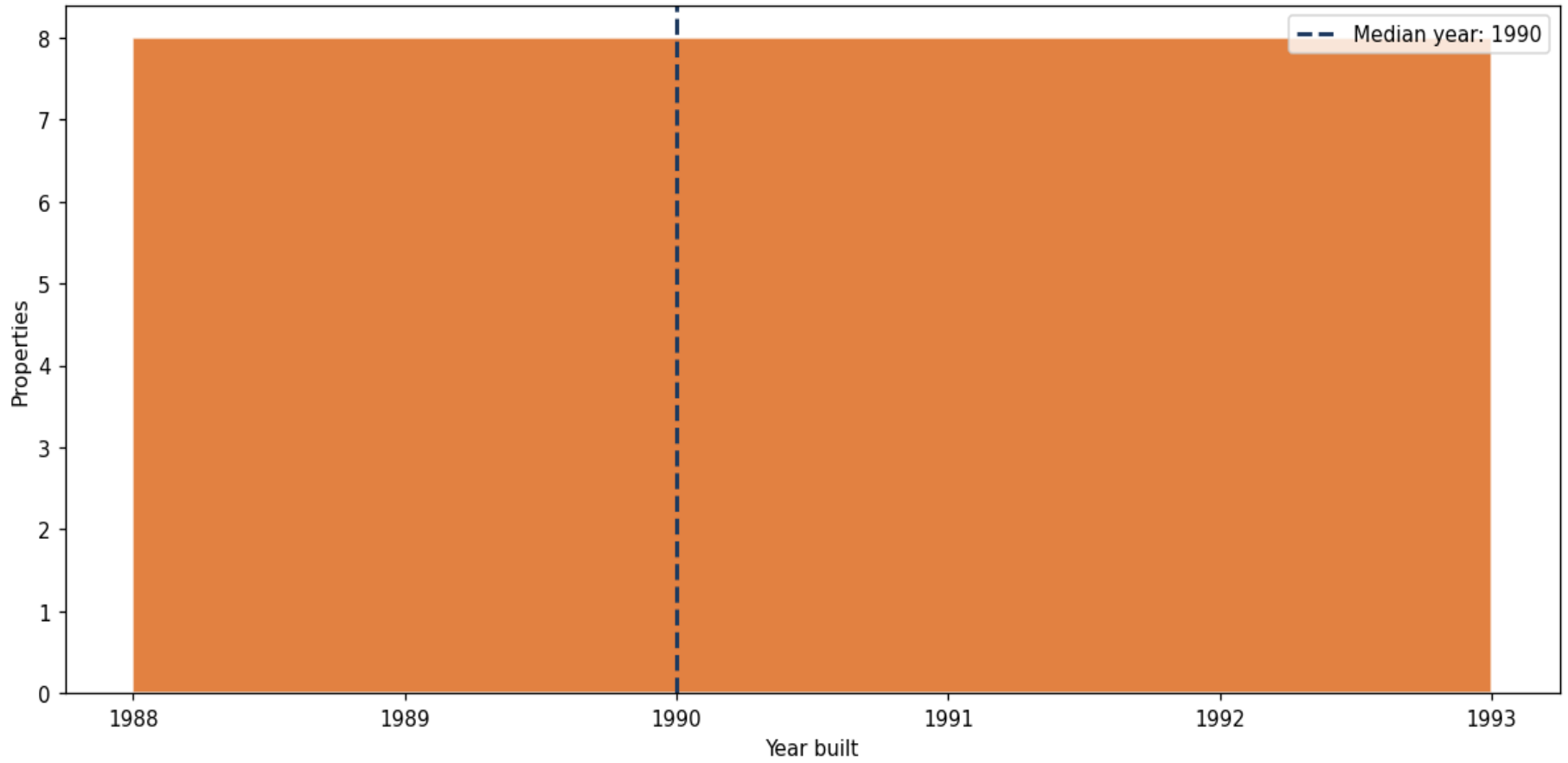
**Building size vs. market value (n=7, outliers trimmed)**



### Top property types by count



**Year built distribution (5-year buckets)**



**Market value vs. assessed value (gap = untaxed appreciation)**

