

# Pinellas Property Market Report

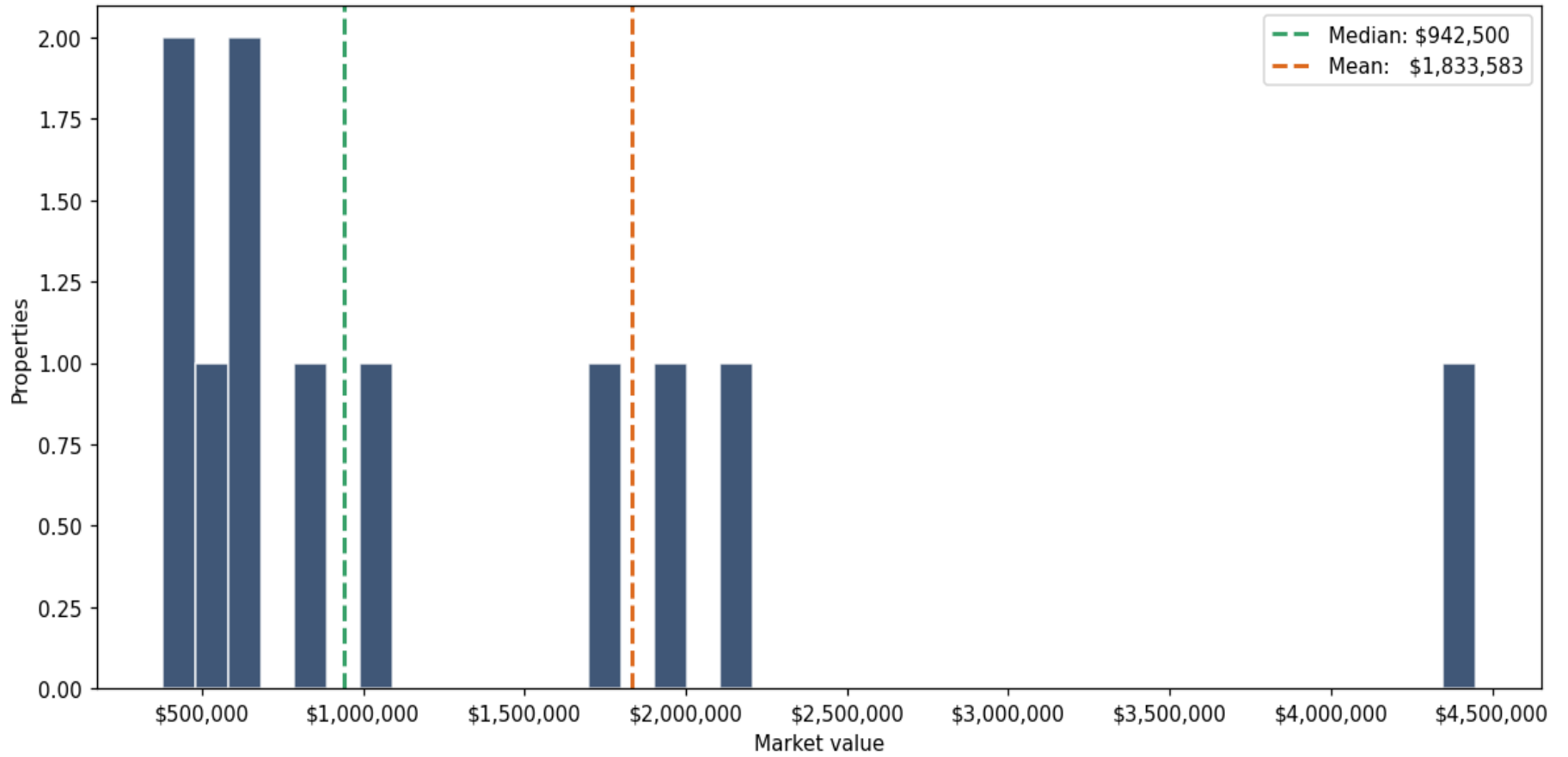
12 matching properties • May 30, 2026

Filters applied	Headline numbers
<b>City:</b> Safety Harbor	<b>Properties matched:</b> 12
<b>Property type:</b> Medical Office Building - single	<b>Median market value:</b> \$1,065,000
	<b>Mean market value:</b> \$1,833,583
	<b>Min / Max:</b> \$376,500 / \$7,150,000
	<b>Mean square footage:</b> 11,829

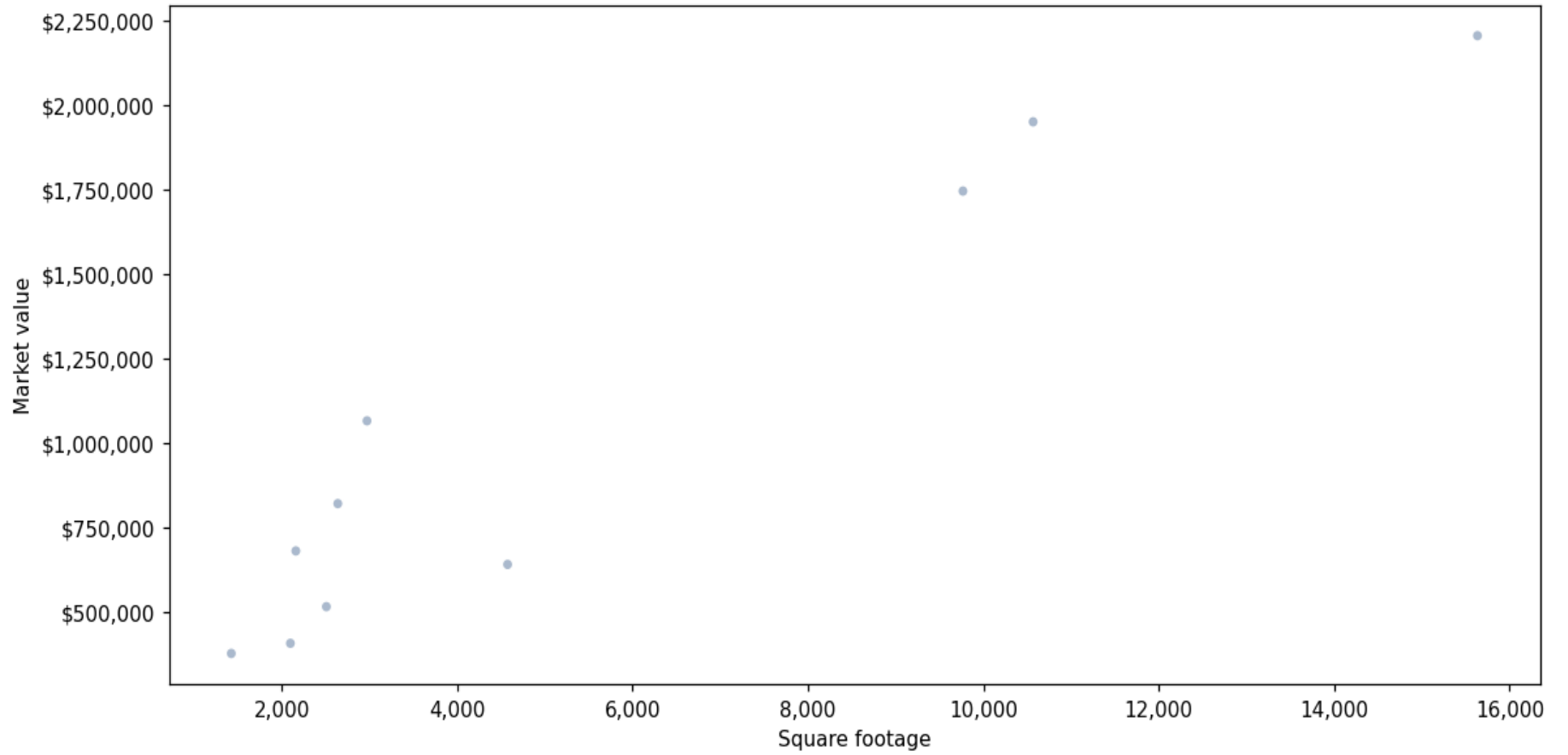
## Top 12 properties by market value

Address	City	Type	Market Value	Sq Ft	Year	Annual Tax
3131 MCMULLEN BOOTH RD	Safety Harbor	Medical Office Building	\$7,150,000	52,350	1988	\$124,533
3251 MCMULLEN BOOTH RD	Safety Harbor	Medical Office Building	\$4,450,000	35,243	1985	\$77,507
3253 MCMULLEN BOOTH RD	Safety Harbor	Medical Office Building	\$2,205,000	15,633	1983	\$38,405
3291 MCMULLEN BOOTH RD	Safety Harbor	Medical Office Building	\$1,950,000	10,567	1992	\$33,964
3155 MCMULLEN BOOTH RD	Safety Harbor	Medical Office Building	\$1,745,000	9,767	2002	\$30,393
353 MAIN ST	Safety Harbor	Medical Office Building	\$1,065,000	2,973	1983	\$18,549
960 MAIN ST	Safety Harbor	Medical Office Building	\$820,000	2,640	1990	\$14,282
680 2ND ST N	Safety Harbor	Medical Office Building	\$680,000	2,162	1960	\$11,844
1803 BRIAR CREEK BLVD	Safety Harbor	Medical Office Building	\$640,000	4,576	1990	\$11,687
255 PHILIPPE PKWY	Safety Harbor	Medical Office Building	\$515,000	2,510	1995	\$8,970
955 DELAWARE ST	Safety Harbor	Medical Office Building	\$406,500	2,100	2000	\$7,080
945 MAIN ST	Safety Harbor	Medical Office Building	\$376,500	1,426	1988	\$6,558

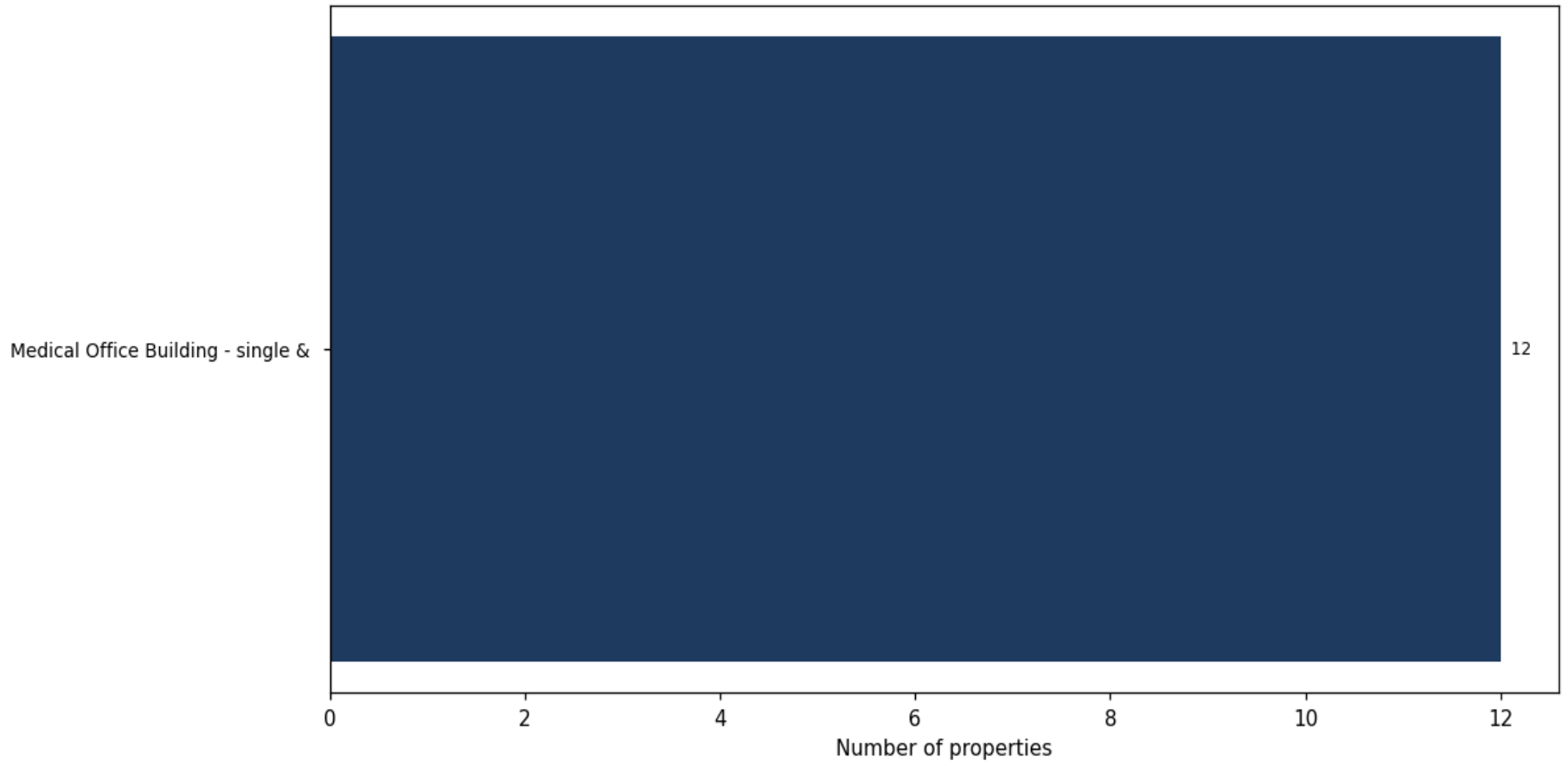
**Market value distribution (n=12, top 1% trimmed for readability)**



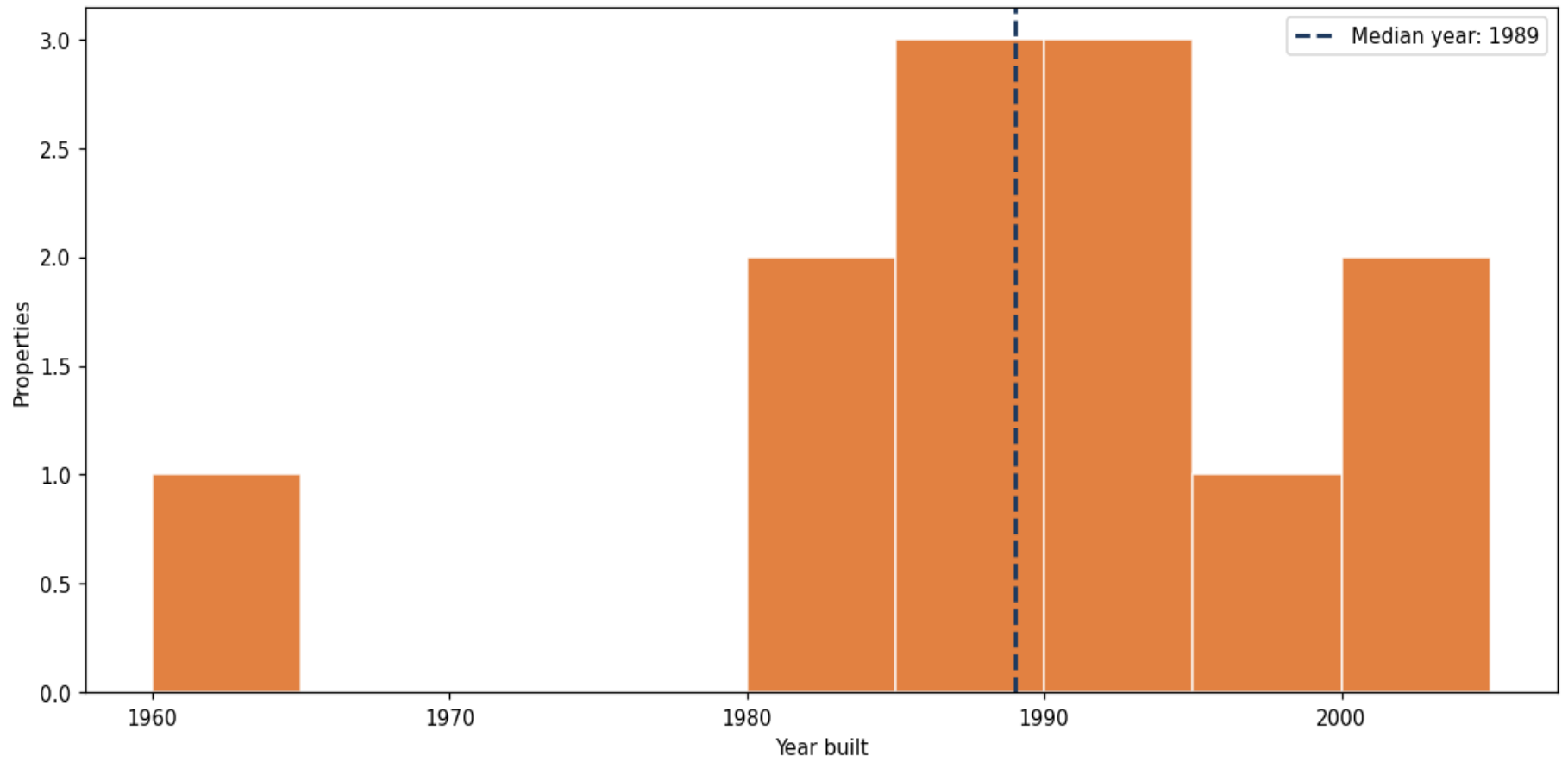
**Building size vs. market value (n=10, outliers trimmed)**



### Top property types by count



**Year built distribution (5-year buckets)**



**Market value vs. assessed value (gap = untaxed appreciation)**

