

Pinellas Property Market Report

23 matching properties • May 30, 2026

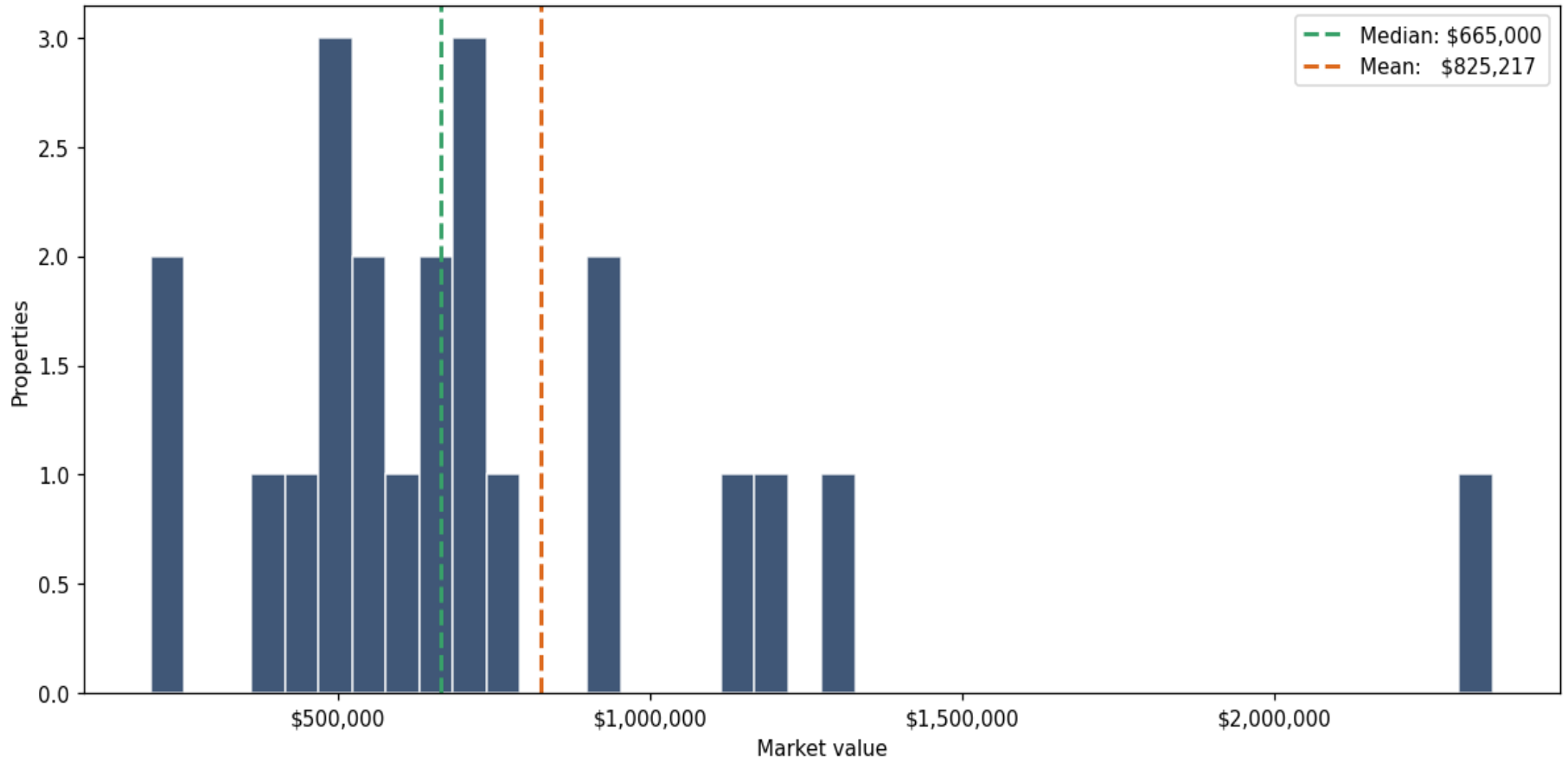
Filters applied	Headline numbers
City: Safety Harbor	Properties matched: 23
Property type: Light Manufacturing	Median market value: \$665,000
	Mean market value: \$825,217
	Min / Max: \$200,000 / \$2,525,000
	Mean square footage: 11,252

Top 23 properties by market value

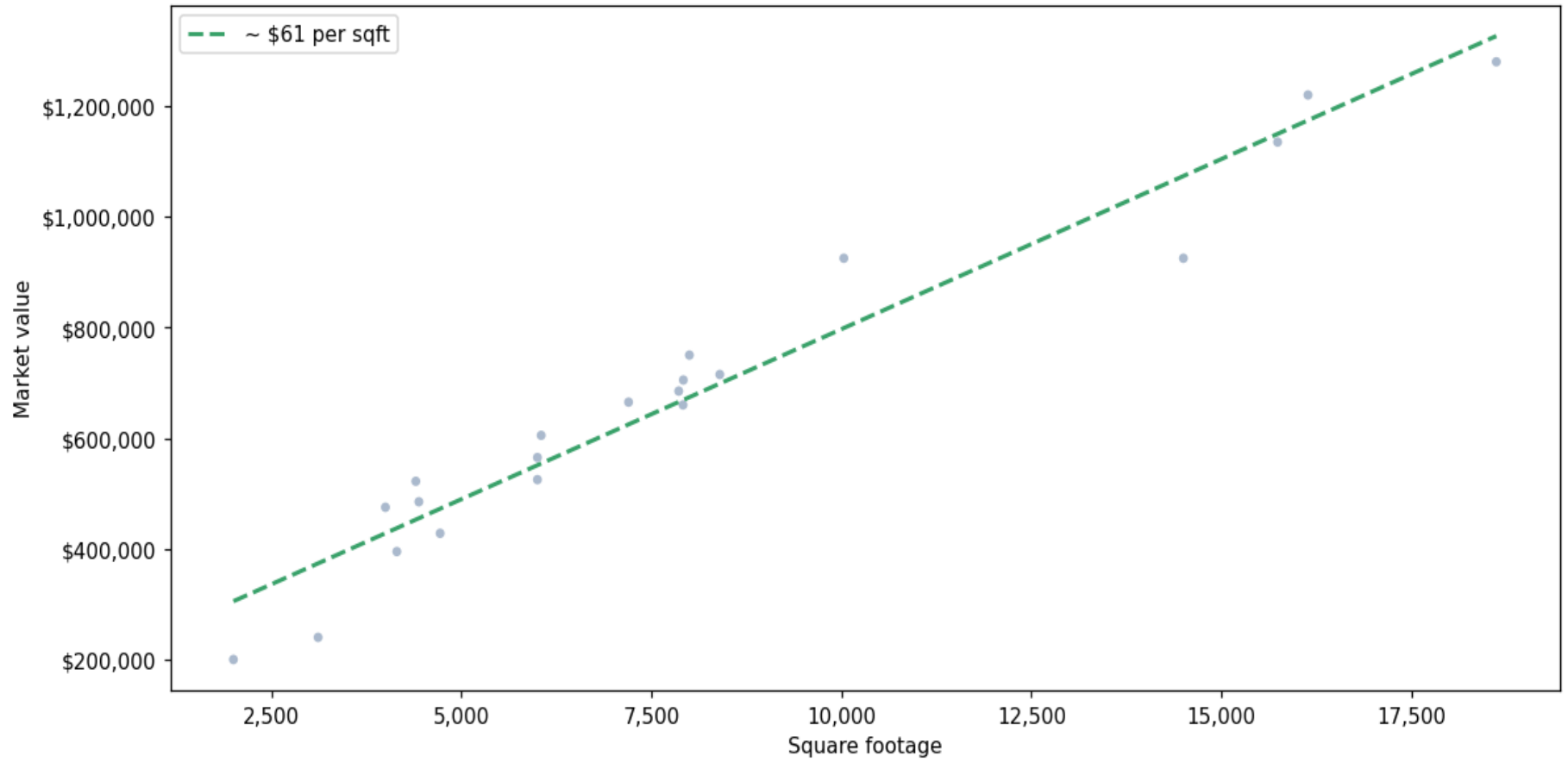
Address	City	Type	Market Value	Sq Ft	Year	Annual Tax
965 HARBOR LAKE DR	Safety Harbor	Light Manufacturing	\$2,525,000	37,235	1981	\$47,897
605 PACKARD CT	Safety Harbor	Light Manufacturing	\$2,350,000	54,351	1987	\$43,978
990 HARBOR LAKE DR	Safety Harbor	Light Manufacturing	\$1,280,000	18,618	1977	\$24,297
323 9TH AVE N	Safety Harbor	Light Manufacturing	\$1,220,000	16,140	1979	\$22,642
605 7TH AVE N	Safety Harbor	Light Manufacturing	\$1,135,000	15,740	1960	\$20,901
1040 HARBOR LAKE DR	Safety Harbor	Light Manufacturing	\$925,000	10,032	2004	\$16,599
1450 STATE ROAD 590	Safety Harbor	Light Manufacturing	\$925,000	14,500	1974	\$21,467
915 HARBOR LAKE DR	Safety Harbor	Light Manufacturing	\$750,000	8,000	1977	\$14,195
603 PACKARD CT	Safety Harbor	Light Manufacturing	\$715,000	8,400	1985	\$13,150
912 3RD ST N	Safety Harbor	Light Manufacturing	\$705,000	7,920	1988	\$13,237
1053 HARBOR LAKE DR	Safety Harbor	Light Manufacturing	\$685,000	7,860	1988	\$15,588
940 HARBOR LAKE CT	Safety Harbor	Light Manufacturing	\$665,000	7,200	1986	\$13,063
935 HARBOR LAKE CT	Safety Harbor	Light Manufacturing	\$660,000	7,916	1977	\$13,498

Address	City	Type	Market Value	Sq Ft	Year	Annual Tax
560 10TH AVE S	Safety Harbor	Light Manufacturing	\$605,000	6,050	1986	\$10,973
970 HARBOR LAKE DR	Safety Harbor	Light Manufacturing	\$565,000	6,000	1986	\$10,624
1055 HARBOR LAKE DR	Safety Harbor	Light Manufacturing	\$525,000	6,000	1989	\$10,450
945 HARBOR LAKE CT	Safety Harbor	Light Manufacturing	\$522,000	4,400	1977	\$9,318
885 DR ML KING JR ST N	Safety Harbor	Light Manufacturing	\$485,000	4,440	1961	\$8,709
950 HARBOR LAKE CT	Safety Harbor	Light Manufacturing	\$475,000	4,000	1974	\$8,709
1060 HARBOR LAKE DR	Safety Harbor	Light Manufacturing	\$428,000	4,720	1985	\$8,447
1049 HARBOR LAKE DR	Safety Harbor	Light Manufacturing	\$395,000	4,150	1987	\$8,273
1450 10TH ST S	Safety Harbor	Light Manufacturing	\$240,000	3,114	1982	\$4,616
930 DR ML KING JR ST N	Safety Harbor	Light Manufacturing	\$200,000	2,000	1981	\$3,745

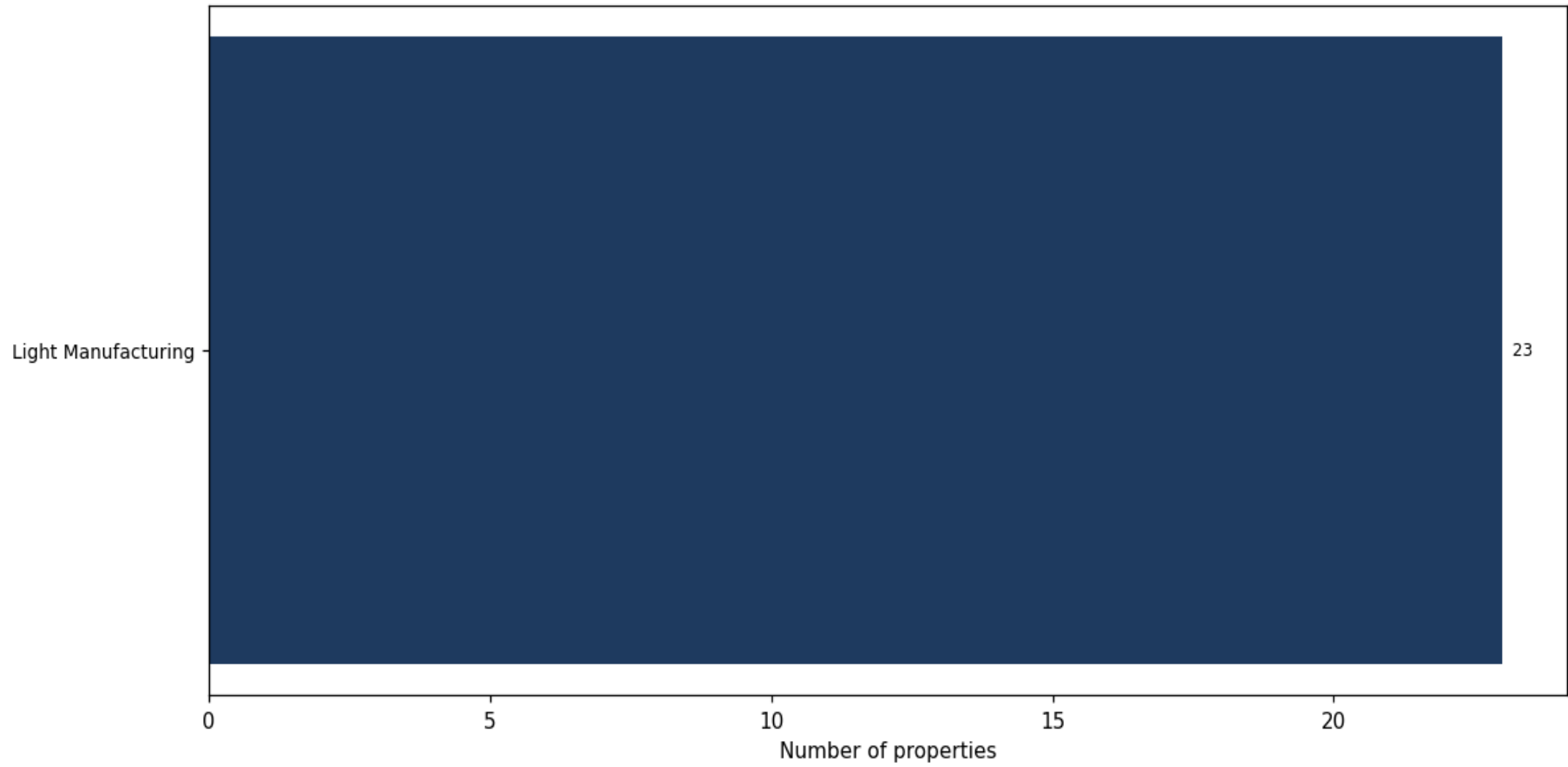
Market value distribution (n=23, top 1% trimmed for readability)



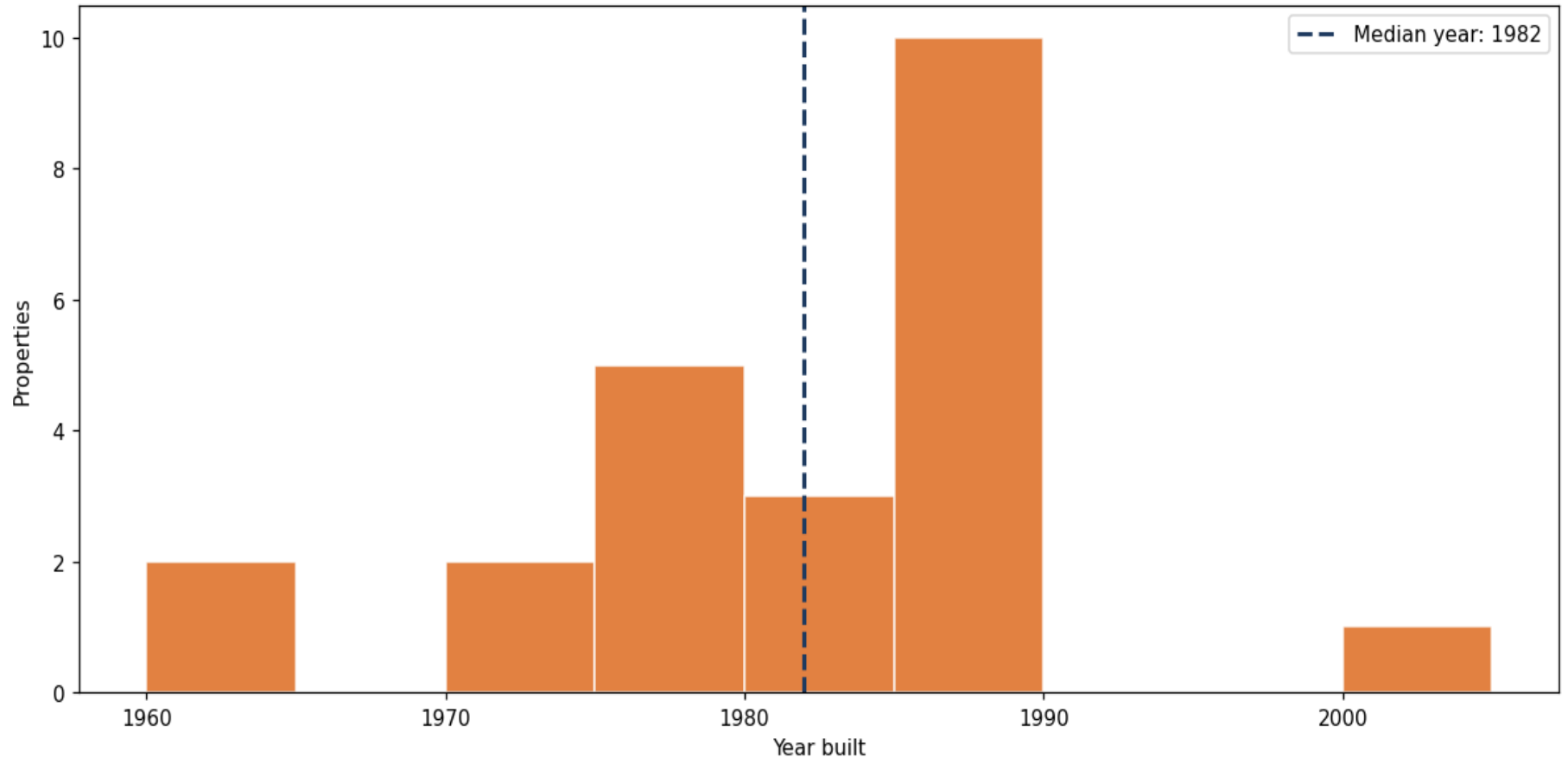
Building size vs. market value (n=21, outliers trimmed)



Top property types by count



Year built distribution (5-year buckets)



Market value vs. assessed value (gap = untaxed appreciation)

