

Pinellas Property Market Report

1,057 matching properties • May 30, 2026

Filters applied	Headline numbers
City: Redington Shores	Properties matched: 1,057
Property type: Condominium	Median market value: \$586,889
	Mean market value: \$694,183
	Min / Max: \$194,652 / \$3,007,224
	Mean square footage: 1,422

Top 200 properties by market value

Address	City	Type	Market Value	Sq Ft	Year	Annual Tax
17720 GULF BLVD # A801	Redington Shores	Condominium	\$3,007,224	4,300	2006	\$41,658
17720 GULF BLVD # A804	Redington Shores	Condominium	\$3,007,224	4,300	2006	\$41,744
17730 GULF BLVD # 800	Redington Shores	Condominium	\$2,846,601	3,774	2015	\$40,276
17730 GULF BLVD # 600	Redington Shores	Condominium	\$2,819,411	3,774	2015	\$39,860
17730 GULF BLVD # 500	Redington Shores	Condominium	\$2,804,770	3,774	2015	\$39,521
17730 GULF BLVD # 400	Redington Shores	Condominium	\$2,792,220	3,774	2015	\$39,519
17730 GULF BLVD # 300	Redington Shores	Condominium	\$2,777,580	3,774	2015	\$39,279
17730 GULF BLVD # 200	Redington Shores	Condominium	\$2,721,209	3,717	2015	\$38,378
17730 GULF BLVD # 700	Redington Shores	Condominium	\$2,110,866	3,774	2015	\$40,145
17717 GULF BLVD # 701	Redington Shores	Condominium	\$1,890,690	3,990	2007	\$22,311
17735 GULF BLVD # 703	Redington Shores	Condominium	\$1,884,774	3,990	2007	\$22,217
17735 GULF BLVD # 701	Redington Shores	Condominium	\$1,842,274	3,990	2007	\$21,573
17717 GULF BLVD # 703	Redington Shores	Condominium	\$1,842,274	3,990	2007	\$21,573

Address	City	Type	Market Value	Sq Ft	Year	Annual Tax
17735 GULF BLVD # 702	Redington Shores	Condominium	\$1,834,779	3,990	2007	\$21,629
17717 GULF BLVD # 702	Redington Shores	Condominium	\$1,792,279	3,990	2007	\$20,985
17720 GULF BLVD # A802	Redington Shores	Condominium	\$1,591,328	1,845	2006	\$23,315
17720 GULF BLVD # A704	Redington Shores	Condominium	\$1,552,518	1,820	2006	\$21,173
17720 GULF BLVD # A602	Redington Shores	Condominium	\$1,494,893	1,845	2006	\$21,865
17720 GULF BLVD # A404	Redington Shores	Condominium	\$1,482,390	1,820	2006	\$21,728
17720 GULF BLVD # A702	Redington Shores	Condominium	\$1,451,566	1,845	2006	\$20,363
17720 GULF BLVD # A601	Redington Shores	Condominium	\$1,444,809	1,820	2006	\$20,069
17720 GULF BLVD # A701	Redington Shores	Condominium	\$1,443,370	1,820	2006	\$20,027
17720 GULF BLVD # A504	Redington Shores	Condominium	\$1,441,999	1,820	2006	\$20,120
17720 GULF BLVD # A803	Redington Shores	Condominium	\$1,440,701	1,845	2006	\$20,294
17720 GULF BLVD # A603	Redington Shores	Condominium	\$1,440,158	1,845	2006	\$20,275
17720 GULF BLVD # A501	Redington Shores	Condominium	\$1,437,749	1,820	2006	\$19,962
17720 GULF BLVD # A604	Redington Shores	Condominium	\$1,436,309	1,820	2006	\$20,069
17720 GULF BLVD # A703	Redington Shores	Condominium	\$1,434,566	1,845	2006	\$20,105
17745 GULF BLVD # 401	Redington Shores	Condominium	\$1,433,281	3,020	2007	\$17,142
17720 GULF BLVD # A401	Redington Shores	Condominium	\$1,431,697	1,820	2006	\$19,865
17745 GULF BLVD # 603	Redington Shores	Condominium	\$1,428,824	3,020	2007	\$16,801
17720 GULF BLVD # A201	Redington Shores	Condominium	\$1,428,309	1,820	2006	\$19,771
17720 GULF BLVD # A402	Redington Shores	Condominium	\$1,422,616	1,845	2006	\$19,997
17720 GULF BLVD # A503	Redington Shores	Condominium	\$1,420,251	1,845	2006	\$19,909
17720 GULF BLVD # A502	Redington Shores	Condominium	\$1,420,251	1,845	2006	\$19,909
17720 GULF BLVD # A303	Redington Shores	Condominium	\$1,418,687	1,845	2006	\$19,969
17720 GULF BLVD # A204	Redington Shores	Condominium	\$1,415,559	1,820	2006	\$19,821
17720 GULF BLVD # A301	Redington Shores	Condominium	\$1,415,128	1,820	2006	\$19,639

Address	City	Type	Market Value	Sq Ft	Year	Annual Tax
17720 GULF BLVD # A304	Redington Shores	Condominium	\$1,415,128	1,820	2006	\$19,639
17720 GULF BLVD # A403	Redington Shores	Condominium	\$1,414,116	1,845	2006	\$19,871
17720 GULF BLVD # A202	Redington Shores	Condominium	\$1,411,529	1,845	2006	\$19,773
17720 GULF BLVD # A302	Redington Shores	Condominium	\$1,405,937	1,845	2006	\$19,712
17745 GULF BLVD # 501	Redington Shores	Condominium	\$1,401,514	3,020	2007	\$16,639
17720 GULF BLVD # A203	Redington Shores	Condominium	\$1,398,779	1,845	2006	\$19,576
17745 GULF BLVD # 601	Redington Shores	Condominium	\$1,398,221	3,020	2007	\$16,560
17745 GULF BLVD # 704	Redington Shores	Condominium	\$1,386,734	3,020	2007	\$16,165
17745 GULF BLVD # 703	Redington Shores	Condominium	\$1,382,386	3,020	2007	\$16,377
17745 GULF BLVD # 702	Redington Shores	Condominium	\$1,382,386	3,020	2007	\$16,689
17745 GULF BLVD # 404	Redington Shores	Condominium	\$1,378,949	3,020	2007	\$16,310
17745 GULF BLVD # 204	Redington Shores	Condominium	\$1,376,453	3,020	2007	\$16,299
17745 GULF BLVD # 502	Redington Shores	Condominium	\$1,360,582	3,020	2007	\$17,204
17745 GULF BLVD # 604	Redington Shores	Condominium	\$1,349,805	3,020	2007	\$15,822
17745 GULF BLVD # 402	Redington Shores	Condominium	\$1,349,101	3,020	2007	\$15,934
17720 GULF BLVD # A705	Redington Shores	Condominium	\$1,342,248	2,105	2006	\$18,646
17745 GULF BLVD # 504	Redington Shores	Condominium	\$1,342,014	3,020	2007	\$15,733
17745 GULF BLVD # 304	Redington Shores	Condominium	\$1,329,771	3,020	2007	\$15,588
17720 GULF BLVD # A700	Redington Shores	Condominium	\$1,329,498	2,105	2006	\$18,457
17720 GULF BLVD # A505	Redington Shores	Condominium	\$1,328,248	2,105	2006	\$18,459
17745 GULF BLVD # 301	Redington Shores	Condominium	\$1,325,521	3,020	2007	\$15,520
17745 GULF BLVD # 201	Redington Shores	Condominium	\$1,325,521	3,020	2007	\$15,520
17720 GULF BLVD # A600	Redington Shores	Condominium	\$1,318,248	2,105	2006	\$18,301
17745 GULF BLVD # 503	Redington Shores	Condominium	\$1,316,416	3,020	2007	\$15,432
17720 GULF BLVD # A500	Redington Shores	Condominium	\$1,311,248	2,105	2006	\$18,201

Address	City	Type	Market Value	Sq Ft	Year	Annual Tax
17745 GULF BLVD # 403	Redington Shores	Condominium	\$1,310,851	3,020	2007	\$15,355
17720 GULF BLVD # A405	Redington Shores	Condominium	\$1,309,666	2,105	2006	\$18,182
17720 GULF BLVD # A305	Redington Shores	Condominium	\$1,306,916	2,105	2006	\$18,156
17720 GULF BLVD # A400	Redington Shores	Condominium	\$1,305,416	2,105	2006	\$18,114
17720 GULF BLVD # A200	Redington Shores	Condominium	\$1,301,083	2,105	2006	\$17,981
17745 GULF BLVD # 202	Redington Shores	Condominium	\$1,298,811	3,020	2007	\$16,276
17745 GULF BLVD # 203	Redington Shores	Condominium	\$1,298,811	3,020	2007	\$15,208
17745 GULF BLVD # 303	Redington Shores	Condominium	\$1,298,811	3,020	2007	\$15,208
17720 GULF BLVD # A300	Redington Shores	Condominium	\$1,298,416	2,105	2006	\$18,027
17720 GULF BLVD # A205	Redington Shores	Condominium	\$1,296,833	2,105	2006	\$17,920
18304 GULF BLVD # PH-6	Redington Shores	Condominium	\$1,253,511	2,350	1975	\$17,071
18304 GULF BLVD # PH-7	Redington Shores	Condominium	\$1,250,961	2,350	1975	\$17,029
17580 GULF BLVD # PH-D	Redington Shores	Condominium	\$1,219,174	1,720	1972	\$13,883
17580 GULF BLVD # PH-A	Redington Shores	Condominium	\$1,192,458	1,825	1972	\$13,867
17450 GULF BLVD # 305	Redington Shores	Condominium	\$1,162,989	1,500	1982	\$15,457
17450 GULF BLVD # 304	Redington Shores	Condominium	\$1,161,326	1,500	1982	\$15,315
17580 GULF BLVD # PH-C	Redington Shores	Condominium	\$1,146,728	1,720	1972	\$12,774
17900 GULF BLVD # PH-A	Redington Shores	Condominium	\$1,082,768	2,035	1980	\$16,263
17450 GULF BLVD # 604	Redington Shores	Condominium	\$1,072,377	1,500	1982	\$13,707
17450 GULF BLVD # 605	Redington Shores	Condominium	\$1,072,377	1,500	1982	\$13,707
17450 GULF BLVD # 505	Redington Shores	Condominium	\$1,067,389	1,500	1982	\$13,636
17450 GULF BLVD # 504	Redington Shores	Condominium	\$1,067,389	1,500	1982	\$13,636
17450 GULF BLVD # 608	Redington Shores	Condominium	\$1,063,149	1,450	1982	\$13,731
17450 GULF BLVD # 405	Redington Shores	Condominium	\$1,062,401	1,500	1982	\$13,574
17450 GULF BLVD # 404	Redington Shores	Condominium	\$1,062,401	1,500	1982	\$13,574

Address	City	Type	Market Value	Sq Ft	Year	Annual Tax
18304 GULF BLVD # PH-1	Redington Shores	Condominium	\$1,059,584	1,610	1975	\$14,800
17450 GULF BLVD # 501	Redington Shores	Condominium	\$1,056,721	1,450	1982	\$13,577
17450 GULF BLVD # 408	Redington Shores	Condominium	\$1,056,721	1,450	1982	\$13,860
17450 GULF BLVD # 205	Redington Shores	Condominium	\$1,053,257	1,500	1982	\$13,626
17450 GULF BLVD # 308	Redington Shores	Condominium	\$1,051,900	1,450	1982	\$13,791
17450 GULF BLVD # 204	Redington Shores	Condominium	\$1,051,594	1,500	1982	\$13,441
17450 GULF BLVD # 104	Redington Shores	Condominium	\$1,046,607	1,500	1982	\$13,308
17450 GULF BLVD # 105	Redington Shores	Condominium	\$1,046,607	1,500	1982	\$13,308
17450 GULF BLVD # 402	Redington Shores	Condominium	\$1,040,649	1,450	1982	\$13,980
17940 GULF BLVD # 17D	Redington Shores	Condominium	\$1,040,142	1,964	1982	\$15,339
17450 GULF BLVD # 506	Redington Shores	Condominium	\$1,038,238	1,450	1982	\$13,534
17450 GULF BLVD # 306	Redington Shores	Condominium	\$1,030,203	1,450	1982	\$13,525
17745 GULF BLVD # 302	Redington Shores	Condominium	\$1,027,519	3,020	2007	\$15,277
17720 GULF BLVD # 4605	Redington Shores	Condominium	\$1,020,763	2,105	2006	\$18,627
17450 GULF BLVD # 307	Redington Shores	Condominium	\$1,018,952	1,450	1982	\$12,890
17900 GULF BLVD # PH-B	Redington Shores	Condominium	\$998,383	1,935	1980	\$15,331
18304 GULF BLVD # PH-11	Redington Shores	Condominium	\$992,973	1,670	1975	\$13,246
17450 GULF BLVD # 108	Redington Shores	Condominium	\$991,630	1,450	1982	\$12,933
18304 GULF BLVD # PH-2	Redington Shores	Condominium	\$990,848	1,670	1975	\$13,417
17735 GULF BLVD # 506	Redington Shores	Condominium	\$977,667	1,995	2007	\$11,504
17940 GULF BLVD # 18D	Redington Shores	Condominium	\$976,133	2,035	1982	\$14,110
17450 GULF BLVD # 601	Redington Shores	Condominium	\$974,754	1,450	1982	\$12,460
17715 GULF BLVD # 703	Redington Shores	Condominium	\$973,094	1,995	2007	\$11,377
17940 GULF BLVD # 18A	Redington Shores	Condominium	\$971,033	2,035	1982	\$13,803
17450 GULF BLVD # 508	Redington Shores	Condominium	\$969,933	1,450	1982	\$12,520

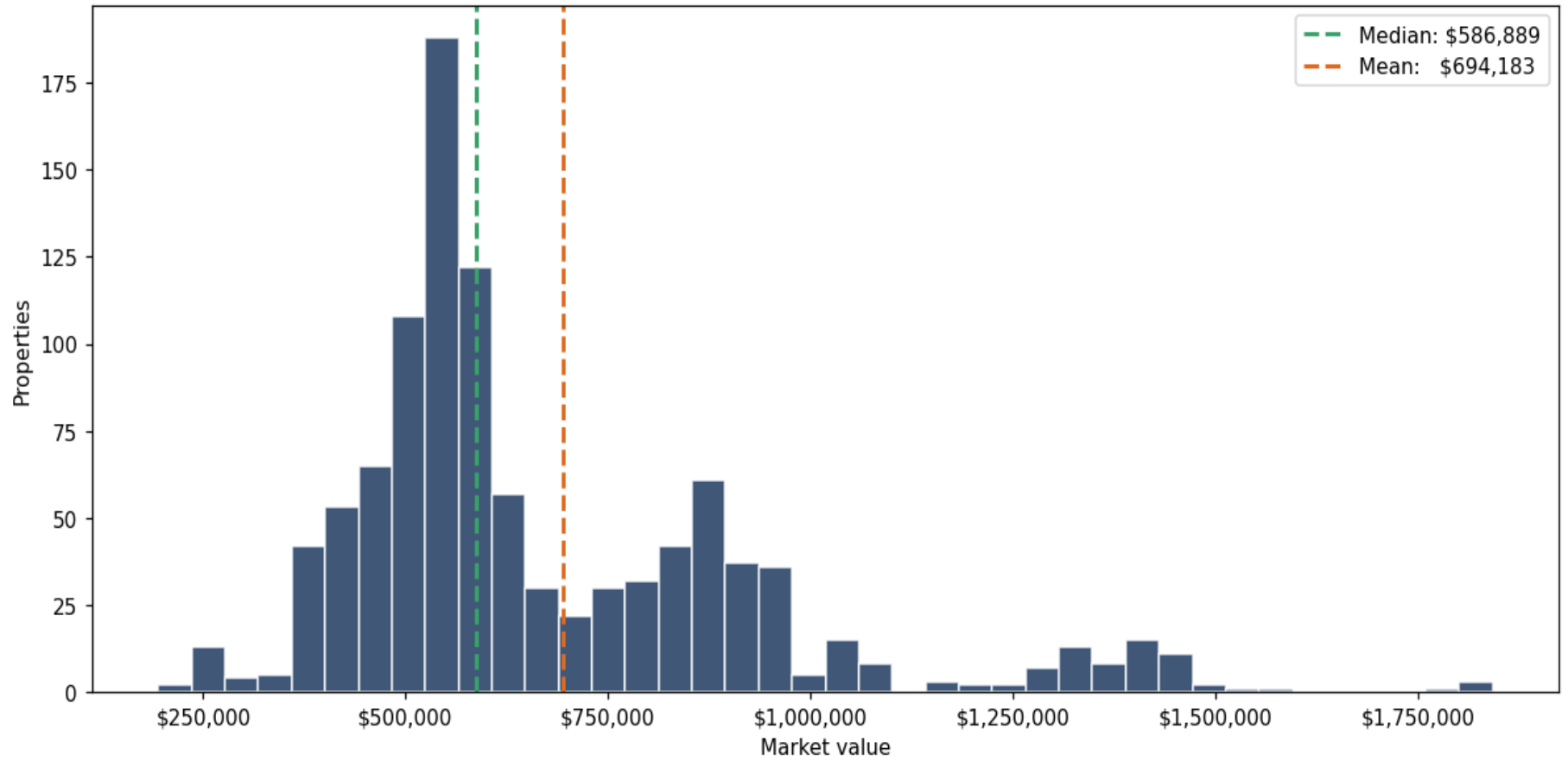
Address	City	Type	Market Value	Sq Ft	Year	Annual Tax
17900 GULF BLVD # PH-D	Redington Shores	Condominium	\$968,777	2,035	1980	\$14,125
18304 GULF BLVD # PH-12	Redington Shores	Condominium	\$966,874	1,610	1975	\$12,720
17715 GULF BLVD # 705	Redington Shores	Condominium	\$966,639	1,995	2007	\$11,309
17900 GULF BLVD # 17D	Redington Shores	Condominium	\$965,394	2,035	1980	\$14,065
17900 GULF BLVD # 17A	Redington Shores	Condominium	\$965,394	2,035	1980	\$14,065
17450 GULF BLVD # 401	Redington Shores	Condominium	\$965,111	1,450	1982	\$12,340
17717 GULF BLVD # 506	Redington Shores	Condominium	\$962,762	1,995	2007	\$11,497
17450 GULF BLVD # 301	Redington Shores	Condominium	\$961,093	1,450	1982	\$12,271
17735 GULF BLVD # 601	Redington Shores	Condominium	\$959,914	1,995	2007	\$11,445
17450 GULF BLVD # 603	Redington Shores	Condominium	\$955,469	1,450	1982	\$12,340
17450 GULF BLVD # 606	Redington Shores	Condominium	\$955,469	1,450	1982	\$12,340
17450 GULF BLVD # 602	Redington Shores	Condominium	\$955,469	1,450	1982	\$12,340
17450 GULF BLVD # 607	Redington Shores	Condominium	\$955,469	1,450	1982	\$12,340
17450 GULF BLVD # 208	Redington Shores	Condominium	\$954,665	1,450	1982	\$12,220
17450 GULF BLVD # 201	Redington Shores	Condominium	\$954,665	1,450	1982	\$12,220
17717 GULF BLVD # 401	Redington Shores	Condominium	\$952,329	1,995	2007	\$11,359
17450 GULF BLVD # 507	Redington Shores	Condominium	\$950,647	1,450	1982	\$12,271
17450 GULF BLVD # 101	Redington Shores	Condominium	\$950,647	1,450	1982	\$12,100
17450 GULF BLVD # 502	Redington Shores	Condominium	\$950,647	1,450	1982	\$12,271
17450 GULF BLVD # 503	Redington Shores	Condominium	\$950,647	1,450	1982	\$12,271
17735 GULF BLVD # 401	Redington Shores	Condominium	\$950,357	1,995	2007	\$11,331
17717 GULF BLVD # 605	Redington Shores	Condominium	\$946,519	1,995	2007	\$11,303
17450 GULF BLVD # 403	Redington Shores	Condominium	\$945,826	1,450	1982	\$12,220
17450 GULF BLVD # 407	Redington Shores	Condominium	\$945,826	1,450	1982	\$12,220
17450 GULF BLVD # 406	Redington Shores	Condominium	\$945,826	1,450	1982	\$12,220

Address	City	Type	Market Value	Sq Ft	Year	Annual Tax
17450 GULF BLVD # 303	Redington Shores	Condominium	\$941,808	1,450	1982	\$12,151
17450 GULF BLVD # 302	Redington Shores	Condominium	\$941,808	1,450	1982	\$12,151
17717 GULF BLVD # 505	Redington Shores	Condominium	\$937,858	1,995	2007	\$11,176
17450 GULF BLVD # 206	Redington Shores	Condominium	\$936,182	1,450	1982	\$12,130
17450 GULF BLVD # 202	Redington Shores	Condominium	\$936,182	1,450	1982	\$12,100
17450 GULF BLVD # 207	Redington Shores	Condominium	\$936,182	1,450	1982	\$12,100
17940 GULF BLVD # 17A	Redington Shores	Condominium	\$936,066	1,964	1982	\$13,548
17735 GULF BLVD # 605	Redington Shores	Condominium	\$933,769	1,995	2007	\$11,102
17717 GULF BLVD # 402	Redington Shores	Condominium	\$932,937	1,995	2007	\$11,112
17450 GULF BLVD # 103	Redington Shores	Condominium	\$932,164	1,450	1982	\$11,980
17450 GULF BLVD # 106	Redington Shores	Condominium	\$932,164	1,450	1982	\$11,980
17450 GULF BLVD # 107	Redington Shores	Condominium	\$932,164	1,450	1982	\$11,980
17450 GULF BLVD # 102	Redington Shores	Condominium	\$932,164	1,450	1982	\$11,980
17900 GULF BLVD # 16B	Redington Shores	Condominium	\$919,087	1,789	1980	\$13,969
17715 GULF BLVD # 706	Redington Shores	Condominium	\$915,566	1,995	2007	\$10,712
17715 GULF BLVD # 606	Redington Shores	Condominium	\$911,498	1,995	2007	\$10,699
17735 GULF BLVD # 606	Redington Shores	Condominium	\$911,498	1,995	2007	\$10,703
17940 GULF BLVD # 18B	Redington Shores	Condominium	\$909,242	1,937	1982	\$13,280
17940 GULF BLVD # 18C	Redington Shores	Condominium	\$909,242	1,937	1982	\$13,280
17717 GULF BLVD # 606	Redington Shores	Condominium	\$907,248	1,995	2007	\$10,635
17717 GULF BLVD # 601	Redington Shores	Condominium	\$907,248	1,995	2007	\$10,635
17735 GULF BLVD # 501	Redington Shores	Condominium	\$907,087	1,995	2007	\$10,644
17715 GULF BLVD # 506	Redington Shores	Condominium	\$907,087	1,995	2007	\$10,640
17715 GULF BLVD # 406	Redington Shores	Condominium	\$906,191	1,995	2007	\$10,657
17900 GULF BLVD # PH-C	Redington Shores	Condominium	\$905,086	1,935	1980	\$13,233

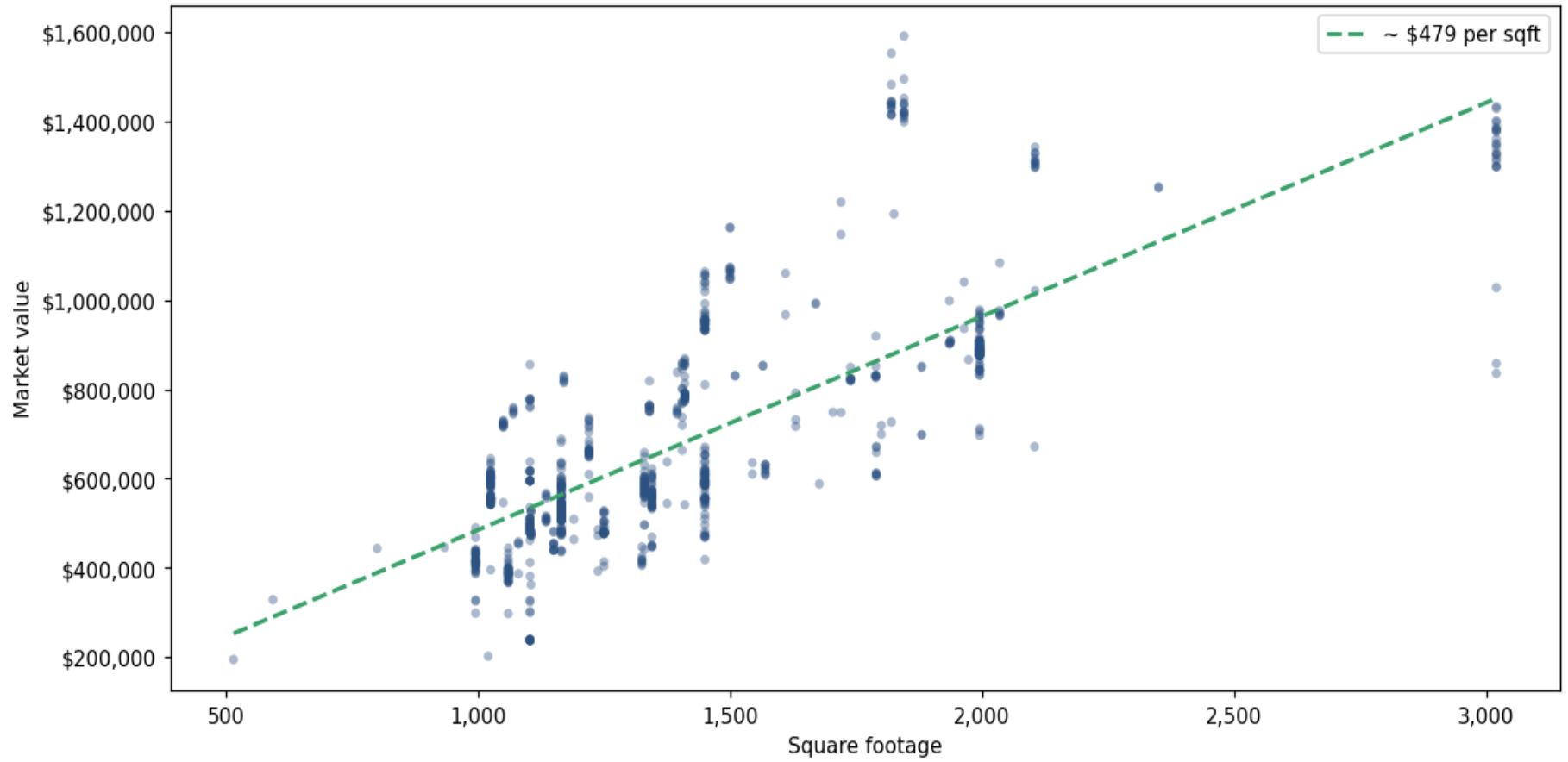
Address	City	Type	Market Value	Sq Ft	Year	Annual Tax
17940 GULF BLVD # 17C	Redington Shores	Condominium	\$904,948	1,937	1982	\$13,212
17940 GULF BLVD # 17B	Redington Shores	Condominium	\$904,948	1,937	1982	\$13,212
17715 GULF BLVD # 704	Redington Shores	Condominium	\$904,720	1,995	2007	\$10,613
17715 GULF BLVD # 601	Redington Shores	Condominium	\$904,570	1,995	2007	\$11,114
17717 GULF BLVD # 501	Redington Shores	Condominium	\$902,837	1,995	2007	\$10,576
17717 GULF BLVD # 205	Redington Shores	Condominium	\$902,676	1,995	2007	\$10,549
17900 GULF BLVD # 17C	Redington Shores	Condominium	\$901,869	1,935	1980	\$13,164
17900 GULF BLVD # 17B	Redington Shores	Condominium	\$901,869	1,935	1980	\$13,220
17715 GULF BLVD # 306	Redington Shores	Condominium	\$901,779	1,995	2007	\$10,598
17715 GULF BLVD # 206	Redington Shores	Condominium	\$899,229	1,995	2007	\$10,560
17715 GULF BLVD # 605	Redington Shores	Condominium	\$898,103	1,995	2007	\$10,562
17715 GULF BLVD # 604	Redington Shores	Condominium	\$898,103	1,995	2007	\$10,562
17717 GULF BLVD # 406	Redington Shores	Condominium	\$897,691	1,995	2007	\$10,524
17735 GULF BLVD # 406	Redington Shores	Condominium	\$897,691	1,995	2007	\$10,524
17717 GULF BLVD # 301	Redington Shores	Condominium	\$897,529	1,995	2007	\$10,534
17735 GULF BLVD # 306	Redington Shores	Condominium	\$897,529	1,995	2007	\$10,534
17717 GULF BLVD # 306	Redington Shores	Condominium	\$897,529	1,995	2007	\$10,534
17735 GULF BLVD # 206	Redington Shores	Condominium	\$897,529	1,995	2007	\$10,534
17715 GULF BLVD # 505	Redington Shores	Condominium	\$893,692	1,995	2007	\$10,503
17715 GULF BLVD # 504	Redington Shores	Condominium	\$893,692	1,995	2007	\$10,503
17717 GULF BLVD # 206	Redington Shores	Condominium	\$893,279	1,995	2007	\$10,466
17717 GULF BLVD # 201	Redington Shores	Condominium	\$893,279	1,995	2007	\$10,466
17735 GULF BLVD # 301	Redington Shores	Condominium	\$893,279	1,995	2007	\$10,466
17735 GULF BLVD # 604	Redington Shores	Condominium	\$889,603	1,995	2007	\$10,429
17735 GULF BLVD # 602	Redington Shores	Condominium	\$889,603	1,995	2007	\$10,429

Address	City	Type	Market Value	Sq Ft	Year	Annual Tax
17717 GULF BLVD # 602	Redington Shores	Condominium	\$889,603	1,995	2007	\$10,429
17735 GULF BLVD # 603	Redington Shores	Condominium	\$889,603	1,995	2007	\$10,429
17717 GULF BLVD # 604	Redington Shores	Condominium	\$889,603	1,995	2007	\$10,429
17717 GULF BLVD # 603	Redington Shores	Condominium	\$889,603	1,995	2007	\$10,429
17735 GULF BLVD # 504	Redington Shores	Condominium	\$889,442	1,995	2007	\$10,438
17735 GULF BLVD # 503	Redington Shores	Condominium	\$889,442	1,995	2007	\$10,438
17717 GULF BLVD # 504	Redington Shores	Condominium	\$889,442	1,995	2007	\$10,438
17717 GULF BLVD # 503	Redington Shores	Condominium	\$889,442	1,995	2007	\$10,438
17715 GULF BLVD # 503	Redington Shores	Condominium	\$889,442	1,995	2007	\$10,434
17735 GULF BLVD # 505	Redington Shores	Condominium	\$885,192	1,995	2007	\$10,370
17735 GULF BLVD # 502	Redington Shores	Condominium	\$885,192	1,995	2007	\$10,370
17717 GULF BLVD # 502	Redington Shores	Condominium	\$885,192	1,995	2007	\$10,370

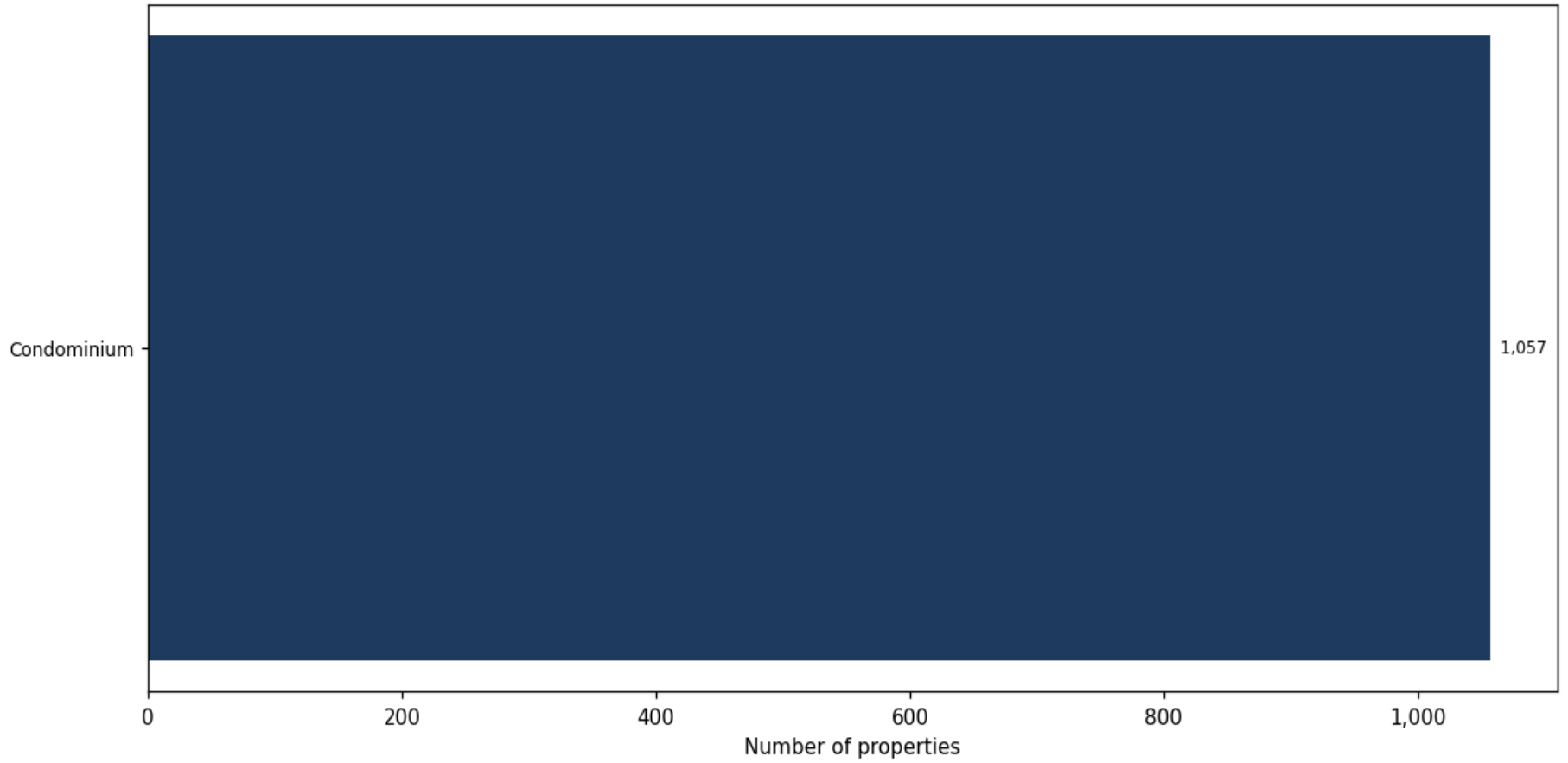
Market value distribution (n=1,057, top 1% trimmed for readability)



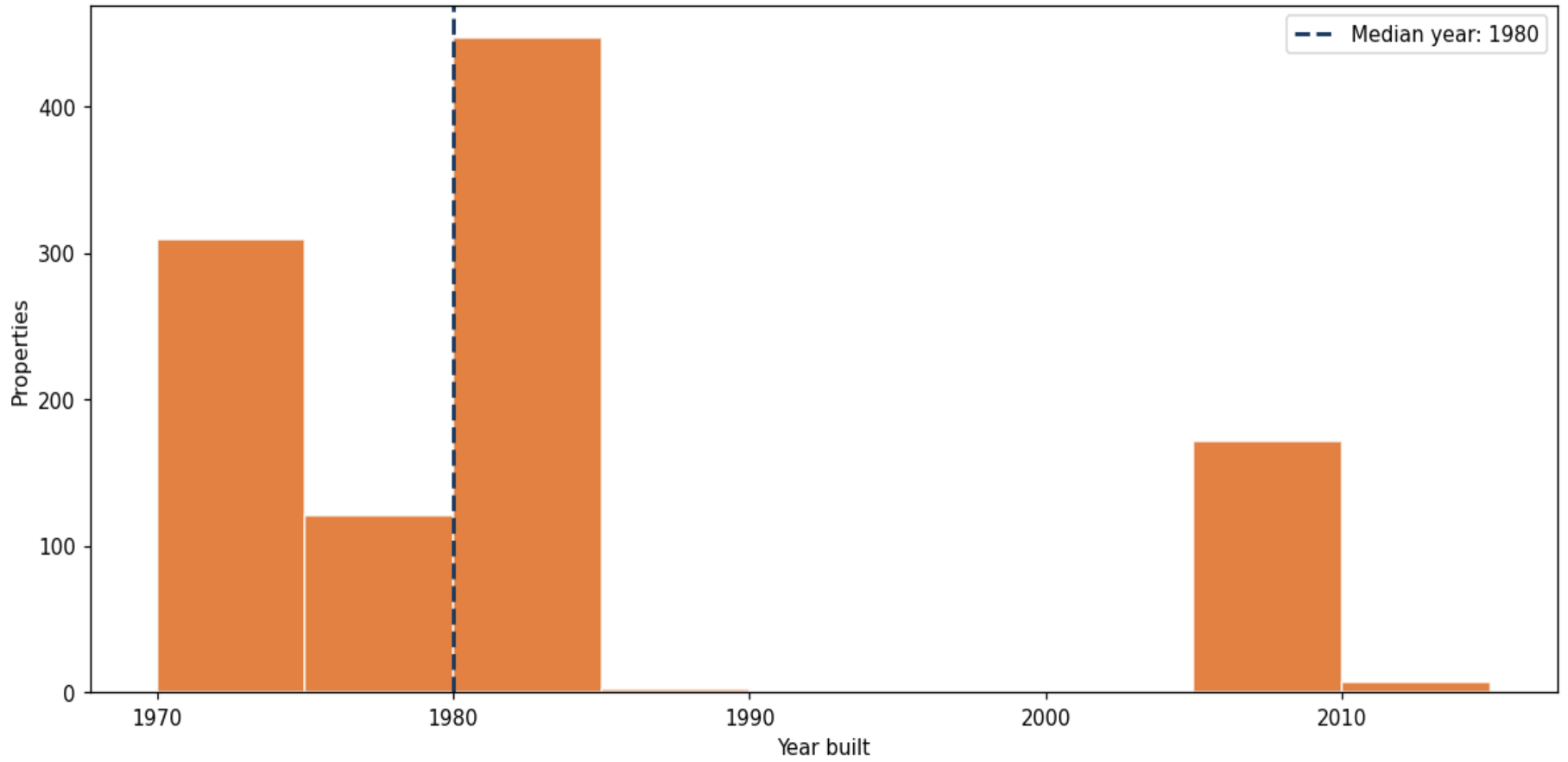
Building size vs. market value (n=1,042, outliers trimmed)



Top property types by count



Year built distribution (5-year buckets)



Market value vs. assessed value (gap = untaxed appreciation)

