

Pinellas Property Market Report

2,103 matching properties • May 30, 2026

Filters applied	Headline numbers
City: Redington Shores	Properties matched: 2,103
	Median market value: \$566,503
	Mean market value: \$734,551
	Min / Max: \$0 / \$17,470,975
	Mean square footage: 1,643

Top 200 properties by market value

Address	City	Type	Market Value	Sq Ft	Year	Annual Tax
115 174TH TERRACE DR E # B	Redington Shores	Single Family Home	—	2,431	2024	—
GULF BLVD	Redington Shores	County Gov't - Non-resid	\$17,470,975	392	1975	\$271,602
18270 SUNSET BLVD	Redington Shores	Duplex-Triplex-Fourplex	\$6,542,214	9,996	2009	\$97,004
18212 SUNSET BLVD	Redington Shores	Single Family - more tha	\$6,532,334	6,256	2020	\$97,007
18210 SUNSET BLVD	Redington Shores	Single Family Home	\$5,606,717	3,608	2011	\$82,101
18224 SUNSET BLVD	Redington Shores	Single Family Home	\$5,101,954	4,461	2020	\$76,252
17566 GULF BLVD	Redington Shores	Hotels and Motels (49 un	\$5,050,000	15,954	1952	\$81,847
17824 LEE AVE	Redington Shores	Single Family Home	\$4,748,602	4,356	2016	\$70,757
17820 LEE AVE	Redington Shores	Single Family Home	\$4,084,847	3,234	1980	\$61,945
226 SYDNEY LN	Redington Shores	Single Family Home	\$4,081,998	5,240	2013	\$59,787
17814 LEE AVE	Redington Shores	Single Family Home	\$4,059,192	4,018	2018	\$60,046
17822 LEE AVE	Redington Shores	Single Family Home	\$4,049,194	4,040	2023	\$59,645
218 SYDNEY LN	Redington Shores	Single Family Home	\$3,885,783	4,835	2023	\$54,988

Address	City	Type	Market Value	Sq Ft	Year	Annual Tax
224 SYDNEY LN	Redington Shores	Single Family Home	\$3,764,979	5,240	2012	\$55,586
340 176TH AVENUE CIR	Redington Shores	Single Family Home	\$3,713,771	4,147	2003	\$53,000
18206 SUNSET BLVD	Redington Shores	Single Family Home	\$3,656,192	2,245	1946	\$55,289
18220 SUNSET BLVD	Redington Shores	Single Family Home	\$3,566,561	3,493	1979	\$53,836
17808 LEE AVE	Redington Shores	Planned Unit Development	\$3,509,254	3,456	2008	\$52,036
204 SYDNEY LN	Redington Shores	Single Family Home	\$3,429,438	6,368	2018	\$49,298
18298 SUNSET BLVD	Redington Shores	Single Family - more tha	\$3,293,152	5,486	1993	\$49,918
18216 SUNSET BLVD	Redington Shores	Single Family - more tha	\$3,290,491	2,713	1955	\$49,750
317 FREMANTLE WAY	Redington Shores	Single Family Home	\$3,167,658	4,287	2008	\$46,599
222 SYDNEY LN	Redington Shores	Single Family Home	\$3,082,377	4,901	2016	\$45,120
17816 LEE AVE	Redington Shores	Single Family Home	\$3,071,994	1,175	1950	\$46,503
101 FOREST HILLS DR	Redington Shores	Single Family Home	\$3,069,333	4,138	2014	\$43,728
17720 LEE AVE	Redington Shores	Planned Unit Development	\$3,059,713	3,456	2008	\$45,218
17722 LEE AVE	Redington Shores	Planned Unit Development	\$3,059,713	3,456	2008	\$45,433
210 182ND AVE E	Redington Shores	Single Family Home	\$3,019,498	4,524	2022	\$44,810
17720 GULF BLVD # A804	Redington Shores	Condominium	\$3,007,224	4,300	2006	\$41,744
17720 GULF BLVD # A801	Redington Shores	Condominium	\$3,007,224	4,300	2006	\$41,658
17826 LEE AVE	Redington Shores	Single Family Home	\$3,001,141	1,464	1949	\$45,420
18208 SUNSET BLVD # B	Redington Shores	Single Family Home	\$2,972,888	4,012	2009	\$44,805
18208 SUNSET BLVD # A	Redington Shores	Single Family Home	\$2,972,888	4,012	2009	\$44,805
315 FREMANTLE WAY	Redington Shores	Single Family Home	\$2,967,350	3,732	2015	\$42,197
214 SYDNEY LN	Redington Shores	Single Family Home	\$2,962,080	6,028	2017	\$42,385
124 FOREST HILLS DR	Redington Shores	Single Family Home	\$2,900,917	3,602	2020	\$41,445
18202 SUNSET BLVD	Redington Shores	Single Family - more tha	\$2,856,239	3,640	1951	\$43,227
17730 GULF BLVD # 800	Redington Shores	Condominium	\$2,846,601	3,774	2015	\$40,276

Address	City	Type	Market Value	Sq Ft	Year	Annual Tax
17730 GULF BLVD # 600	Redington Shores	Condominium	\$2,819,411	3,774	2015	\$39,860
17730 GULF BLVD # 500	Redington Shores	Condominium	\$2,804,770	3,774	2015	\$39,521
17730 GULF BLVD # 400	Redington Shores	Condominium	\$2,792,220	3,774	2015	\$39,519
211 176TH AVE E	Redington Shores	Single Family Home	\$2,789,628	3,963	2024	\$41,294
17730 GULF BLVD # 300	Redington Shores	Condominium	\$2,777,580	3,774	2015	\$39,279
102 FOREST HILLS DR	Redington Shores	Single Family Home	\$2,760,639	4,505	2015	\$40,297
206 SYDNEY LN	Redington Shores	Single Family Home	\$2,739,228	3,164	2019	\$38,931
17730 GULF BLVD # 200	Redington Shores	Condominium	\$2,721,209	3,717	2015	\$38,378
216 SYDNEY LN	Redington Shores	Single Family Home	\$2,679,515	4,646	2015	\$38,698
220 SYDNEY LN	Redington Shores	Single Family Home	\$2,611,149	3,460	2012	\$37,716
17838 LEE AVE	Redington Shores	Duplex-Triplex-Fourplex	\$2,600,000	2,724	1995	\$39,408
17810 LEE AVE	Redington Shores	Planned Unit Development	\$2,599,800	3,456	2008	\$45,282
18310 SUNSET BLVD	Redington Shores	Single Family Home	\$2,593,868	3,680	1977	\$39,111
311 FREMANTLE WAY	Redington Shores	Single Family Home	\$2,590,271	3,451	2021	\$36,484
307 FREMANTLE WAY	Redington Shores	Single Family Home	\$2,543,983	3,718	2015	\$36,276
17460 1ST ST E	Redington Shores	Single Family Home	\$2,531,849	2,390	1981	\$12,501
210 SYDNEY LN	Redington Shores	Single Family Home	\$2,481,267	4,373	2023	\$36,283
202 SYDNEY LN	Redington Shores	Single Family Home	\$2,473,792	3,528	2017	\$35,405
309 FREMANTLE WAY	Redington Shores	Single Family Home	\$2,460,755	3,292	2016	\$35,114
17748 LONG POINT DR	Redington Shores	Single Family Home	\$2,439,453	5,018	2019	\$36,217
109 FOREST HILLS DR	Redington Shores	Single Family Home	\$2,416,166	5,100	2022	\$36,949
212 SYDNEY LN	Redington Shores	Single Family Home	\$2,414,626	2,630	2012	\$35,479
208 SYDNEY LN	Redington Shores	Single Family Home	\$2,369,741	3,744	2009	\$34,061
17610 LEE AVE	Redington Shores	Single Family Home	\$2,358,315	2,128	2015	\$35,816
17606 LEE AVE	Redington Shores	Duplex-Triplex-Fourplex	\$2,350,000	5,580	1978	\$35,618

Address	City	Type	Market Value	Sq Ft	Year	Annual Tax
17742 LONG POINT DR	Redington Shores	Single Family Home	\$2,346,880	3,120	2003	\$34,307
18326 SUNSET BLVD	Redington Shores	Single Family Home	\$2,323,481	2,238	2014	\$35,075
18204 SUNSET BLVD	Redington Shores	Single Family Home	\$2,319,507	3,245	1952	\$34,930
17828 LEE AVE	Redington Shores	Duplex-Triplex-Fourplex	\$2,315,000	2,840	1949	\$35,088
120 182ND AVE E	Redington Shores	Single Family Home	\$2,240,423	2,624	2020	\$33,626
17425 GULF BLVD	Redington Shores	City Gov't - Non-residen	\$2,231,905	5,500	2000	\$35,815
17715 WALL CIR	Redington Shores	Single Family Home	\$2,228,055	3,377	2022	\$33,093
116 WALL ST	Redington Shores	Single Family Home	\$2,225,548	4,021	2012	\$33,662
851 180TH AVE E	Redington Shores	Single Family Home	\$2,222,895	3,104	2023	\$32,388
313 FREMANTLE WAY	Redington Shores	Single Family Home	\$2,206,891	3,077	2011	\$31,743
104 WALL ST	Redington Shores	Single Family Home	\$2,203,208	3,414	2021	\$31,545
17749 WALL CIR	Redington Shores	Single Family Home	\$2,196,841	3,252	2007	\$32,427
112 FOREST HILLS DR	Redington Shores	Single Family Home	\$2,196,263	4,029	2022	\$31,709
130 FOREST HILLS DR	Redington Shores	Single Family Home	\$2,179,400	3,605	2024	\$42,782
113 WIMBLEDON CT	Redington Shores	Single Family Home	\$2,175,239	3,817	2022	\$31,762
18200 SUNSET BLVD	Redington Shores	Single Family - more tha	\$2,169,771	2,356	1952	\$32,854
126 FOREST HILLS DR	Redington Shores	Single Family Home	\$2,144,256	3,601	2015	\$32,604
17730 GULF BLVD # 700	Redington Shores	Condominium	\$2,110,866	3,774	2015	\$40,145
17985 GULF BLVD	Redington Shores	General Office	\$2,110,400	9,522	1975	\$33,345
18328 SUNSET BLVD	Redington Shores	Single Family Home	\$2,109,388	2,256	2014	\$31,806
109 WIMBLEDON CT	Redington Shores	Single Family Home	\$2,096,900	4,137	2024	\$38,096
50 181ST AVE W	Redington Shores	Single Family Home	\$2,089,107	2,572	2020	\$28,854
131 FOREST HILLS DR	Redington Shores	Single Family Home	\$2,079,424	3,533	2024	\$32,103
303 FREMANTLE WAY	Redington Shores	Single Family Home	\$2,071,668	2,766	2013	\$30,077
503 180TH AVE E	Redington Shores	Single Family Home	\$2,057,700	3,092	2016	\$29,715

Address	City	Type	Market Value	Sq Ft	Year	Annual Tax
18324 SUNSET BLVD	Redington Shores	Vacant Commercial Land w	\$2,035,269			\$30,895
17830 LEE AVE	Redington Shores	Vacant Residential - lot	\$2,024,269			\$29,437
127 FOREST HILLS DR	Redington Shores	Single Family Home	\$2,008,210	4,026	2016	\$29,337
17836 LEE AVE	Redington Shores	Vacant Residential - lot	\$1,960,406			\$29,647
129 FOREST HILLS DR	Redington Shores	Single Family Home	\$1,956,083	4,255	2019	\$28,904
17715 LONG POINT DR	Redington Shores	Single Family Home	\$1,947,778	3,392	2004	\$28,683
18214 SUNSET BLVD	Redington Shores	Duplex-Triplex-Fourplex	\$1,933,648	3,551	1951	\$31,708
101 WIMBLEDON CT	Redington Shores	Single Family Home	\$1,925,204	4,011	2007	\$28,445
115 FOREST HILLS DR	Redington Shores	Single Family Home	\$1,923,787	4,337	2019	\$28,236
118 FOREST HILLS DR	Redington Shores	Single Family Home	\$1,900,909	4,316	2007	\$28,303
106 FOREST HILLS DR	Redington Shores	Single Family Home	\$1,899,285	3,924	2008	\$28,374
17850 LEE AVE	Redington Shores	Single Family Home	\$1,896,060	728	1951	\$28,696
17603 STERLING TER	Redington Shores	Single Family Home	\$1,893,569	3,338	2024	\$34,102
17717 GULF BLVD # 701	Redington Shores	Condominium	\$1,890,690	3,990	2007	\$22,311
17735 GULF BLVD # 703	Redington Shores	Condominium	\$1,884,774	3,990	2007	\$22,217
111 WIMBLEDON CT	Redington Shores	Single Family Home	\$1,880,420	3,660	2015	\$27,793
112 WIMBLEDON CT	Redington Shores	Single Family Home	\$1,869,839	4,011	2007	\$28,424
GULF BLVD	Redington Shores	Vacant Commercial Land w	\$1,858,058			\$29,245
125 FOREST HILLS DR	Redington Shores	Single Family Home	\$1,849,747	3,612	2017	\$27,358
17717 GULF BLVD # 703	Redington Shores	Condominium	\$1,842,274	3,990	2007	\$21,573
17735 GULF BLVD # 701	Redington Shores	Condominium	\$1,842,274	3,990	2007	\$21,573
17735 GULF BLVD # 702	Redington Shores	Condominium	\$1,834,779	3,990	2007	\$21,629
17608 LEE AVE	Redington Shores	Vacant Residential - lot	\$1,831,862			\$26,579
160 174TH TERRACE DR E	Redington Shores	Duplex-Triplex-Fourplex	\$1,800,000	4,788	2024	\$27,282
17620 LEE AVE	Redington Shores	Apartments (5-9 units)	\$1,800,000	3,354	1968	\$27,282

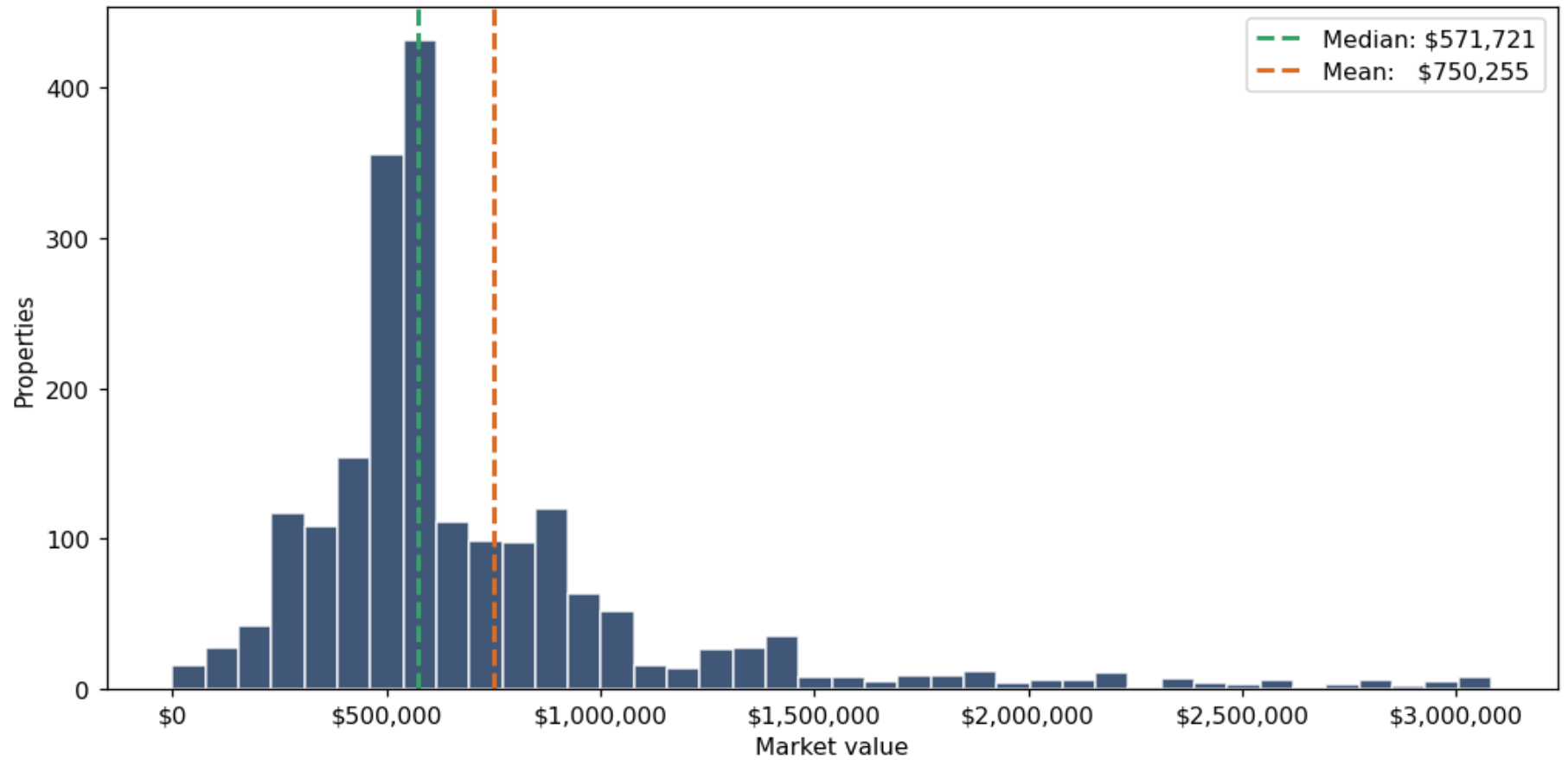
Address	City	Type	Market Value	Sq Ft	Year	Annual Tax
17717 GULF BLVD # 702	Redington Shores	Condominium	\$1,792,279	3,990	2007	\$20,985
114 WIMBLEDON CT	Redington Shores	Single Family Home	\$1,790,416	3,172	2007	\$25,918
107 FOREST HILLS DR	Redington Shores	Single Family Home	\$1,788,191	4,130	2018	\$26,387
17745 LONG POINT DR	Redington Shores	Single Family Home	\$1,765,708	5,484	1969	\$25,539
105 FOREST HILLS DR	Redington Shores	Single Family Home	\$1,757,219	2,641	2022	\$25,323
121 FOREST HILLS DR	Redington Shores	Single Family Home	\$1,750,674	3,660	2015	\$25,683
123 FOREST HILLS DR	Redington Shores	Single Family Home	\$1,749,180	3,625	2014	\$25,660
119 FOREST HILLS DR	Redington Shores	Single Family Home	\$1,733,199	3,996	2014	\$25,839
111 FOREST HILLS DR	Redington Shores	Single Family Home	\$1,732,035	3,693	2014	\$25,801
104 WIMBLEDON CT	Redington Shores	Single Family Home	\$1,728,823	4,011	2007	\$25,644
18205 GULF BLVD	Redington Shores	Apartments (5-9 units)	\$1,725,000	6,021	1972	\$26,524
128 FOREST HILLS DR	Redington Shores	Single Family Home	\$1,722,763	2,683	2010	\$24,632
114 FOREST HILLS DR	Redington Shores	Single Family Home	\$1,690,530	2,914	2017	\$24,641
117 WIMBLEDON CT	Redington Shores	Single Family Home	\$1,666,739	3,066	2015	\$24,514
133 FOREST HILLS DR	Redington Shores	Single Family Home	\$1,641,316	3,145	2015	\$24,438
GULF BLVD	Redington Shores	Vacant Commercial Land w	\$1,641,000			\$24,872
GULF BLVD	Redington Shores	Vacant Commercial Land w	\$1,631,906			\$25,501
425 180TH AVE E	Redington Shores	Single Family Home	\$1,610,952	2,750	2009	\$23,588
189 175TH TERRACE DR E	Redington Shores	Single Family Home	\$1,608,452	3,652	1998	\$23,606
105 WIMBLEDON CT	Redington Shores	Single Family Home	\$1,607,823	2,500	2015	\$23,413
110 WIMBLEDON CT	Redington Shores	Single Family Home	\$1,602,186	3,336	2011	\$23,924
17720 GULF BLVD # A802	Redington Shores	Condominium	\$1,591,328	1,845	2006	\$23,315
708 182ND AVE E	Redington Shores	Single Family Home	\$1,585,642	2,961	1986	\$23,262
117 FOREST HILLS DR	Redington Shores	Single Family Home	\$1,580,074	2,833	2016	\$23,228
17720 GULF BLVD # A704	Redington Shores	Condominium	\$1,552,518	1,820	2006	\$21,173

Address	City	Type	Market Value	Sq Ft	Year	Annual Tax
17622 LEE AVE	Redington Shores	Hotels and Motels (49 un	\$1,540,000	5,577	1967	\$24,099
214 176TH AVE E	Redington Shores	Single Family Home	\$1,532,021	2,585	2019	\$21,896
107 WIMBLEDON CT	Redington Shores	Single Family Home	\$1,511,498	2,981	2010	\$22,542
166 174TH TERRACE DR E	Redington Shores	Single Family Home	\$1,502,701	2,328	1987	\$22,024
17720 GULF BLVD # A602	Redington Shores	Condominium	\$1,494,893	1,845	2006	\$21,865
17855 GULF BLVD	Redington Shores	Restaurant, Cafeteria	\$1,490,000	9,976	1949	\$22,584
17720 GULF BLVD # A404	Redington Shores	Condominium	\$1,482,390	1,820	2006	\$21,728
18214 GULF BLVD	Redington Shores	City Gov't - Non-residen	\$1,465,185	476	1991	\$22,874
102 WIMBLEDON CT	Redington Shores	Single Family Home	\$1,456,729	3,124	2007	\$21,430
17720 GULF BLVD # A702	Redington Shores	Condominium	\$1,451,566	1,845	2006	\$20,363
140 174TH AVE E # 1	Redington Shores	Duplex-Triplex-Fourplex	\$1,450,000	4,788	2024	\$21,977
17688 GULF BLVD	Redington Shores	Apartments (5-9 units)	\$1,450,000	4,530	1962	\$23,341
17720 GULF BLVD # A601	Redington Shores	Condominium	\$1,444,809	1,820	2006	\$20,069
17720 GULF BLVD # A701	Redington Shores	Condominium	\$1,443,370	1,820	2006	\$20,027
17720 GULF BLVD # A504	Redington Shores	Condominium	\$1,441,999	1,820	2006	\$20,120
17720 GULF BLVD # A803	Redington Shores	Condominium	\$1,440,701	1,845	2006	\$20,294
17720 GULF BLVD # A603	Redington Shores	Condominium	\$1,440,158	1,845	2006	\$20,275
18131 GULF BLVD	Redington Shores	Store w/Office or Apartm	\$1,440,000	9,889	1957	\$22,205
17720 GULF BLVD # A501	Redington Shores	Condominium	\$1,437,749	1,820	2006	\$19,962
17720 GULF BLVD # A604	Redington Shores	Condominium	\$1,436,309	1,820	2006	\$20,069
201 180TH AVE E	Redington Shores	Single Family Home	\$1,435,602	2,410	2014	\$21,200
17720 GULF BLVD # A703	Redington Shores	Condominium	\$1,434,566	1,845	2006	\$20,105
17745 GULF BLVD # 401	Redington Shores	Condominium	\$1,433,281	3,020	2007	\$17,142
17720 GULF BLVD # A401	Redington Shores	Condominium	\$1,431,697	1,820	2006	\$19,865
17745 GULF BLVD # 603	Redington Shores	Condominium	\$1,428,824	3,020	2007	\$16,801

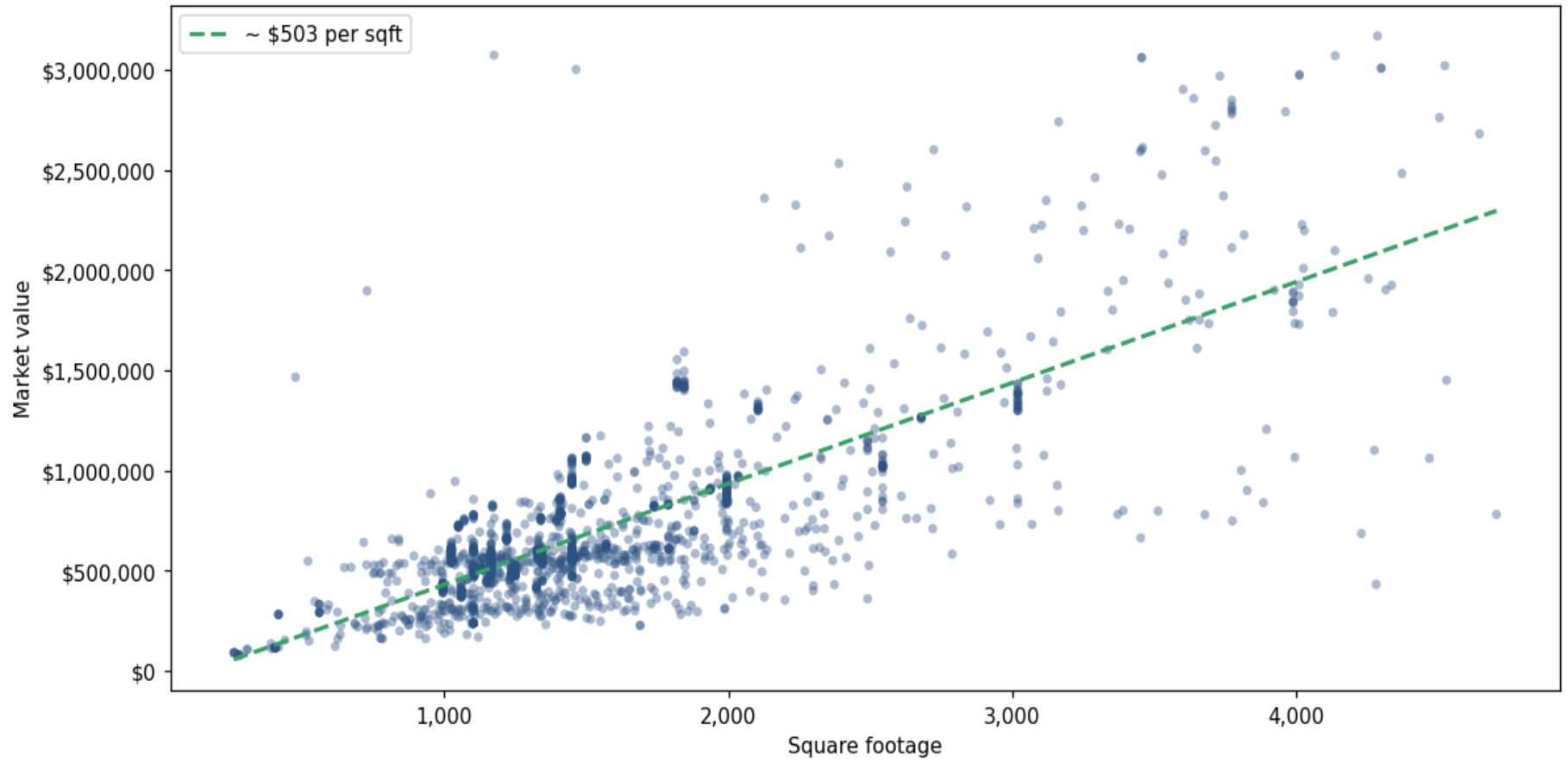
Address	City	Type	Market Value	Sq Ft	Year	Annual Tax
17720 GULF BLVD # A201	Redington Shores	Condominium	\$1,428,309	1,820	2006	\$19,771
103 WIMBLEDON CT	Redington Shores	Single Family Home	\$1,426,669	3,172	2007	\$21,003
17720 GULF BLVD # A402	Redington Shores	Condominium	\$1,422,616	1,845	2006	\$19,997
17720 GULF BLVD # A502	Redington Shores	Condominium	\$1,420,251	1,845	2006	\$19,909
17720 GULF BLVD # A503	Redington Shores	Condominium	\$1,420,251	1,845	2006	\$19,909
17720 GULF BLVD # A303	Redington Shores	Condominium	\$1,418,687	1,845	2006	\$19,969
17720 GULF BLVD # A204	Redington Shores	Condominium	\$1,415,559	1,820	2006	\$19,821
17720 GULF BLVD # A301	Redington Shores	Condominium	\$1,415,128	1,820	2006	\$19,639
17720 GULF BLVD # A304	Redington Shores	Condominium	\$1,415,128	1,820	2006	\$19,639
17720 GULF BLVD # A403	Redington Shores	Condominium	\$1,414,116	1,845	2006	\$19,871
17720 GULF BLVD # A202	Redington Shores	Condominium	\$1,411,529	1,845	2006	\$19,773
115 WIMBLEDON CT	Redington Shores	Single Family Home	\$1,406,118	2,500	2016	\$20,321
17720 GULF BLVD # A302	Redington Shores	Condominium	\$1,405,937	1,845	2006	\$19,712
17745 GULF BLVD # 501	Redington Shores	Condominium	\$1,401,514	3,020	2007	\$16,639
108 WIMBLEDON CT	Redington Shores	Single Family Home	\$1,401,099	2,136	2015	\$21,022
17720 GULF BLVD # A203	Redington Shores	Condominium	\$1,398,779	1,845	2006	\$19,576
17745 GULF BLVD # 601	Redington Shores	Condominium	\$1,398,221	3,020	2007	\$16,560
116 FOREST HILLS DR	Redington Shores	Single Family Home	\$1,395,304	3,123	2011	\$21,070
17745 GULF BLVD # 704	Redington Shores	Condominium	\$1,386,734	3,020	2007	\$16,165
17745 GULF BLVD # 702	Redington Shores	Condominium	\$1,382,386	3,020	2007	\$16,689
17745 GULF BLVD # 703	Redington Shores	Condominium	\$1,382,386	3,020	2007	\$16,377
17725 LONG POINT DR	Redington Shores	Single Family Home	\$1,381,124	2,057	2022	\$20,191
17745 GULF BLVD # 404	Redington Shores	Condominium	\$1,378,949	3,020	2007	\$16,310
17616 LEE AVE	Redington Shores	Vacant Residential - lot	\$1,377,801			\$20,883
17745 GULF BLVD # 204	Redington Shores	Condominium	\$1,376,453	3,020	2007	\$16,299

Address	City	Type	Market Value	Sq Ft	Year	Annual Tax
420 182ND AVE N	Redington Shores	Single Family Home	\$1,371,620	2,244	2003	\$20,171
17745 GULF BLVD # 502	Redington Shores	Condominium	\$1,360,582	3,020	2007	\$17,204
17960 GULF BLVD # 225	Redington Shores	Planned Unit Development	\$1,358,276	2,760	1990	\$22,546
18077 3RD ST	Redington Shores	Single Family Home	\$1,354,207	2,235	2024	\$16,932
17745 GULF BLVD # 604	Redington Shores	Condominium	\$1,349,805	3,020	2007	\$15,822
17745 GULF BLVD # 402	Redington Shores	Condominium	\$1,349,101	3,020	2007	\$15,934
17720 GULF BLVD # A705	Redington Shores	Condominium	\$1,342,248	2,105	2006	\$18,646
17745 GULF BLVD # 504	Redington Shores	Condominium	\$1,342,014	3,020	2007	\$15,733
106 WIMBLEDON CT	Redington Shores	Single Family Home	\$1,337,569	2,973	2016	\$19,575
175 175TH TERRACE DR	Redington Shores	Single Family Home	\$1,335,338	2,477	2016	\$19,910
41 181ST AVE W	Redington Shores	Single Family Home	\$1,332,053	1,930	2023	\$18,611
17745 GULF BLVD # 304	Redington Shores	Condominium	\$1,329,771	3,020	2007	\$15,588

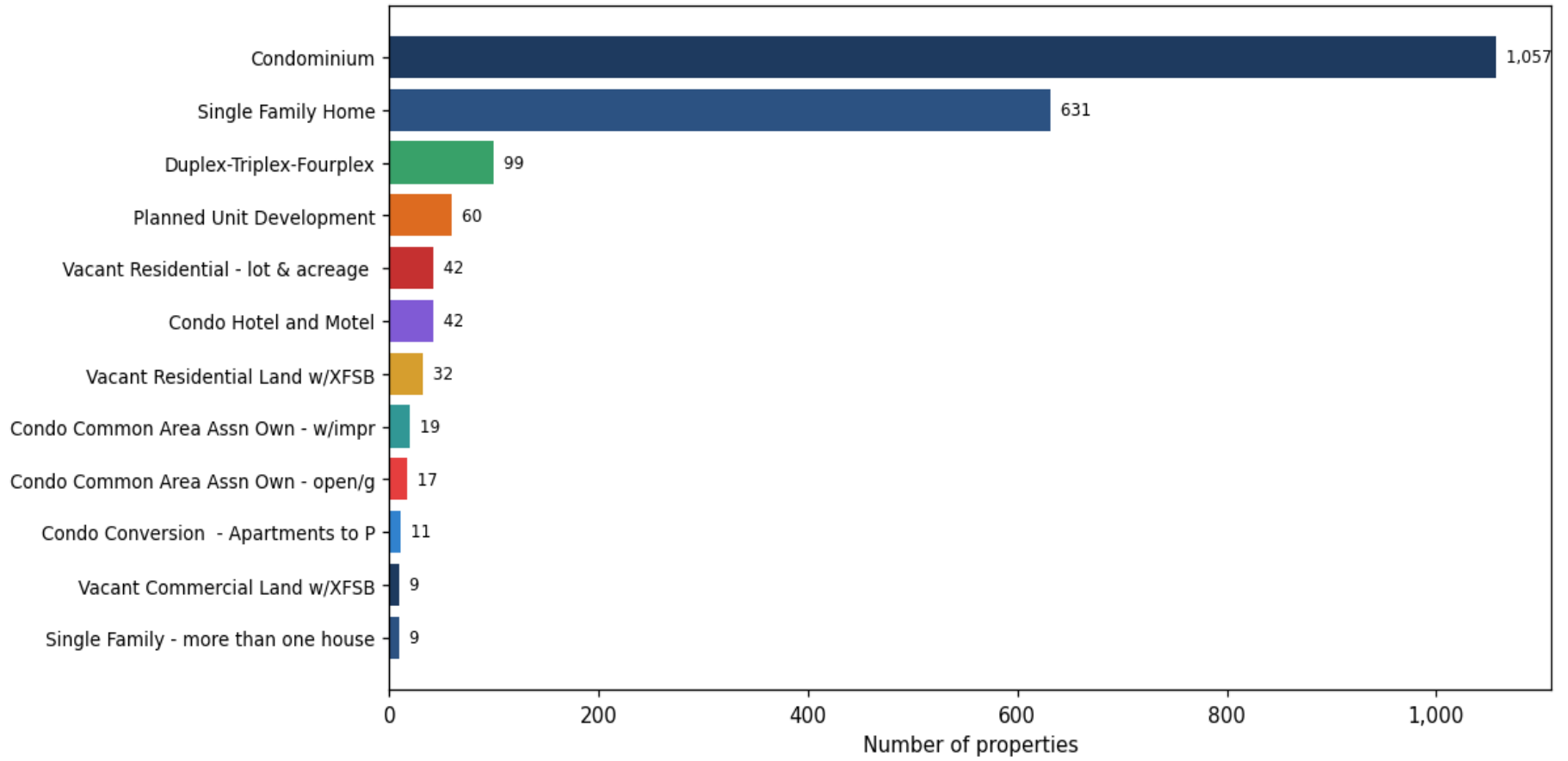
Market value distribution (n=2,058, top 1% trimmed for readability)



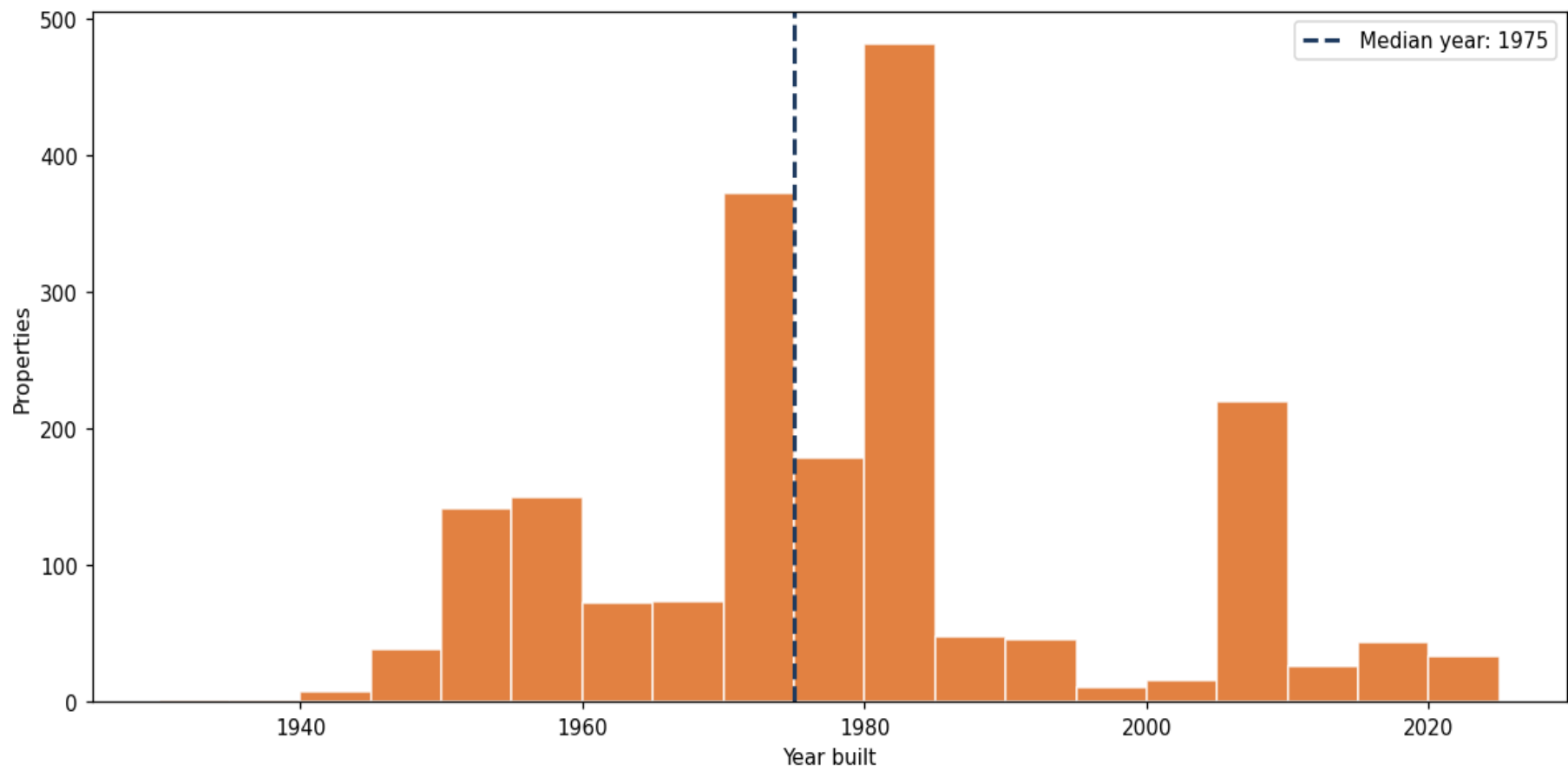
Building size vs. market value (n=1,908, outliers trimmed)



Top property types by count



Year built distribution (5-year buckets)



Market value vs. assessed value (gap = untaxed appreciation)

