

Pinellas Property Market Report

669 matching properties • May 30, 2026

Filters applied	Headline numbers
City: Redington Beach	Properties matched: 669
Property type: Single Family Home	Median market value: \$664,039
	Mean market value: \$1,082,541
	Min / Max: \$251,233 / \$9,502,887
	Mean square footage: 2,154

Top 200 properties by market value

Address	City	Type	Market Value	Sq Ft	Year	Annual Tax
15801 REDINGTON DR	Redington Beach	Single Family Home	—	3,217	1935	—
15718 GULF BLVD	Redington Beach	Single Family Home	\$9,502,887	6,582	2002	\$142,780
15920 GULF BLVD	Redington Beach	Single Family Home	\$8,952,331	4,662	2016	\$133,981
15802 GULF BLVD	Redington Beach	Single Family Home	\$8,340,639	8,487	2023	\$125,136
15912 GULF BLVD	Redington Beach	Single Family Home	\$8,284,165	6,530	2014	\$122,944
15530 GULF BLVD	Redington Beach	Single Family Home	\$7,802,301	6,630	1996	\$117,346
15812 GULF BLVD	Redington Beach	Single Family Home	\$7,585,133	6,273	2014	\$114,942
15700 GULF BLVD	Redington Beach	Single Family Home	\$6,918,409	5,593	2016	\$102,391
16008 GULF BLVD	Redington Beach	Single Family Home	\$6,716,384	5,454	2023	\$100,571
16012 GULF BLVD	Redington Beach	Single Family Home	\$6,692,172	5,375	1998	\$101,586
16124 GULF BLVD	Redington Beach	Single Family Home	\$6,670,952	8,303	2022	\$98,867
16254 GULF BLVD	Redington Beach	Single Family Home	\$6,400,892	4,245	2017	\$94,324
15908 GULF BLVD	Redington Beach	Single Family Home	\$6,189,748	5,615	2019	\$92,556

Address	City	Type	Market Value	Sq Ft	Year	Annual Tax
16106 GULF BLVD	Redington Beach	Single Family Home	\$6,104,246	6,107	1995	\$92,598
15900 GULF BLVD	Redington Beach	Single Family Home	\$6,075,705	4,602	1990	\$92,048
16232 GULF BLVD	Redington Beach	Single Family Home	\$5,854,951	4,494	2016	\$86,694
16030 GULF BLVD	Redington Beach	Single Family Home	\$5,826,674	4,145	1991	\$88,000
15742 GULF BLVD	Redington Beach	Single Family Home	\$5,641,388	5,692	1965	\$85,105
16010 GULF BLVD	Redington Beach	Single Family Home	\$5,528,460	5,566	1988	\$82,977
15600 GULF BLVD	Redington Beach	Single Family Home	\$5,076,406	3,776	1992	\$77,017
16240 GULF BLVD	Redington Beach	Single Family Home	\$4,917,852	3,246	1979	\$85,169
15712 GULF BLVD	Redington Beach	Single Family Home	\$4,806,603	5,110	2008	\$71,589
16206 GULF BLVD	Redington Beach	Single Family Home	\$4,637,981	3,762	2018	\$70,302
15560 GULF BLVD	Redington Beach	Single Family Home	\$4,517,436	4,195	2004	\$68,804
16248 GULF BLVD	Redington Beach	Single Family Home	\$4,393,483	5,616	1991	\$67,029
16250 GULF BLVD	Redington Beach	Single Family Home	\$4,365,747	5,216	1974	\$66,457
15652 GULF BLVD	Redington Beach	Single Family Home	\$4,356,500	4,362	2019	\$81,287
15678 GULF BLVD	Redington Beach	Single Family Home	\$4,336,935	6,400	1991	\$66,353
15564 GULF BLVD	Redington Beach	Single Family Home	\$4,256,779	4,357	1994	\$64,062
16365 REDINGTON DR	Redington Beach	Single Family Home	\$4,201,369	4,572	2014	\$48,424
16256 GULF BLVD	Redington Beach	Single Family Home	\$4,106,503	2,902	2001	\$62,128
15714 GULF BLVD	Redington Beach	Single Family Home	\$4,103,196	5,102	2008	\$62,640
16116 GULF BLVD	Redington Beach	Single Family Home	\$4,072,645	2,952	1955	\$62,011
16120 GULF BLVD	Redington Beach	Single Family Home	\$4,068,846	4,207	1950	\$62,031
16219 REDINGTON DR	Redington Beach	Single Family Home	\$4,021,172	5,019	2021	\$57,354
15612 GULF BLVD	Redington Beach	Single Family Home	\$3,994,968	3,920	2016	\$60,452
16000 GULF BLVD	Redington Beach	Single Family Home	\$3,984,047	4,389	1986	\$61,046
15510 GULF BLVD	Redington Beach	Single Family Home	\$3,918,589	3,839	2002	\$59,665

Address	City	Type	Market Value	Sq Ft	Year	Annual Tax
15540 GULF BLVD	Redington Beach	Single Family Home	\$3,784,708	4,075	1992	\$56,305
15632 GULF BLVD	Redington Beach	Single Family Home	\$3,723,735	4,005	1992	\$56,208
16252 GULF BLVD	Redington Beach	Single Family Home	\$3,708,250	2,313	1994	\$56,385
15630 GULF BLVD	Redington Beach	Single Family Home	\$3,700,006	3,872	1974	\$56,691
16200 GULF BLVD	Redington Beach	Single Family Home	\$3,509,291	5,374	1949	\$53,361
16112 GULF BLVD	Redington Beach	Single Family Home	\$3,470,140	6,376	1952	\$52,499
16498 REDINGTON DR	Redington Beach	Single Family Home	\$3,373,084	5,004	2010	\$49,832
15740 GULF BLVD	Redington Beach	Single Family Home	\$3,370,278	4,460	1938	\$51,246
16104 GULF BLVD	Redington Beach	Single Family Home	\$3,369,834	4,781	1965	\$51,336
15500 GULF BLVD	Redington Beach	Single Family Home	\$3,333,522	2,731	2002	\$50,681
16001 4TH ST E	Redington Beach	Single Family Home	\$3,302,649	4,963	2021	\$47,149
16100 GULF BLVD	Redington Beach	Single Family Home	\$3,288,056	3,079	1949	\$60,197
15640 GULF BLVD	Redington Beach	Single Family Home	\$3,280,825	4,975	1941	\$49,979
15810 GULF BLVD	Redington Beach	Single Family Home	\$3,250,889	3,355	1952	\$49,535
15805 REDINGTON DR	Redington Beach	Single Family Home	\$3,246,947	4,013	2021	\$42,855
15648 GULF BLVD	Redington Beach	Single Family Home	\$3,241,219	4,076	1935	\$49,288
16004 4TH ST E	Redington Beach	Single Family Home	\$3,145,287	4,022	2024	\$45,018
15713 REDINGTON DR	Redington Beach	Single Family Home	\$3,113,508	4,373	2019	\$45,599
15711 REDINGTON DR	Redington Beach	Single Family Home	\$2,958,535	4,503	2024	\$43,998
16119 6TH ST E	Redington Beach	Single Family Home	\$2,924,240	4,180	2020	\$42,483
15847 REDINGTON DR	Redington Beach	Single Family Home	\$2,876,689	3,447	2023	\$41,786
15520 GULF BLVD	Redington Beach	Single Family Home	\$2,871,168	4,570	1998	\$43,616
15607 REDINGTON DR	Redington Beach	Single Family Home	\$2,870,524	3,896	2023	\$41,829
15645 REDINGTON DR	Redington Beach	Single Family Home	\$2,866,797	2,901	2014	\$41,586
15606 GULF BLVD	Redington Beach	Single Family Home	\$2,845,255	4,722	1949	\$43,301

Address	City	Type	Market Value	Sq Ft	Year	Annual Tax
16319 REDINGTON DR	Redington Beach	Single Family Home	\$2,840,910	4,054	2008	\$42,560
15548 REDINGTON DR	Redington Beach	Single Family Home	\$2,831,276	3,928	1996	\$42,973
16008 5TH ST E	Redington Beach	Single Family Home	\$2,782,400	3,786	2020	\$40,889
16205 REDINGTON DR	Redington Beach	Single Family Home	\$2,700,450	4,147	2019	\$39,188
16486 REDINGTON DR	Redington Beach	Single Family Home	\$2,663,754	3,441	2023	\$39,942
16327 REDINGTON DR	Redington Beach	Single Family Home	\$2,658,924	3,511	2006	\$38,977
16117 5TH ST E	Redington Beach	Single Family Home	\$2,622,290	3,308	2016	\$38,275
16023 REDINGTON DR	Redington Beach	Single Family Home	\$2,539,491	3,631	2023	\$36,861
102 162ND AVE	Redington Beach	Single Family Home	\$2,491,275	5,179	2024	\$37,987
16363 REDINGTON DR	Redington Beach	Single Family Home	\$2,478,227	3,993	2003	\$36,881
15503 REDINGTON DR	Redington Beach	Single Family Home	\$2,457,309	3,431	2014	\$36,878
15910 GULF BLVD	Redington Beach	Single Family Home	\$2,420,801	2,626	1965	\$36,913
15566 GULF BLVD	Redington Beach	Single Family Home	\$2,407,927	3,899	1958	\$36,586
16011 4TH ST E	Redington Beach	Single Family Home	\$2,388,693	3,633	2005	\$34,795
16004 5TH ST E	Redington Beach	Single Family Home	\$2,371,968	3,963	2003	\$35,752
16484 REDINGTON DR	Redington Beach	Single Family Home	\$2,367,504	4,509	2005	\$35,413
15501 REDINGTON DR	Redington Beach	Single Family Home	\$2,333,778	2,990	2000	\$34,760
16361 REDINGTON DR	Redington Beach	Single Family Home	\$2,330,378	2,810	2023	\$33,350
16490 REDINGTON DR	Redington Beach	Single Family Home	\$2,288,172	3,944	2006	\$33,961
16005 4TH ST E	Redington Beach	Single Family Home	\$2,281,748	3,121	2010	\$33,591
16480 REDINGTON DR	Redington Beach	Single Family Home	\$2,259,298	3,768	2000	\$33,601
16014 5TH ST E	Redington Beach	Single Family Home	\$2,258,783	2,444	2018	\$32,445
15701 REDINGTON DR	Redington Beach	Single Family Home	\$2,252,743	3,301	2008	\$33,277
15841 REDINGTON DR	Redington Beach	Single Family Home	\$2,191,563	2,936	1993	\$32,054
16124 6TH ST E	Redington Beach	Single Family Home	\$2,187,835	4,171	1994	\$31,368

Address	City	Type	Market Value	Sq Ft	Year	Annual Tax
16115 6TH ST E	Redington Beach	Single Family Home	\$2,168,526	3,689	2007	\$31,976
16209 REDINGTON DR	Redington Beach	Single Family Home	\$2,143,552	3,170	2018	\$31,148
16025 REDINGTON DR	Redington Beach	Single Family Home	\$2,105,956	2,695	2023	\$30,775
16006 5TH ST E	Redington Beach	Single Family Home	\$2,050,332	3,332	2007	\$30,004
16488 REDINGTON DR	Redington Beach	Single Family Home	\$2,048,404	3,625	2014	\$30,399
15904 REDINGTON DR	Redington Beach	Single Family Home	\$2,023,849	2,376	2015	\$30,203
16035 REDINGTON DR	Redington Beach	Single Family Home	\$2,020,873	2,828	2011	\$30,545
15843 REDINGTON DR	Redington Beach	Single Family Home	\$1,972,828	2,728	1986	\$29,026
15546 REDINGTON DR	Redington Beach	Single Family Home	\$1,961,891	2,355	2014	\$28,558
16460 REDINGTON DR	Redington Beach	Single Family Home	\$1,948,676	2,726	2006	\$29,083
16047 REDINGTON DR	Redington Beach	Single Family Home	\$1,922,703	3,202	2022	\$27,499
16492 REDINGTON DR	Redington Beach	Single Family Home	\$1,829,467	2,932	2017	\$27,195
15829 REDINGTON DR	Redington Beach	Single Family Home	\$1,813,000	3,376	2024	\$33,024
15544 REDINGTON DR	Redington Beach	Single Family Home	\$1,798,714	2,686	1999	\$27,084
16462 REDINGTON DR	Redington Beach	Single Family Home	\$1,783,647	2,365	2019	\$26,626
16112 4TH ST E	Redington Beach	Single Family Home	\$1,750,000	3,467	2019	\$32,471
16470 REDINGTON DR	Redington Beach	Single Family Home	\$1,690,620	2,765	2001	\$25,196
15930 REDINGTON DR	Redington Beach	Single Family Home	\$1,673,267	2,750	2016	\$24,690
503 161ST AVE	Redington Beach	Single Family Home	\$1,639,668	2,812	2003	\$24,344
16109 4TH ST E	Redington Beach	Single Family Home	\$1,637,073	2,772	2012	\$24,282
16331 REDINGTON DR	Redington Beach	Single Family Home	\$1,569,719	2,321	1990	\$23,257
15529 REDINGTON DR	Redington Beach	Single Family Home	\$1,550,630	2,810	1986	\$22,934
16113 2ND ST E	Redington Beach	Single Family Home	\$1,504,225	3,732	2024	\$22,293
16101 5TH ST E	Redington Beach	Single Family Home	\$1,484,733	3,054	2005	\$22,848
16111 REDINGTON DR	Redington Beach	Single Family Home	\$1,475,995	2,392	2018	\$22,062

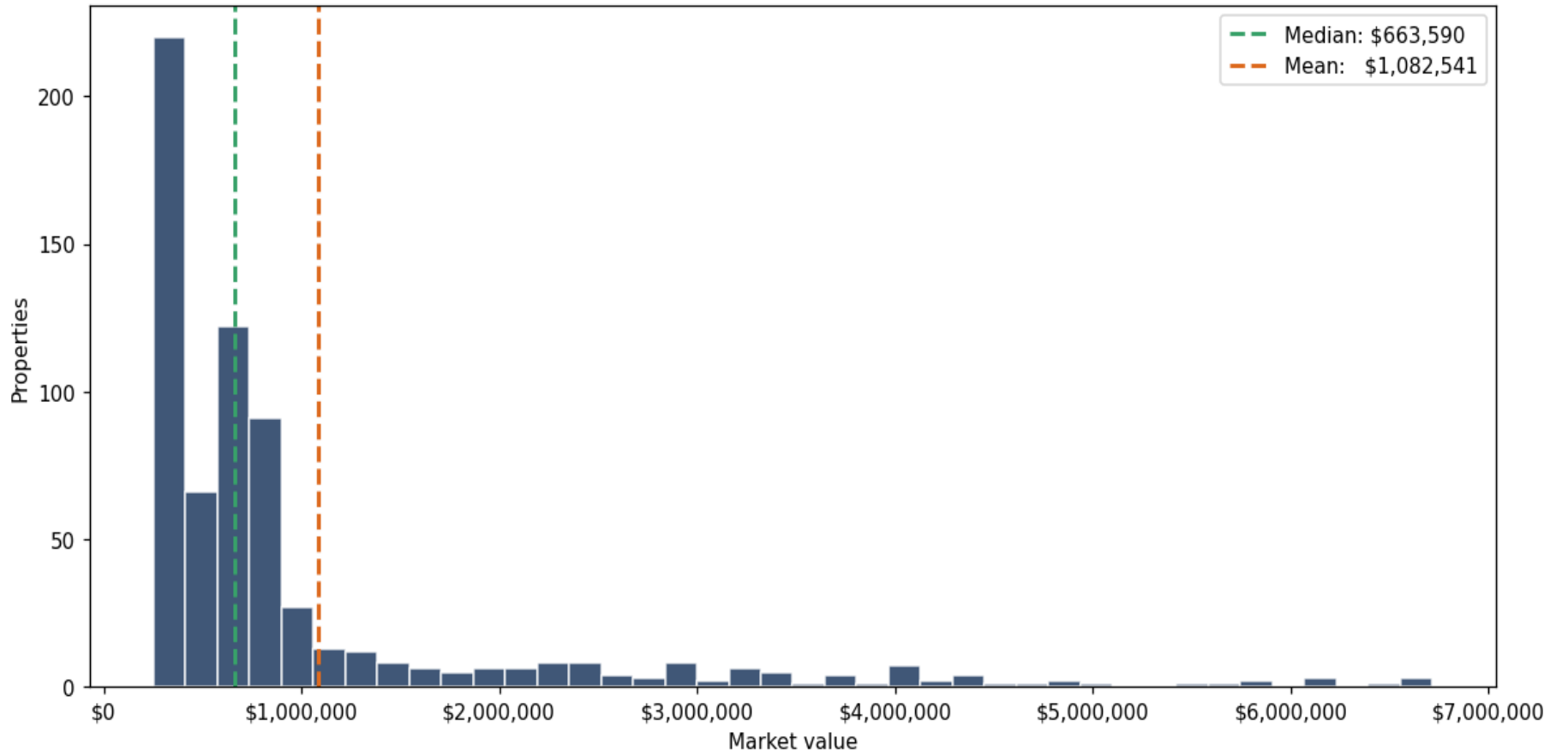
Address	City	Type	Market Value	Sq Ft	Year	Annual Tax
15808 REDINGTON DR	Redington Beach	Single Family Home	\$1,465,378	2,070	2022	\$21,248
15723 REDINGTON DR	Redington Beach	Single Family Home	\$1,436,643	648	1935	\$9,605
16210 3RD ST E	Redington Beach	Single Family Home	\$1,397,998	2,700	2024	\$20,361
16209 1ST ST E	Redington Beach	Single Family Home	\$1,392,431	2,831	1999	\$20,406
101 161ST AVE	Redington Beach	Single Family Home	\$1,386,505	3,072	2007	\$19,655
16466 REDINGTON DR	Redington Beach	Single Family Home	\$1,376,045	1,952	2000	\$20,581
16105 GULF BLVD	Redington Beach	Single Family Home	\$1,341,384	2,502	1988	\$18,602
16450 REDINGTON DR	Redington Beach	Single Family Home	\$1,340,213	1,793	1997	\$19,821
16012 4TH ST E	Redington Beach	Single Family Home	\$1,333,635	2,880	2000	\$19,805
16116 4TH ST E	Redington Beach	Single Family Home	\$1,330,102	2,866	2002	\$19,277
15965 REDINGTON DR	Redington Beach	Single Family Home	\$1,326,228	1,843	1984	\$19,625
16045 REDINGTON DR	Redington Beach	Single Family Home	\$1,321,071	1,649	2001	\$19,880
305 162ND AVE	Redington Beach	Single Family Home	\$1,274,896	2,048	2016	\$18,373
15535 REDINGTON DR	Redington Beach	Single Family Home	\$1,271,290	3,923	1939	\$18,468
16033 GULF BLVD	Redington Beach	Single Family Home	\$1,265,279	2,902	2005	\$18,139
15605 REDINGTON DR	Redington Beach	Single Family Home	\$1,233,158	6,148	1980	\$18,191
15961 REDINGTON DR	Redington Beach	Single Family Home	\$1,229,871	2,224	2008	\$18,366
16454 REDINGTON DR	Redington Beach	Single Family Home	\$1,212,667	2,377	1985	\$17,767
15715 GULF BLVD	Redington Beach	Single Family Home	\$1,206,766	2,262	2007	\$17,188
16009 GULF BLVD	Redington Beach	Single Family Home	\$1,203,096	2,522	1981	\$16,163
15504 1ST ST E	Redington Beach	Single Family Home	\$1,199,064	3,036	2012	\$17,827
16316 2ND ST E	Redington Beach	Single Family Home	\$1,195,036	2,357	2017	\$17,767
15539 REDINGTON DR	Redington Beach	Single Family Home	\$1,189,802	4,597	1976	\$17,389
16464 REDINGTON DR	Redington Beach	Single Family Home	\$1,175,739	1,836	2002	\$17,420
510 161ST AVE	Redington Beach	Single Family Home	\$1,169,459	2,278	2005	\$17,055

Address	City	Type	Market Value	Sq Ft	Year	Annual Tax
15845 REDINGTON DR	Redington Beach	Single Family Home	\$1,137,629	3,132	1956	\$16,539
3 163RD AVE	Redington Beach	Single Family Home	\$1,119,588	2,745	1996	\$16,082
15811 GULF BLVD	Redington Beach	Single Family Home	\$1,096,085	2,760	1991	\$15,386
15825 REDINGTON DR	Redington Beach	Single Family Home	\$1,076,161	3,982	1960	\$15,731
16134 4TH ST E	Redington Beach	Single Family Home	\$1,059,391	1,798	1992	\$15,730
16132 4TH ST E	Redington Beach	Single Family Home	\$1,059,001	1,775	1993	\$14,935
15561 REDINGTON DR	Redington Beach	Single Family Home	\$1,057,040	3,786	1938	\$15,356
16478 REDINGTON DR	Redington Beach	Single Family Home	\$1,056,201	2,408	1952	\$15,366
15515 REDINGTON DR	Redington Beach	Single Family Home	\$1,052,485	2,721	1952	\$16,015
15517 GULF BLVD	Redington Beach	Single Family Home	\$1,030,340	1,969	1998	\$14,956
15537 REDINGTON DR	Redington Beach	Single Family Home	\$1,020,496	1,800	1976	\$14,899
16009 5TH ST E	Redington Beach	Single Family Home	\$1,015,179	1,669	1955	\$14,352
15916 REDINGTON DR	Redington Beach	Single Family Home	\$1,008,097	2,870	1949	\$14,715
15511 REDINGTON DR	Redington Beach	Single Family Home	\$1,008,089	2,036	1961	\$14,679
15601 REDINGTON DR	Redington Beach	Single Family Home	\$997,237	1,511	1951	\$14,521
519 161ST AVE	Redington Beach	Single Family Home	\$995,245	3,967	1973	\$13,856
16123 6TH ST E	Redington Beach	Single Family Home	\$978,765	3,973	1971	\$13,715
15524 REDINGTON DR	Redington Beach	Single Family Home	\$966,439	1,798	1950	\$14,062
15541 REDINGTON DR	Redington Beach	Single Family Home	\$963,382	1,824	1973	\$14,024
515 161ST AVE	Redington Beach	Single Family Home	\$962,100	3,498	1959	\$13,568
16210 REDINGTON DR	Redington Beach	Single Family Home	\$961,910	1,695	2018	\$14,229
16117 4TH ST E	Redington Beach	Single Family Home	\$945,673	2,620	1958	\$13,269
15512 REDINGTON DR	Redington Beach	Single Family Home	\$938,467	3,484	1951	\$13,621
15928 REDINGTON DR	Redington Beach	Single Family Home	\$934,021	1,934	1950	\$13,591
15819 REDINGTON DR	Redington Beach	Single Family Home	\$933,241	1,750	1987	\$13,549

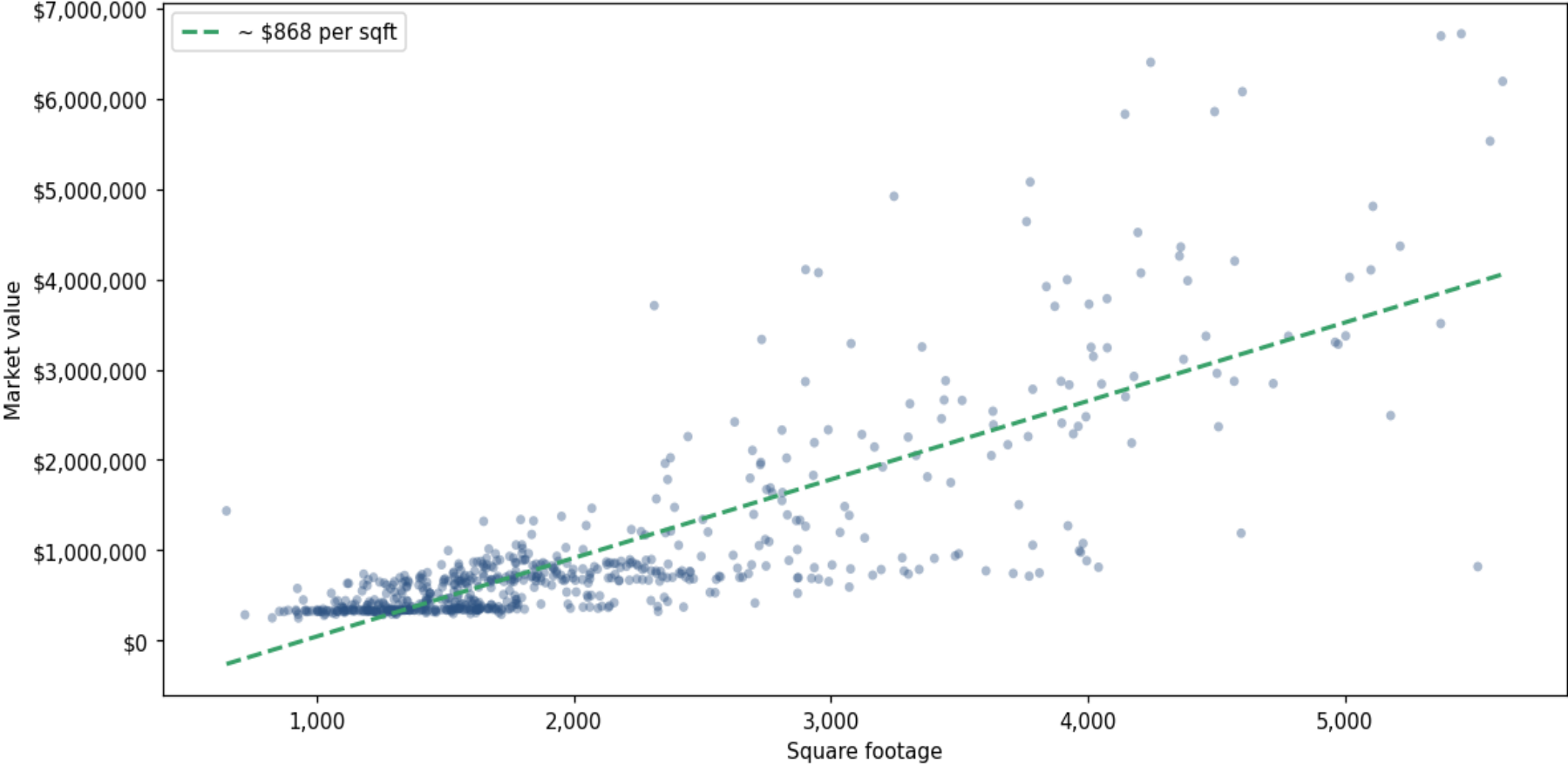
Address	City	Type	Market Value	Sq Ft	Year	Annual Tax
15912 2ND ST E	Redington Beach	Single Family Home	\$933,083	2,496	2019	\$13,917
517 161ST AVE	Redington Beach	Single Family Home	\$917,922	3,278	1970	\$13,838
15810 REDINGTON DR	Redington Beach	Single Family Home	\$915,746	1,765	1986	\$13,356
15508 REDINGTON DR	Redington Beach	Single Family Home	\$910,829	1,660	1938	\$13,294
16221 REDINGTON DR	Redington Beach	Single Family Home	\$910,239	3,403	1972	\$13,201
16003 5TH ST E	Redington Beach	Single Family Home	\$899,113	2,302	1958	\$12,580
15501 GULF BLVD	Redington Beach	Single Family Home	\$898,890	1,812	2002	\$12,215
16003 4TH ST E	Redington Beach	Single Family Home	\$896,111	2,218	1971	\$12,472
15514 REDINGTON DR	Redington Beach	Single Family Home	\$894,374	1,712	1940	\$13,146
15849 REDINGTON DR	Redington Beach	Single Family Home	\$894,047	1,809	1959	\$13,002
16001 5TH ST E	Redington Beach	Single Family Home	\$891,731	1,800	1955	\$12,460
15707 REDINGTON DR	Redington Beach	Single Family Home	\$889,482	2,281	1968	\$12,927
15531 REDINGTON DR	Redington Beach	Single Family Home	\$887,868	2,837	1949	\$12,904
16118 6TH ST E	Redington Beach	Single Family Home	\$884,656	3,996	1959	\$12,305
16115 REDINGTON DR	Redington Beach	Single Family Home	\$884,341	1,700	1968	\$12,861
16122 6TH ST E	Redington Beach	Single Family Home	\$879,534	1,940	1971	\$12,299
16111 3RD ST E	Redington Beach	Single Family Home	\$878,519	2,184	2002	\$12,991
15804 2ND ST E	Redington Beach	Single Family Home	\$878,132	1,639	2016	\$12,784
205 162ND AVE	Redington Beach	Single Family Home	\$873,062	1,624	2017	\$12,961
15821 REDINGTON DR	Redington Beach	Single Family Home	\$870,946	2,127	1982	\$12,750
16472 REDINGTON DR	Redington Beach	Single Family Home	\$868,553	1,609	1952	\$12,685
15705 REDINGTON DR	Redington Beach	Single Family Home	\$868,171	2,227	1973	\$12,621
16115 5TH ST E	Redington Beach	Single Family Home	\$863,676	1,776	1968	\$12,038
15657 REDINGTON DR	Redington Beach	Single Family Home	\$863,264	1,880	1988	\$12,570
16109 3RD ST E	Redington Beach	Single Family Home	\$862,547	1,772	2018	\$13,095

Address	City	Type	Market Value	Sq Ft	Year	Annual Tax
16496 REDINGTON DR	Redington Beach	Single Family Home	\$862,192	2,139	1967	\$19,162
16027 REDINGTON DR	Redington Beach	Single Family Home	\$857,465	1,973	1945	\$12,472
16115 4TH ST E	Redington Beach	Single Family Home	\$857,286	2,218	1959	\$15,993
15913 GULF BLVD	Redington Beach	Single Family Home	\$856,375	2,162	1982	\$11,108
16007 6TH ST E	Redington Beach	Single Family Home	\$854,314	2,154	1966	\$11,966
15665 REDINGTON DR	Redington Beach	Single Family Home	\$850,753	1,552	1987	\$12,466
25 160TH AVE	Redington Beach	Single Family Home	\$848,445	1,853	2002	\$12,491
15855 REDINGTON DR	Redington Beach	Single Family Home	\$847,274	2,243	1957	\$12,311
15521 REDINGTON DR	Redington Beach	Single Family Home	\$846,770	2,367	1959	\$12,330
16231 REDINGTON DR	Redington Beach	Single Family Home	\$845,812	1,646	1953	\$12,865
15523 REDINGTON DR	Redington Beach	Single Family Home	\$844,393	1,890	1959	\$12,278
16318 2ND ST E	Redington Beach	Single Family Home	\$842,345	1,871	1958	\$12,012

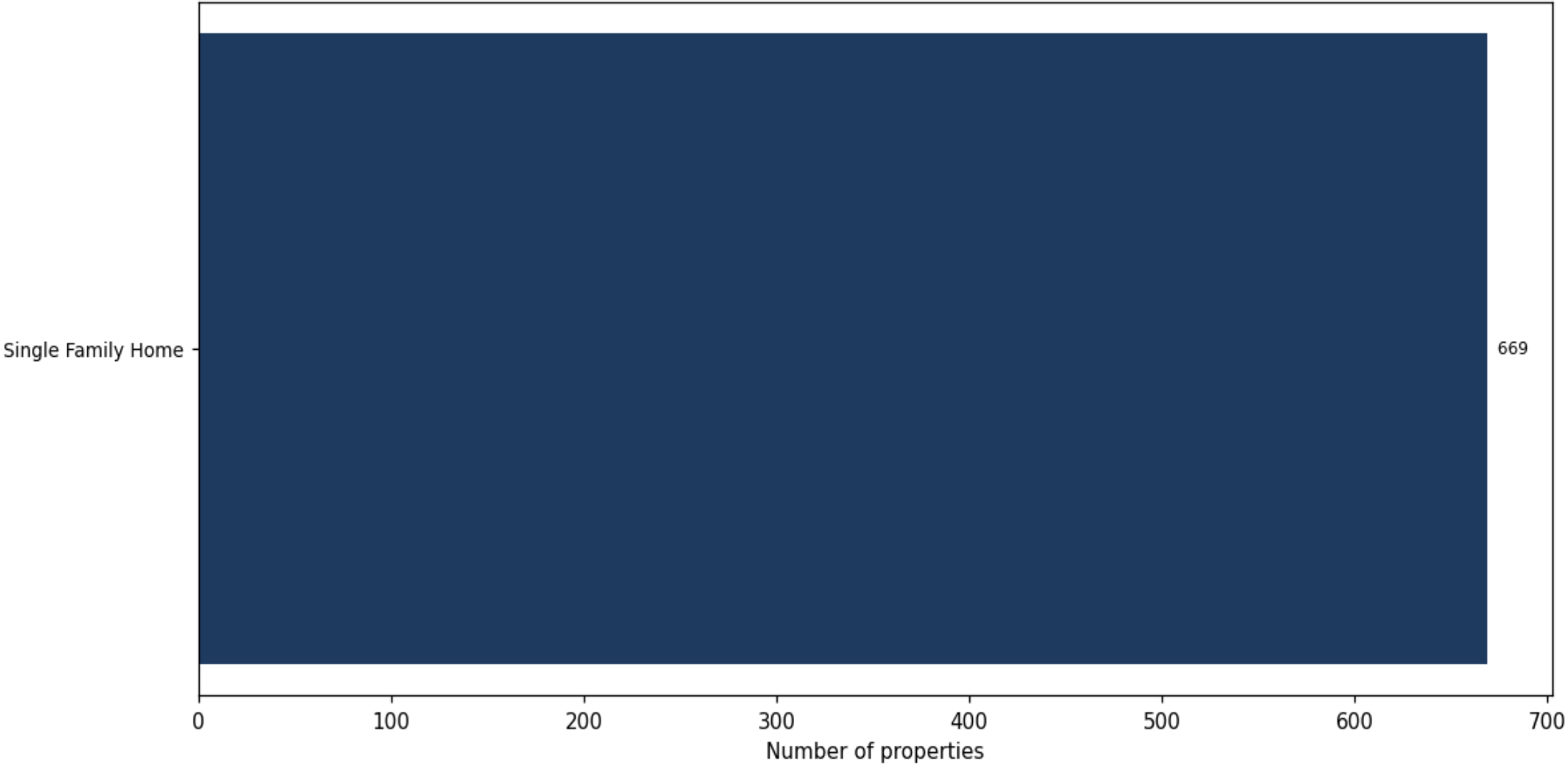
Market value distribution (n=668, top 1% trimmed for readability)



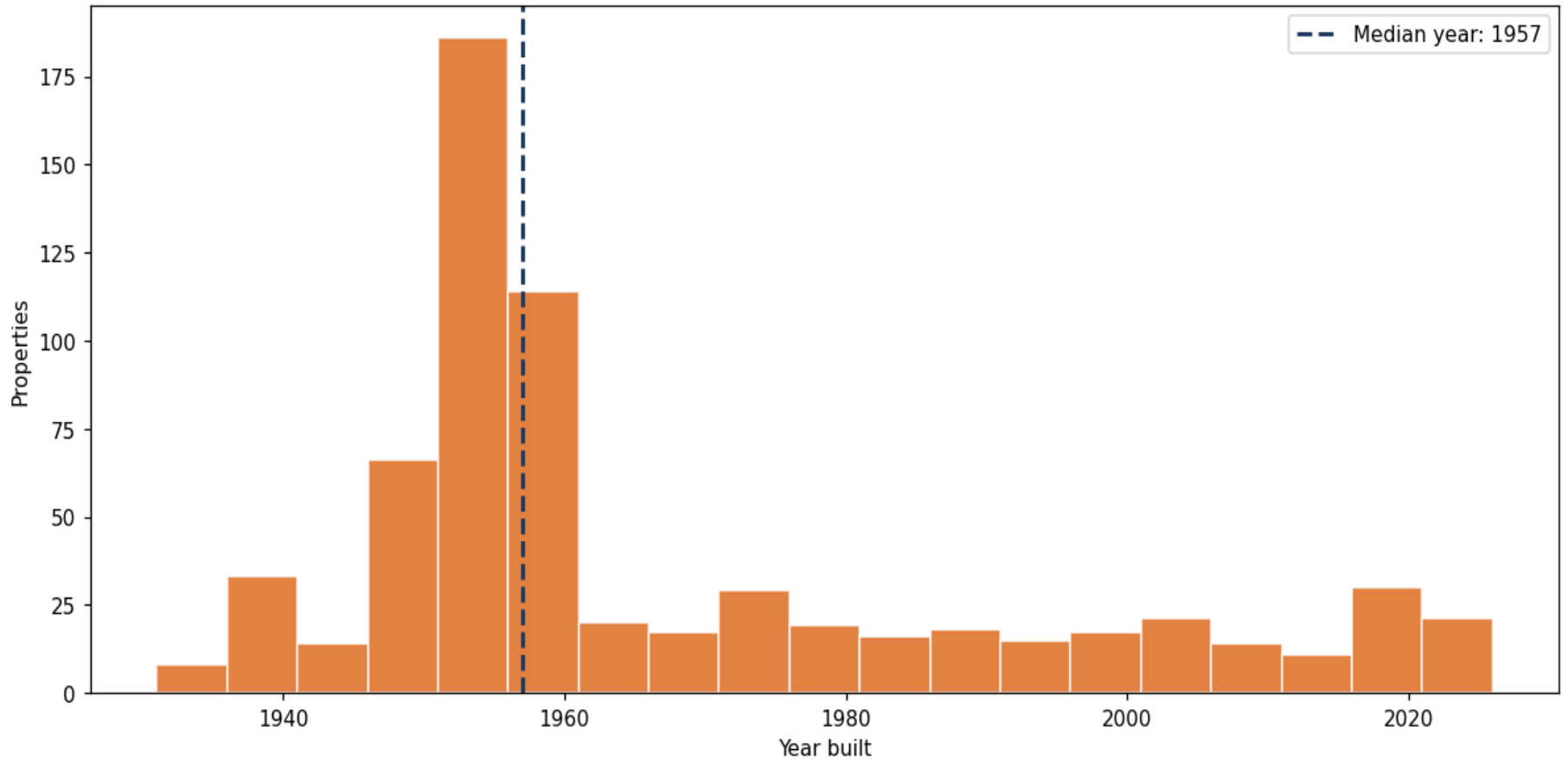
Building size vs. market value (n=654, outliers trimmed)



Top property types by count



Year built distribution (5-year buckets)



Market value vs. assessed value (gap = untaxed appreciation)

