

Pinellas Property Market Report

22 matching properties • May 30, 2026

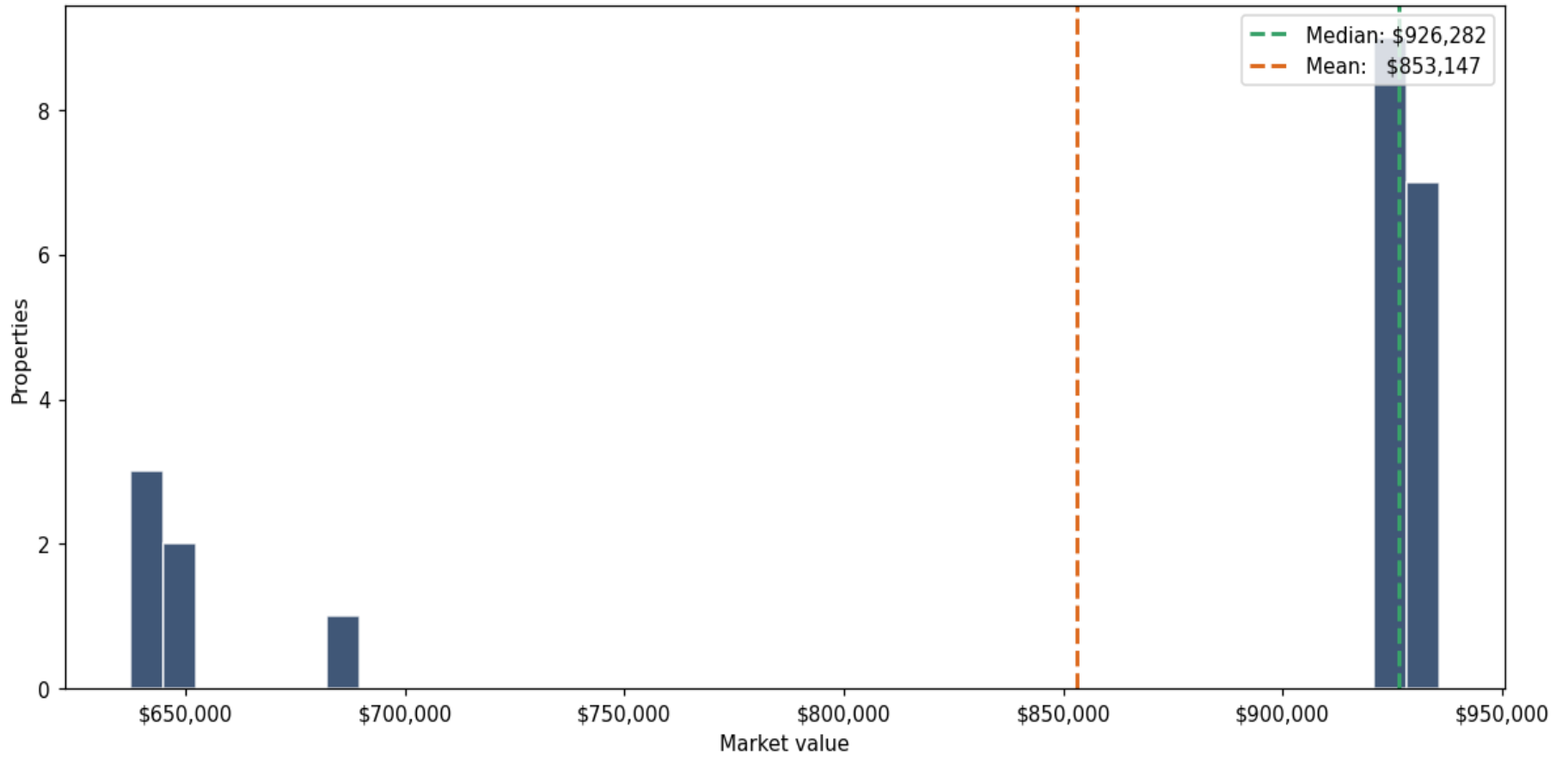
Filters applied	Headline numbers
City: Redington Beach	Properties matched: 22
Property type: Planned Unit Development	Median market value: \$926,282
	Mean market value: \$853,147
	Min / Max: \$637,343 / \$935,662
	Mean square footage: 2,434

Top 22 properties by market value

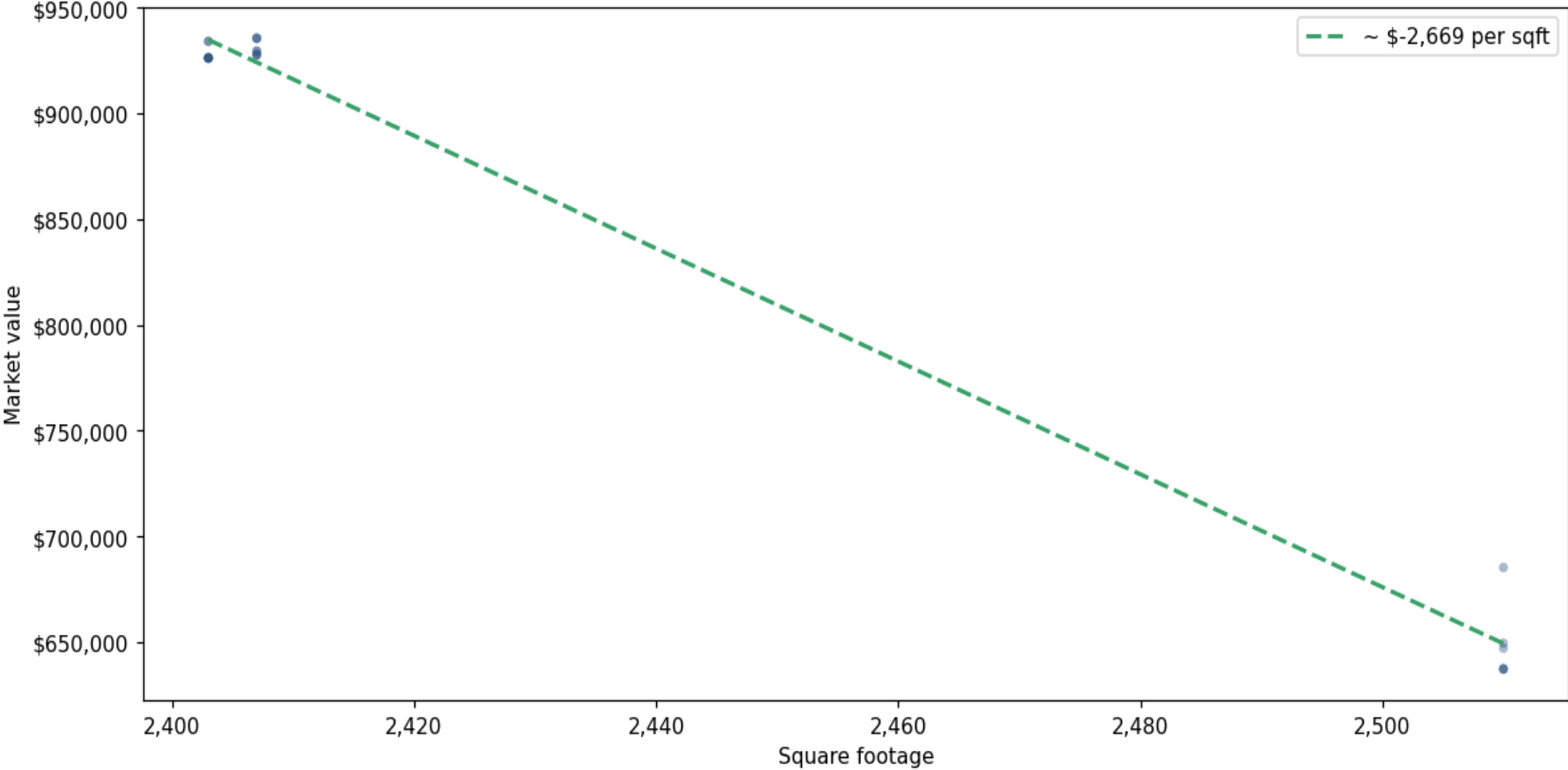
Address	City	Type	Market Value	Sq Ft	Year	Annual Tax
16308 1ST ST E	Redington Beach	Planned Unit Development	\$935,662	2,407	2018	\$14,636
16310 1ST ST E	Redington Beach	Planned Unit Development	\$935,662	2,407	2018	\$14,636
16305 GULF BLVD	Redington Beach	Planned Unit Development	\$935,564	2,407	2017	\$14,657
16306 1ST ST E	Redington Beach	Planned Unit Development	\$934,154	2,403	2018	\$14,613
16304 1ST ST E	Redington Beach	Planned Unit Development	\$934,154	2,403	2018	\$14,613
16315 GULF BLVD	Redington Beach	Planned Unit Development	\$929,504	2,407	2016	\$16,451
16317 GULF BLVD	Redington Beach	Planned Unit Development	\$929,504	2,407	2016	\$16,451
16303 GULF BLVD	Redington Beach	Planned Unit Development	\$927,778	2,407	2017	\$14,533
16314 1ST ST E	Redington Beach	Planned Unit Development	\$927,778	2,407	2017	\$14,533
16312 1ST ST E	Redington Beach	Planned Unit Development	\$927,778	2,407	2017	\$14,533
16316 1ST ST E	Redington Beach	Planned Unit Development	\$926,282	2,403	2017	\$14,510
16309 GULF BLVD	Redington Beach	Planned Unit Development	\$926,282	2,403	2017	\$14,510
16313 GULF BLVD	Redington Beach	Planned Unit Development	\$926,282	2,403	2017	\$14,510

Address	City	Type	Market Value	Sq Ft	Year	Annual Tax
16307 GULF BLVD	Redington Beach	Planned Unit Development	\$926,282	2,403	2017	\$14,510
16311 GULF BLVD	Redington Beach	Planned Unit Development	\$926,282	2,403	2017	\$14,510
16318 1ST ST E	Redington Beach	Planned Unit Development	\$926,282	2,403	2017	\$14,510
120 164TH AVE	Redington Beach	Planned Unit Development	\$685,301	2,510	2006	\$9,295
160 164TH AVE	Redington Beach	Planned Unit Development	\$649,510	2,510	2006	\$8,799
110 164TH AVE	Redington Beach	Planned Unit Development	\$647,164	2,510	2006	\$8,760
130 164TH AVE	Redington Beach	Planned Unit Development	\$637,343	2,510	2006	\$8,630
140 164TH AVE	Redington Beach	Planned Unit Development	\$637,343	2,510	2006	\$8,630
150 164TH AVE	Redington Beach	Planned Unit Development	\$637,343	2,510	2006	\$8,630

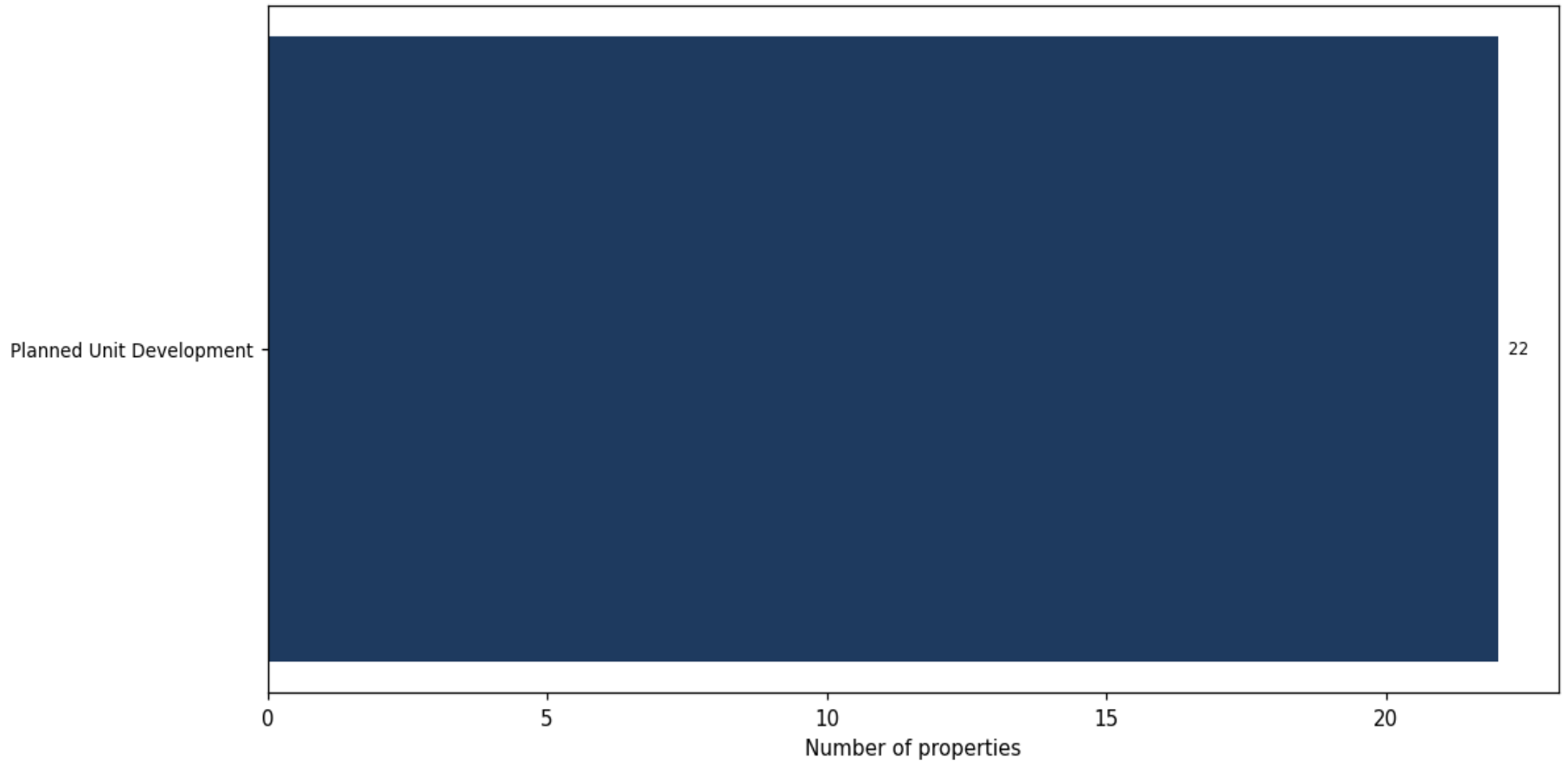
Market value distribution (n=22, top 1% trimmed for readability)



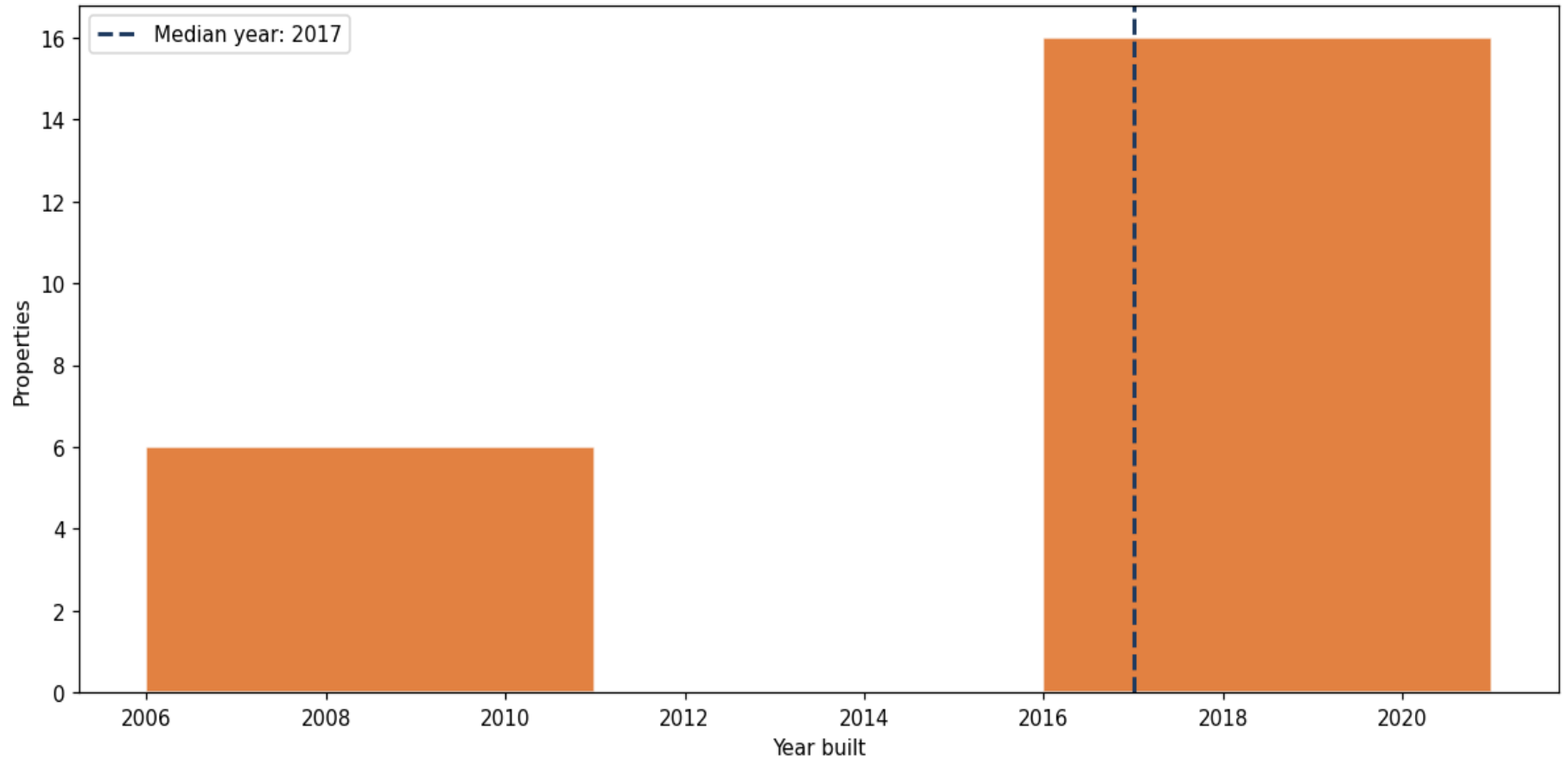
Building size vs. market value (n=22, outliers trimmed)



Top property types by count



Year built distribution (5-year buckets)



Market value vs. assessed value (gap = untaxed appreciation)

