

Pinellas Property Market Report

35 matching properties • May 31, 2026

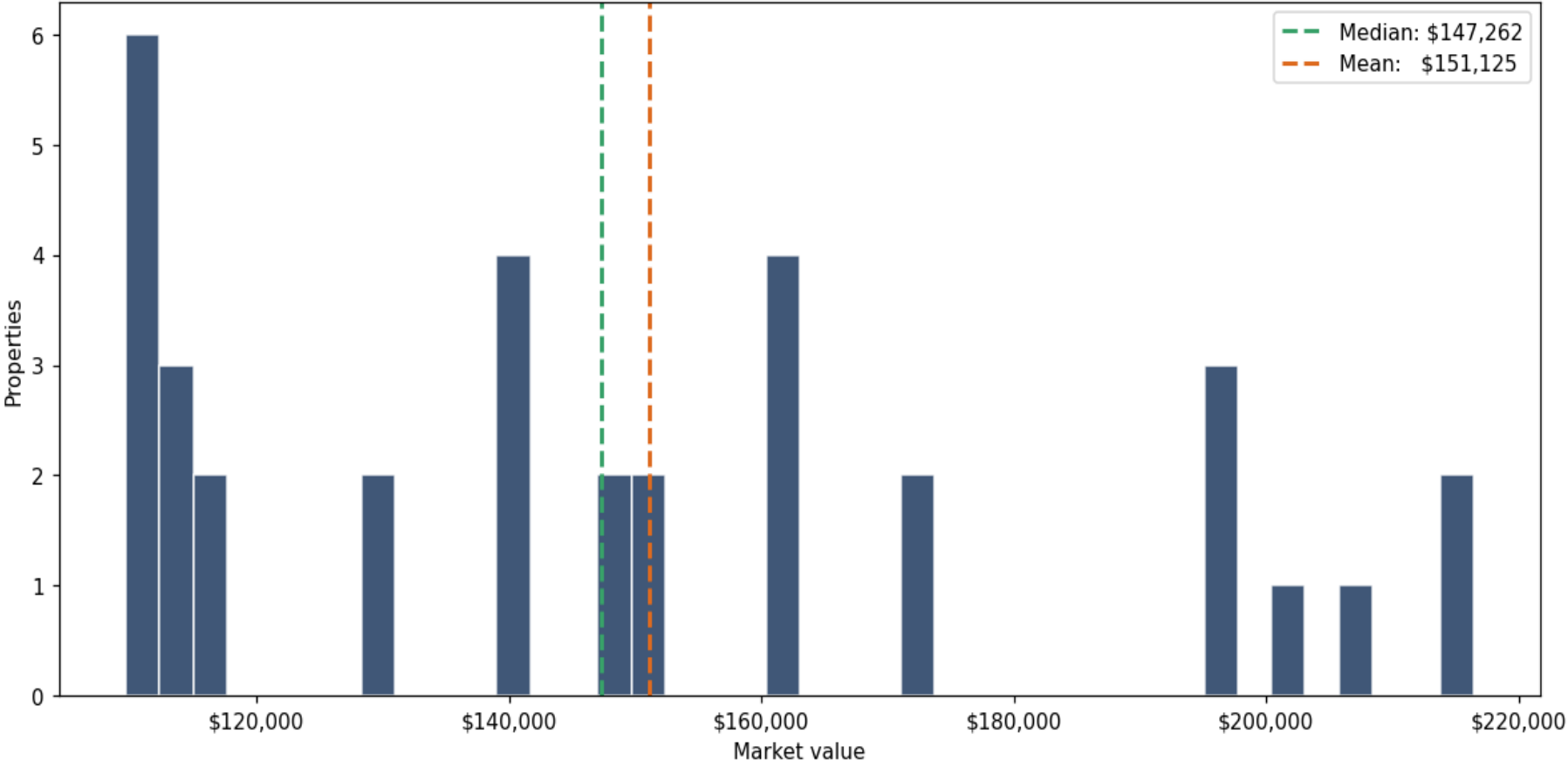
Filters applied	Headline numbers
City: Redington Beach	Properties matched: 35
Property type: Condo Hotel and Motel	Median market value: \$147,262
	Mean market value: \$151,125
	Min / Max: \$109,650 / \$222,296
	Mean square footage: 368

Top 35 properties by market value

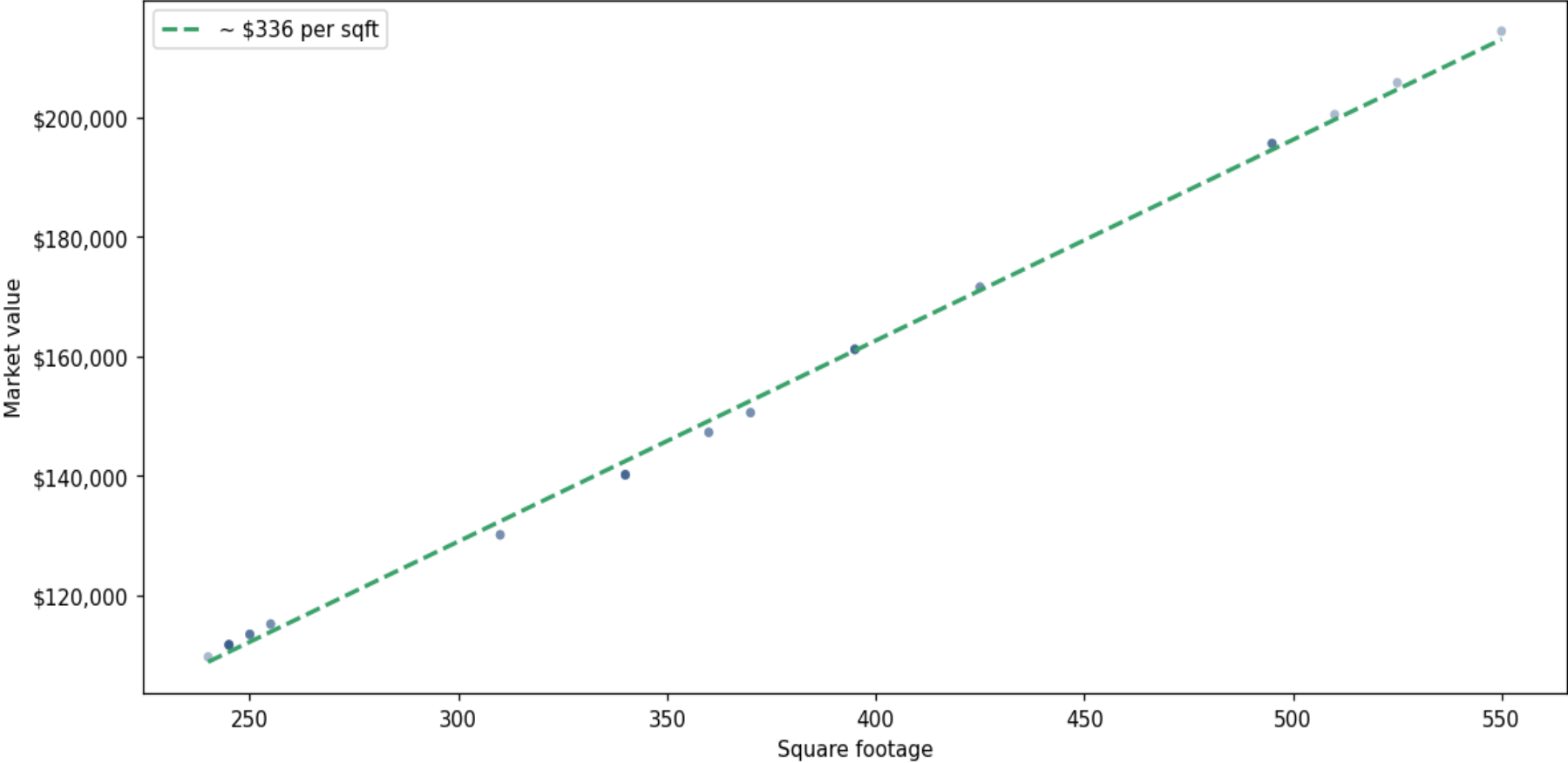
Address	City	Type	Market Value	Sq Ft	Year	Annual Tax
16333 GULF BLVD # 216	Redington Beach	Condo Hotel and Motel	\$222,296	660	1950	\$4,437
16333 GULF BLVD # 118	Redington Beach	Condo Hotel and Motel	\$216,416	555	1950	\$3,731
16333 GULF BLVD # 201	Redington Beach	Condo Hotel and Motel	\$214,466	550	1950	\$3,697
16333 GULF BLVD # 217	Redington Beach	Condo Hotel and Motel	\$205,833	525	1950	\$3,529
16333 GULF BLVD # 107	Redington Beach	Condo Hotel and Motel	\$200,494	510	1950	\$3,428
16333 GULF BLVD # 116	Redington Beach	Condo Hotel and Motel	\$195,649	495	1950	\$3,327
16333 GULF BLVD # 117	Redington Beach	Condo Hotel and Motel	\$195,649	495	1950	\$3,327
16333 GULF BLVD # 110	Redington Beach	Condo Hotel and Motel	\$195,649	495	1950	\$3,327
16333 GULF BLVD # 215	Redington Beach	Condo Hotel and Motel	\$171,594	425	1950	\$2,857
16333 GULF BLVD # 101	Redington Beach	Condo Hotel and Motel	\$171,594	425	1950	\$2,857
16333 GULF BLVD # 112	Redington Beach	Condo Hotel and Motel	\$161,160	395	1950	\$2,655
16333 GULF BLVD # 211	Redington Beach	Condo Hotel and Motel	\$161,160	395	1950	\$2,655
16333 GULF BLVD # 212	Redington Beach	Condo Hotel and Motel	\$161,160	395	1950	\$2,655

Address	City	Type	Market Value	Sq Ft	Year	Annual Tax
16333 GULF BLVD # 111	Redington Beach	Condo Hotel and Motel	\$161,160	395	1950	\$2,655
16333 GULF BLVD # 202	Redington Beach	Condo Hotel and Motel	\$150,566	370	1950	\$2,487
16333 GULF BLVD # 102	Redington Beach	Condo Hotel and Motel	\$150,566	370	1950	\$2,487
16333 GULF BLVD # 108	Redington Beach	Condo Hotel and Motel	\$147,262	360	1950	\$2,420
16333 GULF BLVD # 209	Redington Beach	Condo Hotel and Motel	\$147,262	360	1950	\$2,420
16333 GULF BLVD # 105	Redington Beach	Condo Hotel and Motel	\$140,165	340	1950	\$2,286
16333 GULF BLVD # 205	Redington Beach	Condo Hotel and Motel	\$140,165	340	1950	\$2,286
16333 GULF BLVD # 106	Redington Beach	Condo Hotel and Motel	\$140,165	340	1950	\$2,286
16333 GULF BLVD # 206	Redington Beach	Condo Hotel and Motel	\$140,165	340	1950	\$2,286
16333 GULF BLVD # 210	Redington Beach	Condo Hotel and Motel	\$130,104	310	1950	\$2,084
16333 GULF BLVD # 109	Redington Beach	Condo Hotel and Motel	\$130,104	310	1950	\$2,084
16333 GULF BLVD # 213	Redington Beach	Condo Hotel and Motel	\$115,149	255	1950	\$1,714
16333 GULF BLVD # 113	Redington Beach	Condo Hotel and Motel	\$115,149	255	1950	\$1,714
16333 GULF BLVD # 208	Redington Beach	Condo Hotel and Motel	\$113,421	250	1950	\$1,681
16333 GULF BLVD # 214	Redington Beach	Condo Hotel and Motel	\$113,421	250	1950	\$1,681
16333 GULF BLVD # 115	Redington Beach	Condo Hotel and Motel	\$113,421	250	1950	\$1,681
16333 GULF BLVD # 103	Redington Beach	Condo Hotel and Motel	\$111,674	245	1950	\$1,647
16333 GULF BLVD # 204	Redington Beach	Condo Hotel and Motel	\$111,674	245	1950	\$1,647
16333 GULF BLVD # 207	Redington Beach	Condo Hotel and Motel	\$111,674	245	1950	\$1,647
16333 GULF BLVD # 104	Redington Beach	Condo Hotel and Motel	\$111,674	245	1950	\$1,647
16333 GULF BLVD # 203	Redington Beach	Condo Hotel and Motel	\$111,674	245	1950	\$1,647
16333 GULF BLVD # 114	Redington Beach	Condo Hotel and Motel	\$109,650	240	1950	\$1,613

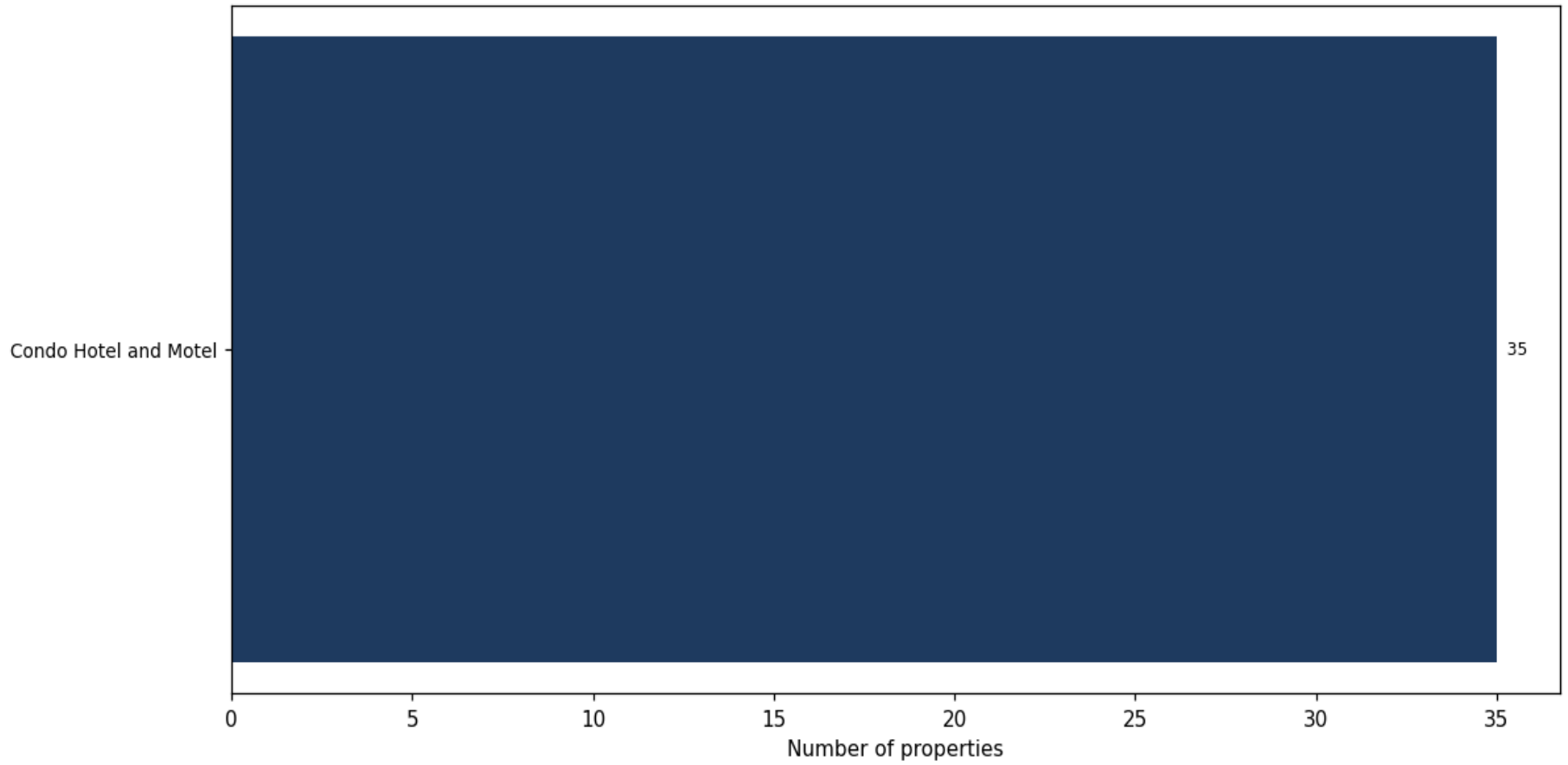
Market value distribution (n=35, top 1% trimmed for readability)



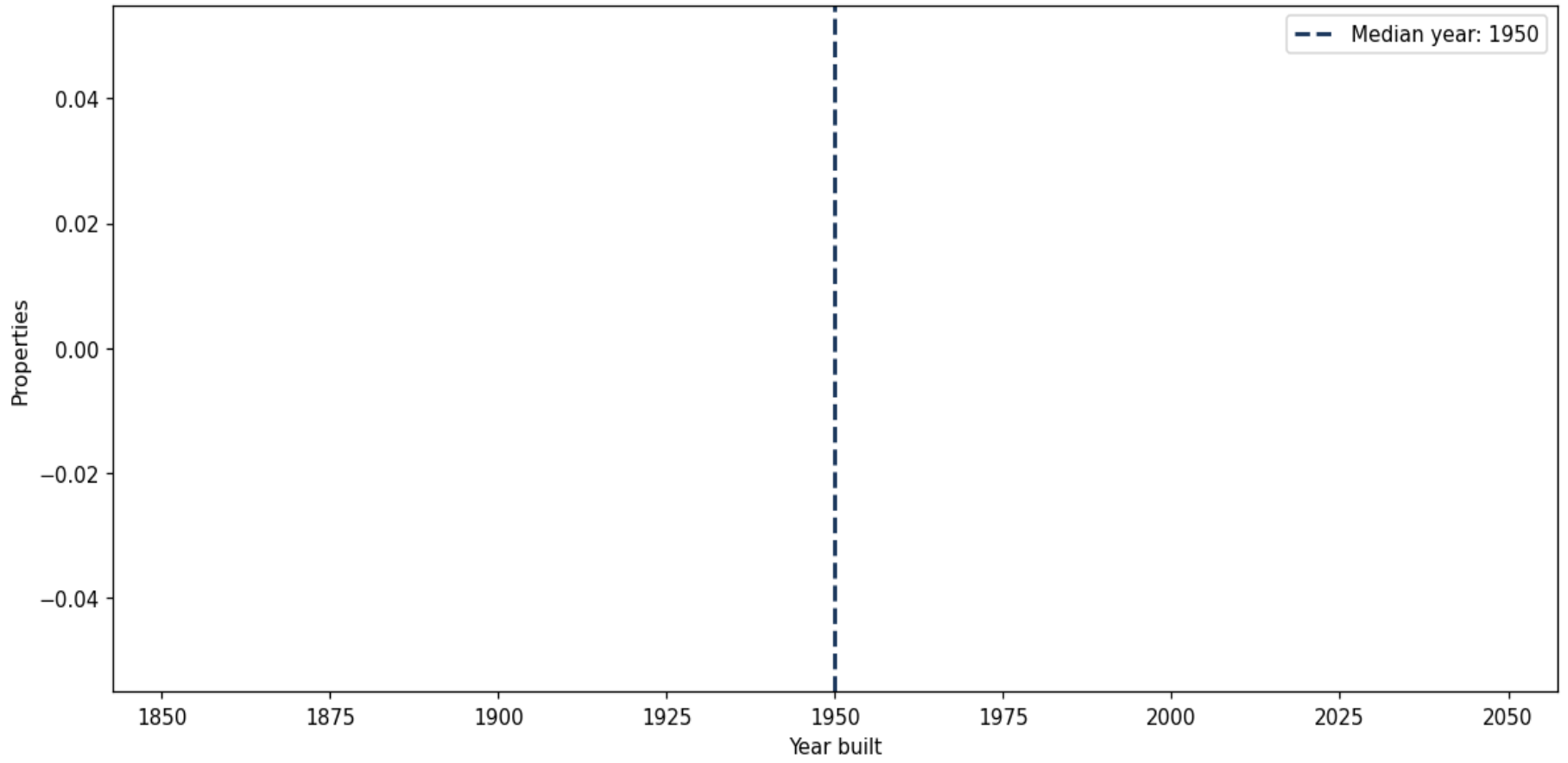
Building size vs. market value (n=33, outliers trimmed)



Top property types by count



Year built distribution (5-year buckets)



Market value vs. assessed value (gap = untaxed appreciation)

