

Pinellas Property Market Report

79 matching properties • May 31, 2026

Filters applied	Headline numbers
City: Redington Beach	Properties matched: 79
Property type: CO-OP Apartments	Median market value: \$209,942
	Mean market value: \$270,614
	Min / Max: \$106,273 / \$560,850
	Mean square footage: 632

Top 79 properties by market value

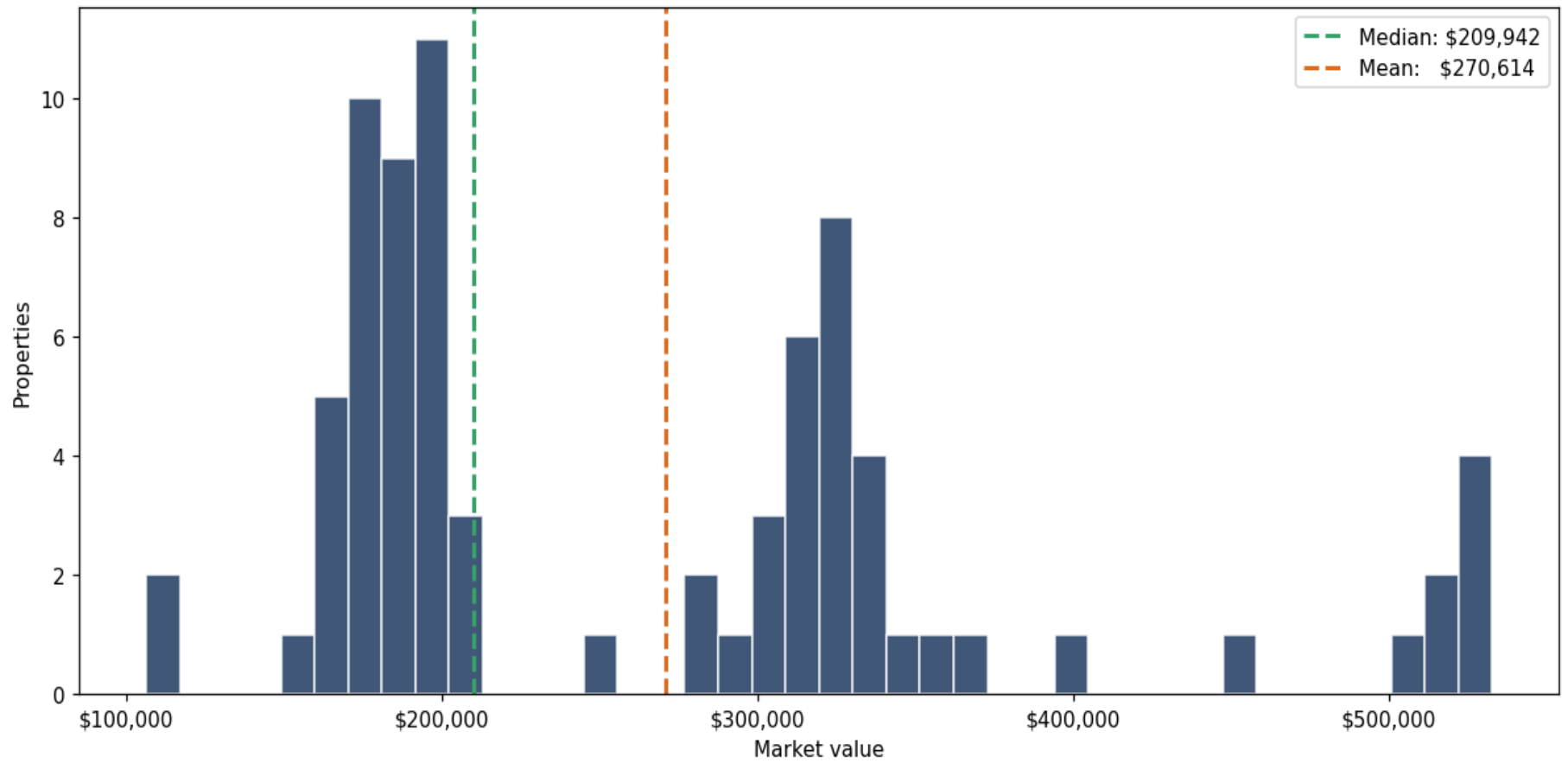
Address	City	Type	Market Value	Sq Ft	Year	Annual Tax
16400 GULF BLVD # 601	Redington Beach	CO-OP Apartments	\$560,850	1,100	1958	\$8,073
16400 GULF BLVD # 805	Redington Beach	CO-OP Apartments	\$532,697	1,200	1958	\$7,610
16400 GULF BLVD # 802	Redington Beach	CO-OP Apartments	\$529,760	1,100	1958	\$7,476
16400 GULF BLVD # 801	Redington Beach	CO-OP Apartments	\$529,760	1,100	1958	\$7,547
16400 GULF BLVD # 501	Redington Beach	CO-OP Apartments	\$522,444	1,100	1958	\$7,304
16400 GULF BLVD # 401	Redington Beach	CO-OP Apartments	\$519,396	1,100	1958	\$7,375
16400 GULF BLVD # 301	Redington Beach	CO-OP Apartments	\$516,958	1,100	1958	\$7,388
16400 GULF BLVD # 201	Redington Beach	CO-OP Apartments	\$504,155	1,100	1958	\$7,177
16400 GULF BLVD # 807	Redington Beach	CO-OP Apartments	\$448,715	1,057	1958	\$6,245
16400 GULF BLVD # 708	Redington Beach	CO-OP Apartments	\$399,928	910	1958	\$5,381
16400 GULF BLVD # 706	Redington Beach	CO-OP Apartments	\$367,545	800	1958	\$4,997
16400 GULF BLVD # 408	Redington Beach	CO-OP Apartments	\$359,581	910	1958	\$5,233
16400 GULF BLVD # 701	Redington Beach	CO-OP Apartments	\$348,758	700	1958	\$4,729

Address	City	Type	Market Value	Sq Ft	Year	Annual Tax
16400 GULF BLVD # 209	Redington Beach	CO-OP Apartments	\$335,928	675	1958	\$4,401
16400 GULF BLVD # 507	Redington Beach	CO-OP Apartments	\$334,869	910	1958	\$4,646
16400 GULF BLVD # 308	Redington Beach	CO-OP Apartments	\$331,339	910	1958	\$4,636
16400 GULF BLVD # 605	Redington Beach	CO-OP Apartments	\$330,747	800	1958	\$4,495
16400 GULF BLVD # 804	Redington Beach	CO-OP Apartments	\$329,749	700	1958	\$4,443
16400 GULF BLVD # 505	Redington Beach	CO-OP Apartments	\$329,417	800	1958	\$4,467
16400 GULF BLVD # 705	Redington Beach	CO-OP Apartments	\$328,197	700	1958	\$4,372
16400 GULF BLVD # 703	Redington Beach	CO-OP Apartments	\$328,197	700	1958	\$4,372
16400 GULF BLVD # 711	Redington Beach	CO-OP Apartments	\$324,332	675	1958	\$4,323
16400 GULF BLVD # 502	Redington Beach	CO-OP Apartments	\$324,318	700	1958	\$4,326
16400 GULF BLVD # 510	Redington Beach	CO-OP Apartments	\$320,965	675	1958	\$4,343
16400 GULF BLVD # 602	Redington Beach	CO-OP Apartments	\$320,050	700	1958	\$4,268
16400 GULF BLVD # 810	Redington Beach	CO-OP Apartments	\$319,094	675	1958	\$4,258
16400 GULF BLVD # 402	Redington Beach	CO-OP Apartments	\$316,947	700	1958	\$4,255
16400 GULF BLVD # 611	Redington Beach	CO-OP Apartments	\$316,476	675	1958	\$4,222
16400 GULF BLVD # 302	Redington Beach	CO-OP Apartments	\$315,395	700	1958	\$4,205
16400 GULF BLVD # 202	Redington Beach	CO-OP Apartments	\$313,455	700	1958	\$4,176
16400 GULF BLVD # 411	Redington Beach	CO-OP Apartments	\$312,735	675	1958	\$4,206
16400 GULF BLVD # 101	Redington Beach	CO-OP Apartments	\$307,249	1,100	1958	\$6,922
16400 GULF BLVD # 311	Redington Beach	CO-OP Apartments	\$305,254	675	1958	\$3,793
16400 GULF BLVD # 204	Redington Beach	CO-OP Apartments	\$300,266	700	1958	\$3,814
16400 GULF BLVD # 604	Redington Beach	CO-OP Apartments	\$295,222	700	1958	\$3,988
16400 GULF BLVD # 404	Redington Beach	CO-OP Apartments	\$286,300	700	1958	\$3,924
16400 GULF BLVD # 304	Redington Beach	CO-OP Apartments	\$285,136	700	1958	\$3,833
16400 GULF BLVD # 504	Redington Beach	CO-OP Apartments	\$246,612	700	1958	\$3,942

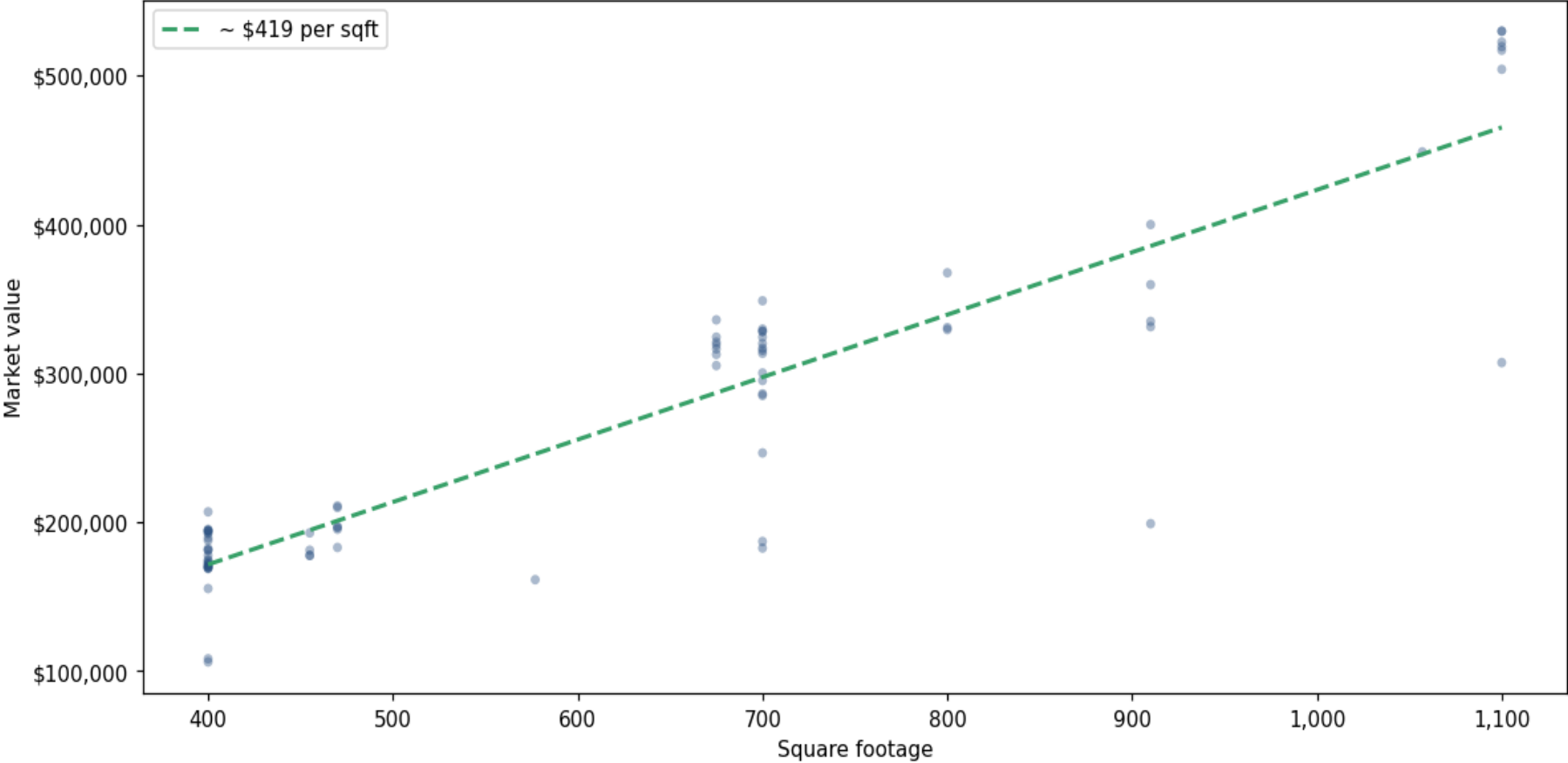
Address	City	Type	Market Value	Sq Ft	Year	Annual Tax
16400 GULF BLVD # 808	Redington Beach	CO-OP Apartments	\$210,984	470	1958	\$2,635
16400 GULF BLVD # 709	Redington Beach	CO-OP Apartments	\$209,942	470	1958	\$2,624
16400 GULF BLVD # 702	Redington Beach	CO-OP Apartments	\$207,049	400	1958	\$2,740
16400 GULF BLVD # 107	Redington Beach	CO-OP Apartments	\$199,107	910	1958	\$4,331
16400 GULF BLVD # 609	Redington Beach	CO-OP Apartments	\$197,179	470	1958	\$2,548
16400 GULF BLVD # 508	Redington Beach	CO-OP Apartments	\$196,658	470	1958	\$2,534
16400 GULF BLVD # 409	Redington Beach	CO-OP Apartments	\$195,356	470	1958	\$2,526
16400 GULF BLVD # 809	Redington Beach	CO-OP Apartments	\$195,300	400	1958	\$2,563
16400 GULF BLVD # 710	Redington Beach	CO-OP Apartments	\$194,414	400	1958	\$2,551
16400 GULF BLVD # 707	Redington Beach	CO-OP Apartments	\$194,414	400	1958	\$2,551
16400 GULF BLVD # 704	Redington Beach	CO-OP Apartments	\$194,414	400	1958	\$2,584
16400 GULF BLVD # 610	Redington Beach	CO-OP Apartments	\$193,305	400	1958	\$2,537
16400 GULF BLVD # 608	Redington Beach	CO-OP Apartments	\$192,903	455	1958	\$2,502
16400 GULF BLVD # 509	Redington Beach	CO-OP Apartments	\$192,418	400	1958	\$2,527
16400 GULF BLVD # 303	Redington Beach	CO-OP Apartments	\$189,536	400	1958	\$2,563
16400 GULF BLVD # 410	Redington Beach	CO-OP Apartments	\$187,763	400	1958	\$2,479
16400 GULF BLVD # 102	Redington Beach	CO-OP Apartments	\$187,143	700	1958	\$3,950
16400 GULF BLVD # 309	Redington Beach	CO-OP Apartments	\$183,113	470	1958	\$2,369
16400 GULF BLVD # 104	Redington Beach	CO-OP Apartments	\$182,719	700	1958	\$3,645
16400 GULF BLVD # 310	Redington Beach	CO-OP Apartments	\$182,442	400	1958	\$2,276
16400 GULF BLVD # 206	Redington Beach	CO-OP Apartments	\$181,334	400	1958	\$2,236
16400 GULF BLVD # 203	Redington Beach	CO-OP Apartments	\$181,334	400	1958	\$2,236
16400 GULF BLVD # 607	Redington Beach	CO-OP Apartments	\$181,304	455	1958	\$2,358
16400 GULF BLVD # 205	Redington Beach	CO-OP Apartments	\$177,788	400	1958	\$2,193
16400 GULF BLVD # 208	Redington Beach	CO-OP Apartments	\$177,773	455	1958	\$2,299

Address	City	Type	Market Value	Sq Ft	Year	Annual Tax
16400 GULF BLVD # 207	Redington Beach	CO-OP Apartments	\$177,773	455	1958	\$2,332
16400 GULF BLVD # 606	Redington Beach	CO-OP Apartments	\$174,905	400	1958	\$2,293
16400 GULF BLVD # 506	Redington Beach	CO-OP Apartments	\$174,019	400	1958	\$2,283
16400 GULF BLVD # 405	Redington Beach	CO-OP Apartments	\$172,910	400	1958	\$2,316
16400 GULF BLVD # 307	Redington Beach	CO-OP Apartments	\$172,246	400	1958	\$2,260
16400 GULF BLVD # 603	Redington Beach	CO-OP Apartments	\$171,358	400	1958	\$2,281
16400 GULF BLVD # 503	Redington Beach	CO-OP Apartments	\$170,694	400	1958	\$2,271
16400 GULF BLVD # 306	Redington Beach	CO-OP Apartments	\$170,694	400	1958	\$2,269
16400 GULF BLVD # 403	Redington Beach	CO-OP Apartments	\$169,585	400	1958	\$2,298
16400 GULF BLVD # 407	Redington Beach	CO-OP Apartments	\$169,585	400	1958	\$2,243
16400 GULF BLVD # 406	Redington Beach	CO-OP Apartments	\$169,585	400	1958	\$2,259
16400 GULF BLVD # 305	Redington Beach	CO-OP Apartments	\$168,920	400	1958	\$2,247
16400 GULF BLVD # 108	Redington Beach	CO-OP Apartments	\$161,500	577	1958	\$2,147
16400 GULF BLVD # 106	Redington Beach	CO-OP Apartments	\$155,550	400	1958	\$2,128
16400 GULF BLVD # 105	Redington Beach	CO-OP Apartments	\$108,401	400	1958	\$2,128
16400 GULF BLVD # 103	Redington Beach	CO-OP Apartments	\$106,273	400	1958	\$2,123

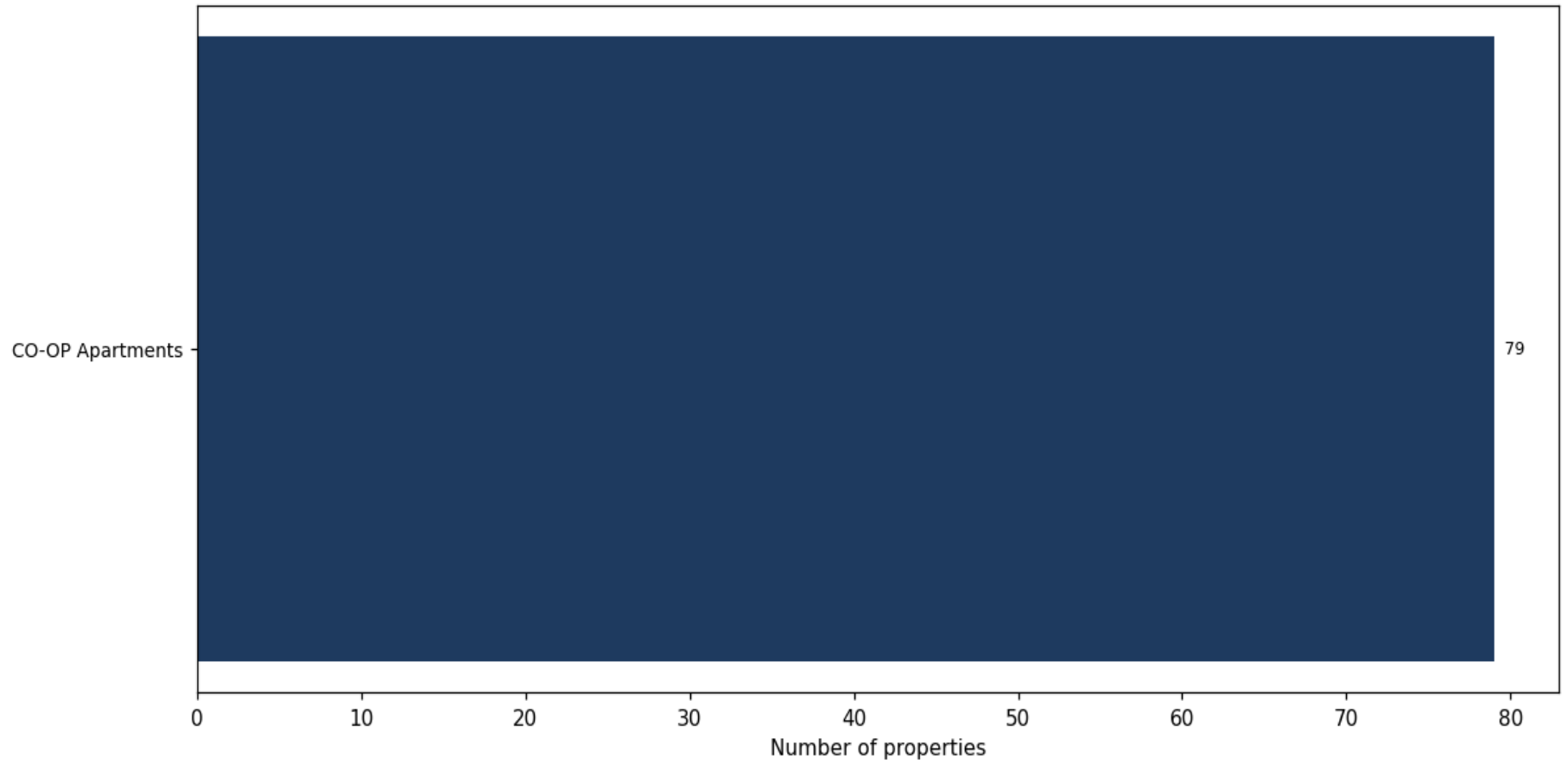
Market value distribution (n=79, top 1% trimmed for readability)



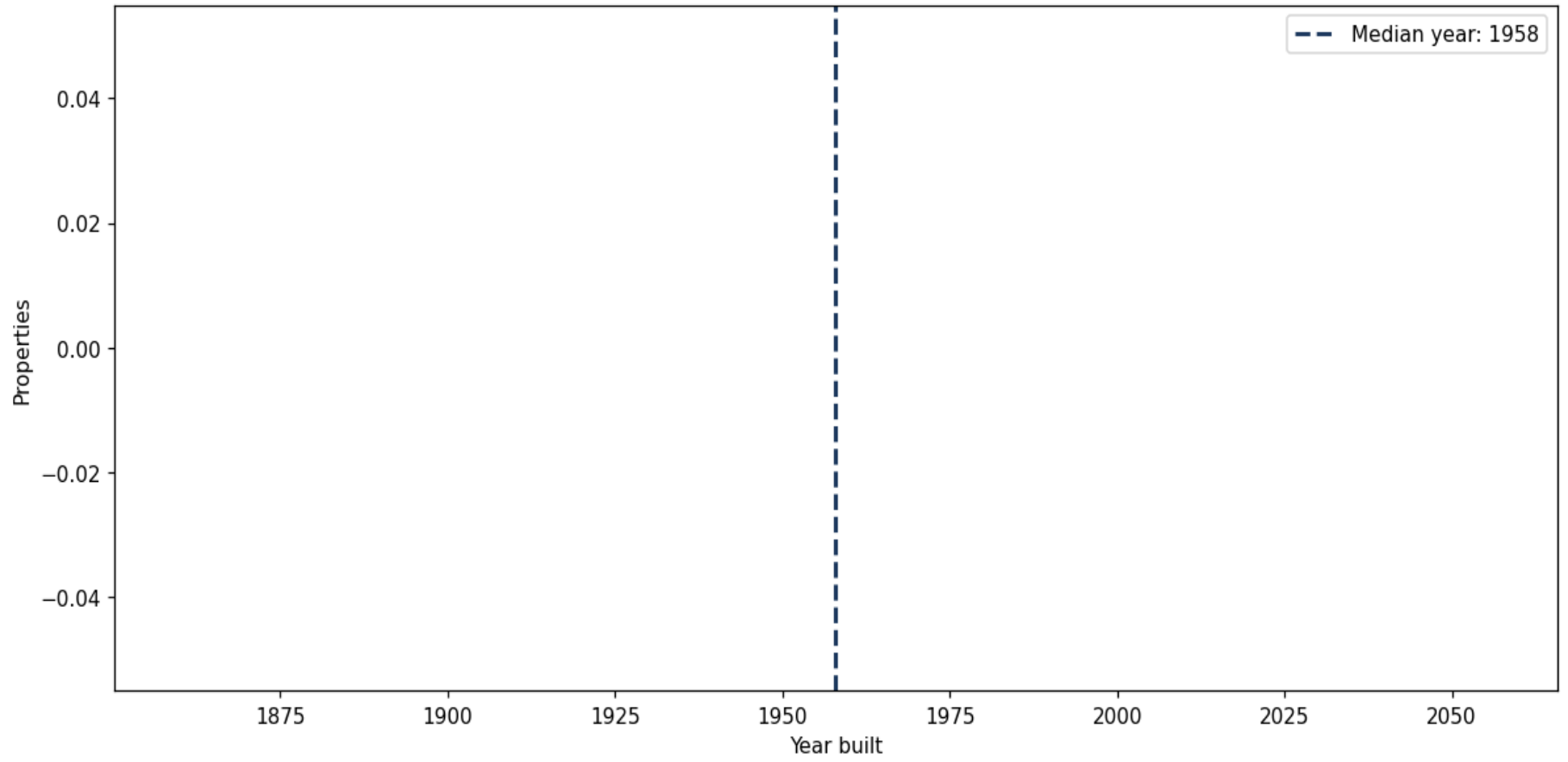
Building size vs. market value (n=77, outliers trimmed)



Top property types by count



Year built distribution (5-year buckets)



Market value vs. assessed value (gap = untaxed appreciation)

