

Pinellas Property Market Report

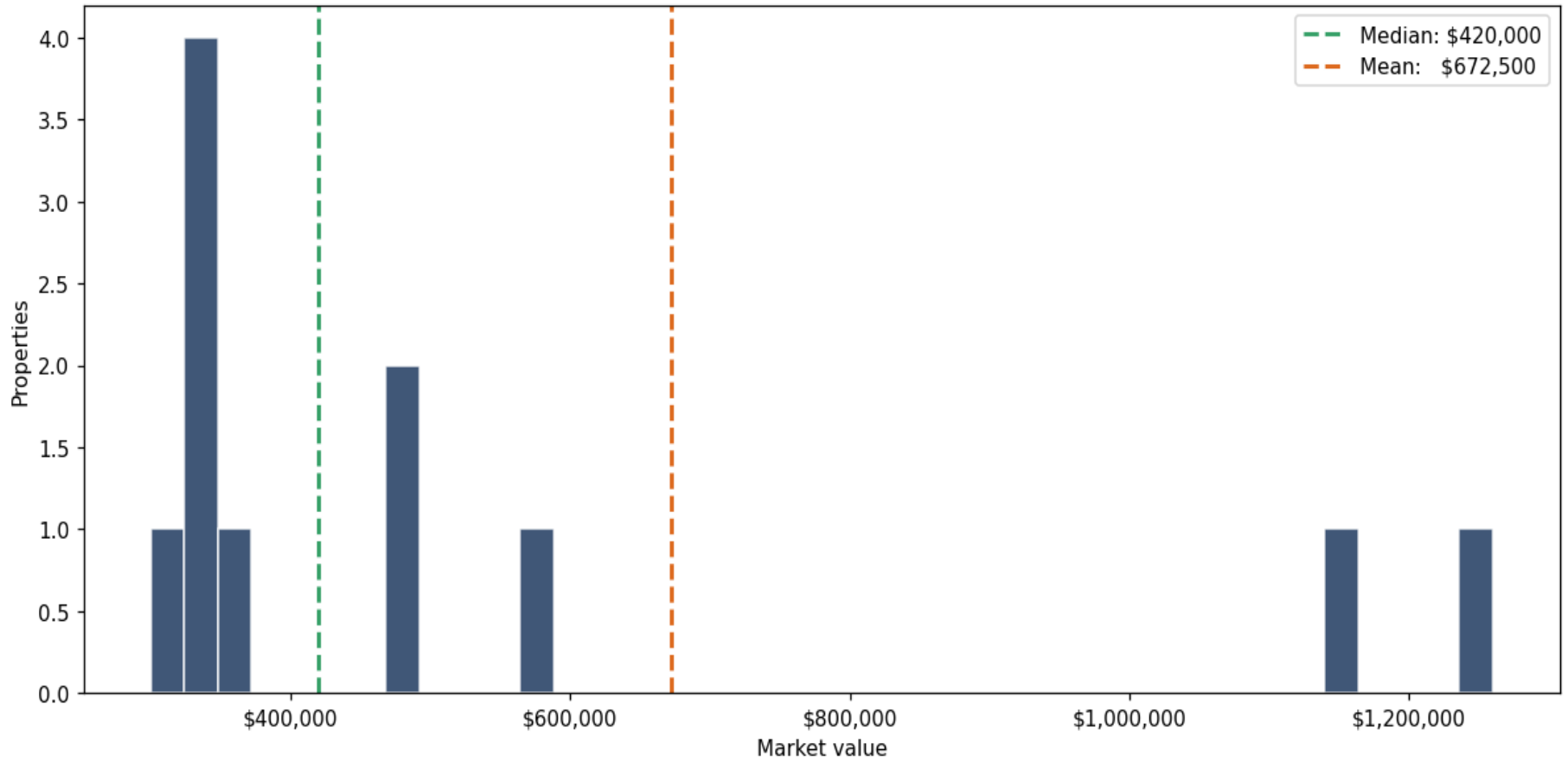
12 matching properties • May 31, 2026

Filters applied	Headline numbers
City: Pinellas Park	Properties matched: 12
Property type: Store w/Office or Apartment	Median market value: \$470,000
	Mean market value: \$672,500
	Min / Max: \$300,000 / \$2,090,000
	Mean square footage: 7,120

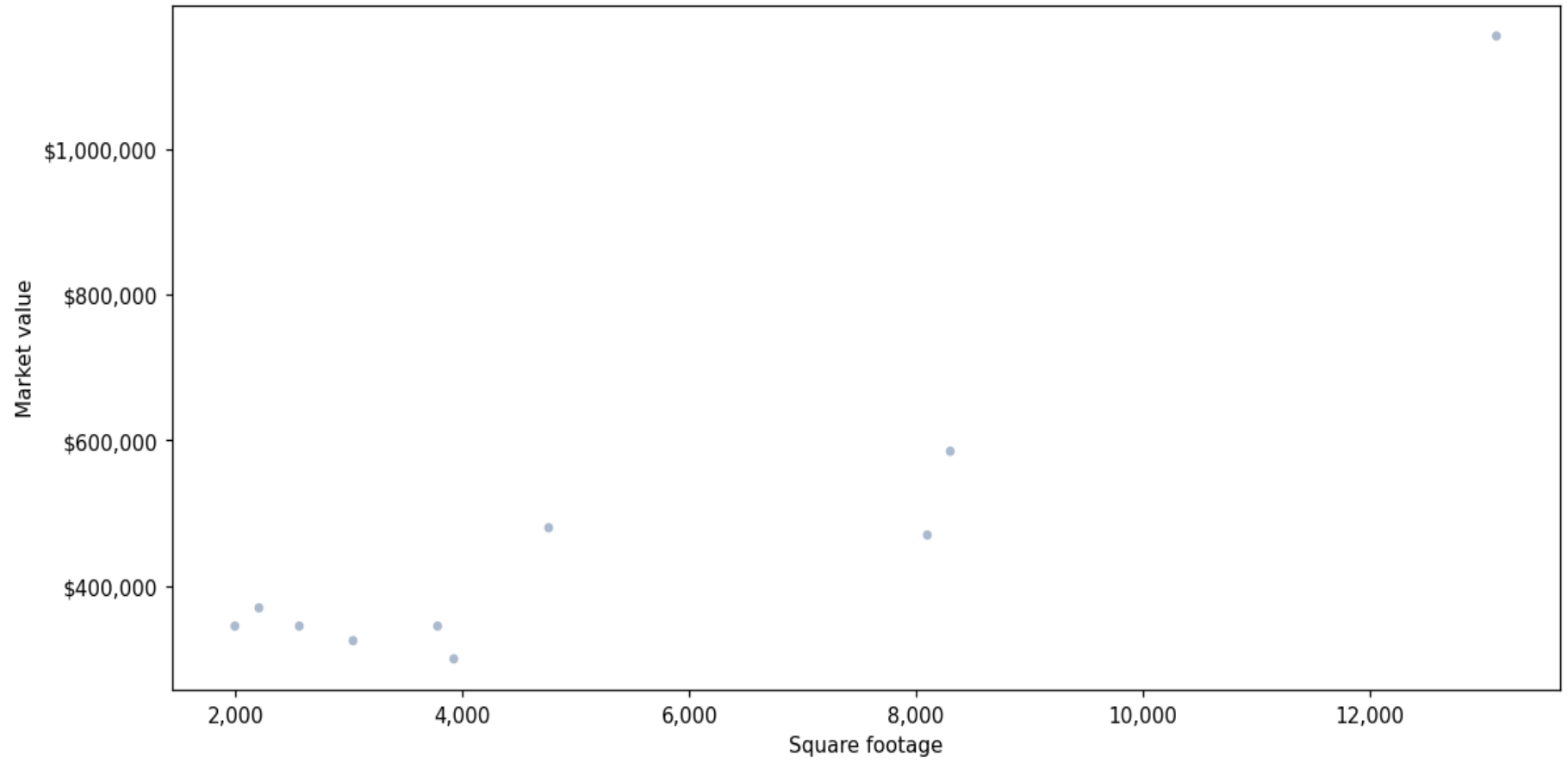
Top 12 properties by market value

Address	City	Type	Market Value	Sq Ft	Year	Annual Tax
5001 PARK BLVD	Pinellas Park	Store w/Office or Apartm	\$2,090,000	18,129	1962	\$44,487
6251 34TH ST N	Pinellas Park	Store w/Office or Apartm	\$1,260,000	15,537	1984	\$27,594
6525 PARK BLVD	Pinellas Park	Store w/Office or Apartm	\$1,155,000	13,120	1969	\$25,076
6239 PARK BLVD	Pinellas Park	Store w/Office or Apartm	\$585,000	8,302	1971	\$19,410
4301 62ND AVE N	Pinellas Park	Store w/Office or Apartm	\$480,000	4,760	1983	\$10,387
8451 49TH ST N	Pinellas Park	Store w/Office or Apartm	\$470,000	8,100	1959	\$11,331
6236 PARK BLVD	Pinellas Park	Store w/Office or Apartm	\$370,000	2,204	1958	\$8,184
5705 PARK BLVD	Pinellas Park	Store w/Office or Apartm	\$345,000	1,992	2016	\$7,554
6300 PARK BLVD	Pinellas Park	Store w/Office or Apartm	\$345,000	3,780	1959	\$7,449
4461 PARK BLVD N	Pinellas Park	Store w/Office or Apartm	\$345,000	2,560	1958	\$7,554
6314 PARK BLVD	Pinellas Park	Store w/Office or Apartm	\$325,000	3,034	1957	\$7,449
6182 PARK BLVD	Pinellas Park	Store w/Office or Apartm	\$300,000	3,923	1955	\$8,079

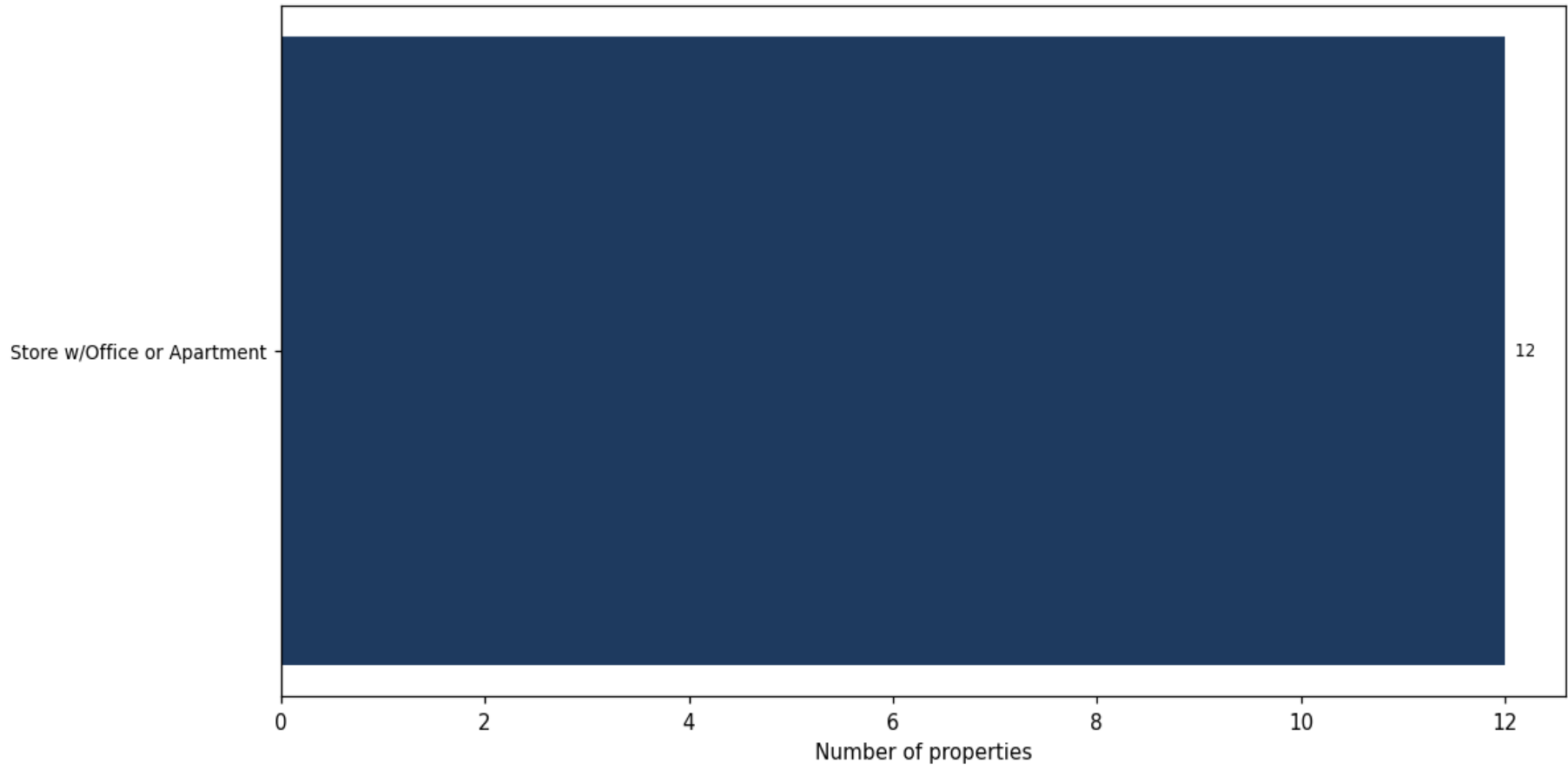
Market value distribution (n=12, top 1% trimmed for readability)



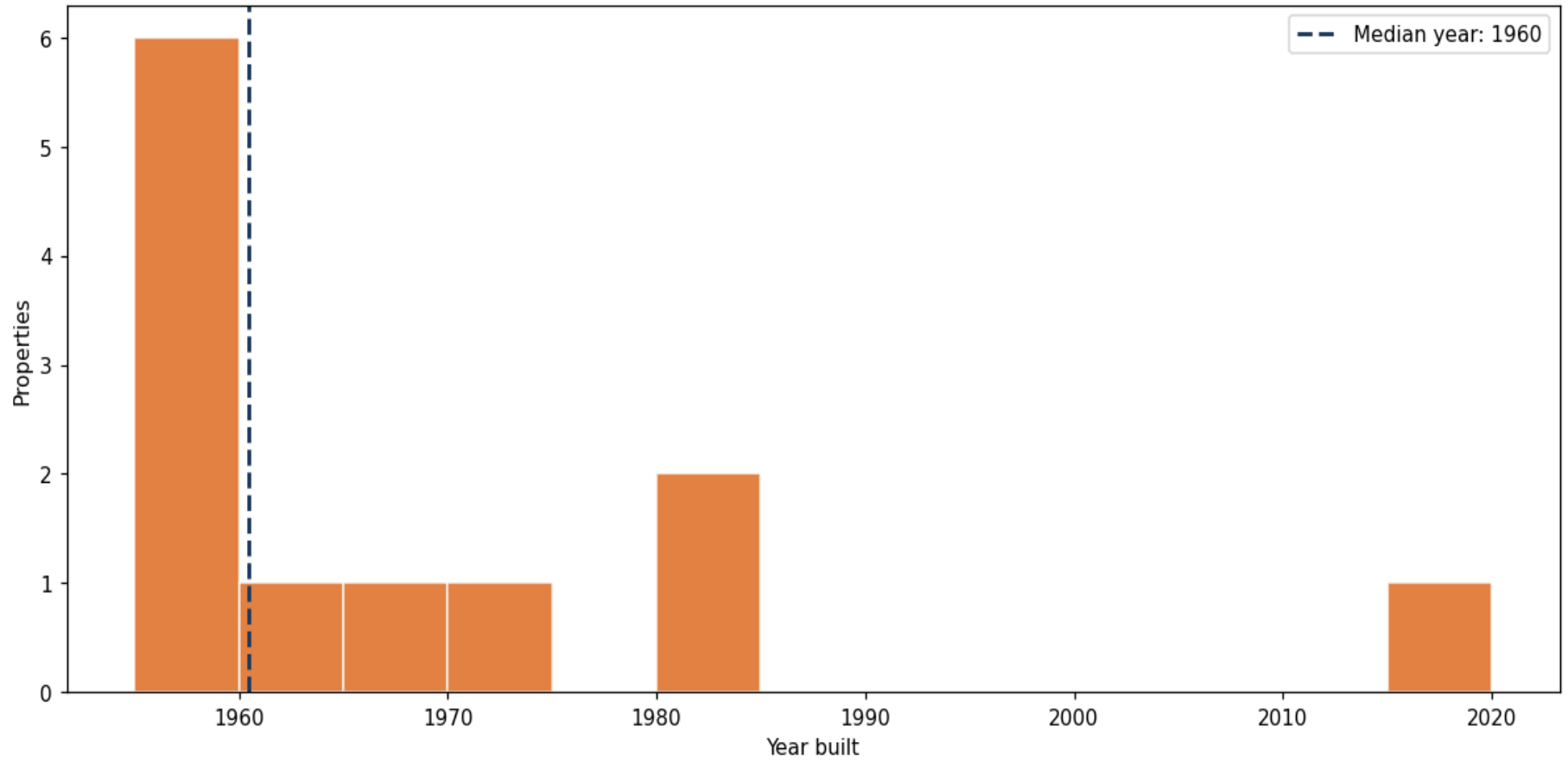
Building size vs. market value (n=10, outliers trimmed)



Top property types by count



Year built distribution (5-year buckets)



Market value vs. assessed value (gap = untaxed appreciation)

