

Pinellas Property Market Report

25 matching properties • May 30, 2026

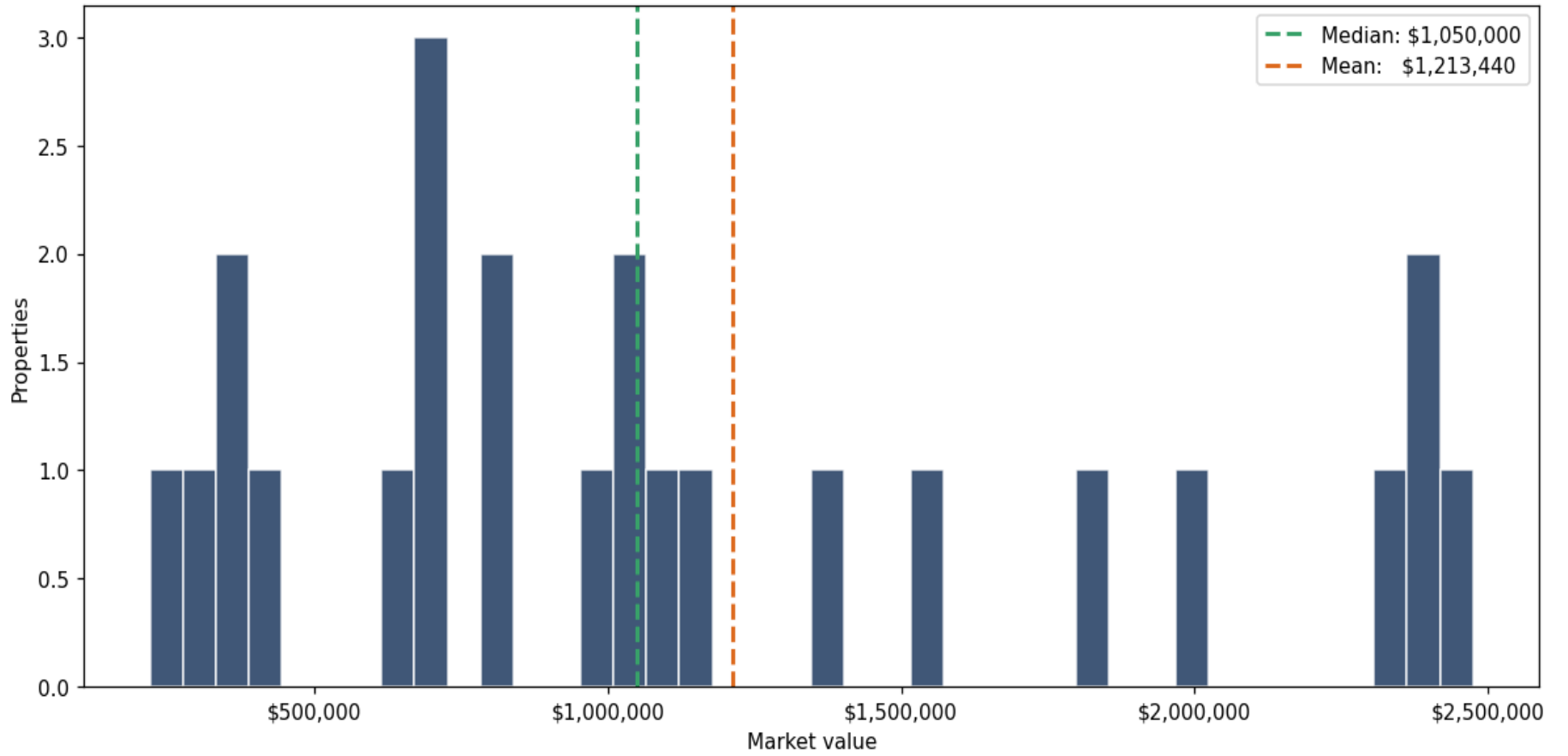
Filters applied	Headline numbers
City: Pinellas Park	Properties matched: 25
Property type: Restaurant, Cafeteria	Median market value: \$1,050,000
	Mean market value: \$1,213,440
	Min / Max: \$220,000 / \$2,595,000
	Mean square footage: 5,400

Top 25 properties by market value

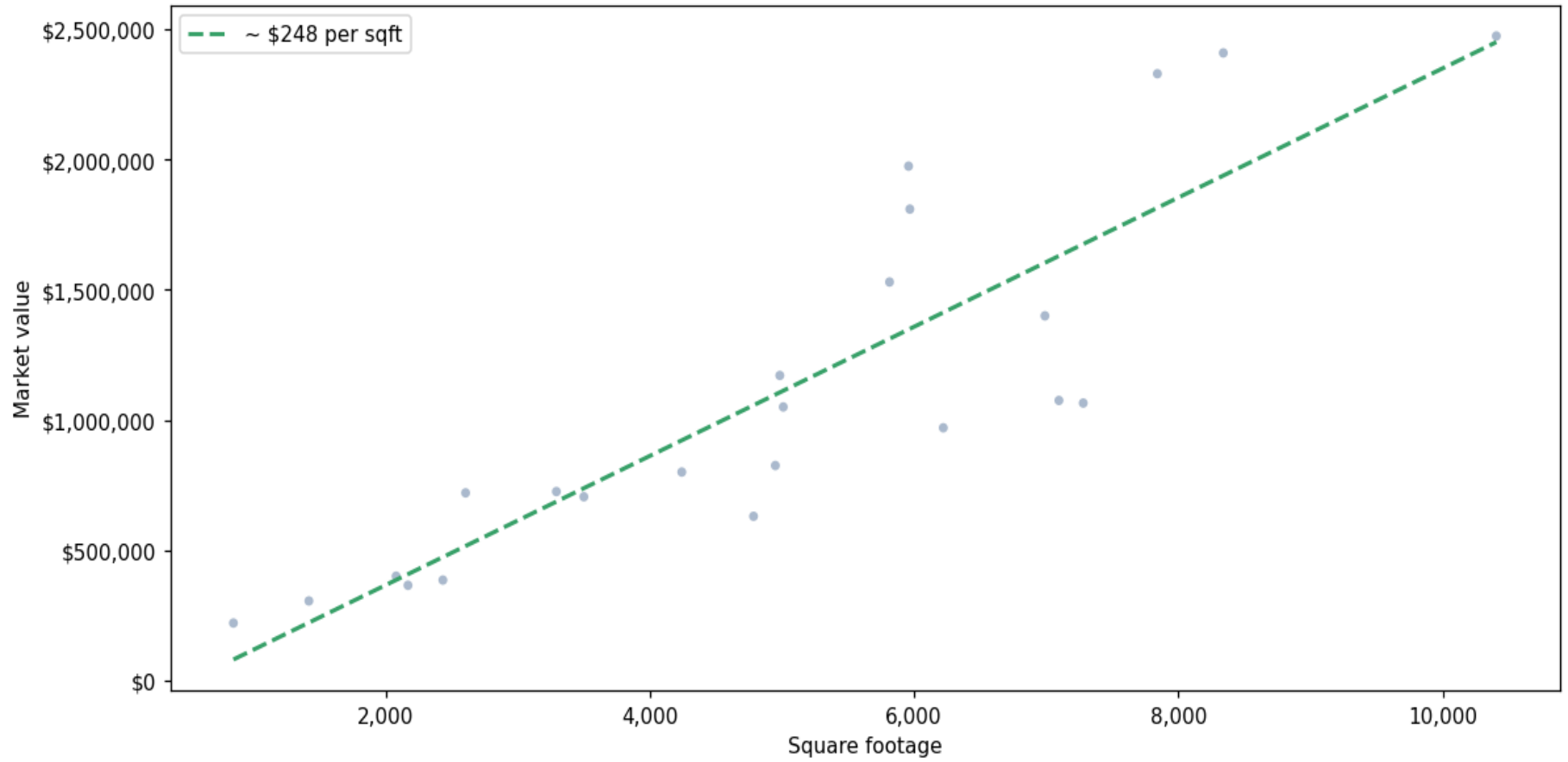
Address	City	Type	Market Value	Sq Ft	Year	Annual Tax
3800 PARK BLVD	Pinellas Park	Restaurant, Cafeteria	\$2,595,000	9,359	2007	\$54,979
6700 US HIGHWAY 19 N	Pinellas Park	Restaurant, Cafeteria	\$2,475,000	10,406	1982	\$55,084
4101 PARK BLVD	Pinellas Park	Restaurant, Cafeteria	\$2,410,000	8,340	2013	\$51,936
10400 49TH ST N	Pinellas Park	Restaurant, Cafeteria	\$2,400,000	11,391	2003	\$49,227
4075 PARK BLVD	Pinellas Park	Restaurant, Cafeteria	\$2,330,000	7,841	2014	\$49,523
4385 PARK BLVD	Pinellas Park	Restaurant, Cafeteria	\$1,975,000	5,958	2001	\$42,493
7250 US HIGHWAY 19 N	Pinellas Park	Restaurant, Cafeteria	\$1,810,000	5,968	2005	\$38,821
4000 PARK BLVD	Pinellas Park	Restaurant, Cafeteria	\$1,530,000	5,814	1999	\$28,371
7790 US HIGHWAY 19 N	Pinellas Park	Restaurant, Cafeteria	\$1,400,000	6,990	1958	\$30,637
9201 66TH ST	Pinellas Park	Restaurant, Cafeteria	\$1,171,000	4,984	2000	\$32,526
10525 US HIGHWAY 19 N	Pinellas Park	Restaurant, Cafeteria	\$1,075,000	7,096	2005	\$21,564
10454 66TH ST	Pinellas Park	Restaurant, Cafeteria	\$1,065,000	7,280	1984	\$20,360
7550 US HIGHWAY 19 N	Pinellas Park	Restaurant, Cafeteria	\$1,050,000	5,010	1986	\$22,558

Address	City	Type	Market Value	Sq Ft	Year	Annual Tax
6851 66TH ST N	Pinellas Park	Restaurant, Cafeteria	\$970,000	6,221	1984	\$21,509
8180 49TH ST N	Pinellas Park	Restaurant, Cafeteria	\$825,000	4,950	1982	\$17,837
6501 PARK BLVD	Pinellas Park	Restaurant, Cafeteria	\$800,000	4,242	1962	\$17,522
7201 66TH ST N	Pinellas Park	Restaurant, Cafeteria	\$725,000	3,293	1969	\$15,633
7048 PARK BLVD	Pinellas Park	Restaurant, Cafeteria	\$720,000	2,606	1984	\$15,423
7101 66TH ST N	Pinellas Park	Restaurant, Cafeteria	\$705,000	3,501	1985	\$15,738
8150 49TH ST N	Pinellas Park	Restaurant, Cafeteria	\$630,000	4,785	1985	\$17,837
6575 PARK BLVD	Pinellas Park	Restaurant, Cafeteria	\$400,000	2,080	1971	\$9,023
5844 PARK BLVD	Pinellas Park	Restaurant, Cafeteria	\$385,000	2,434	1946	\$8,289
5572 PARK BLVD	Pinellas Park	Restaurant, Cafeteria	\$365,000	2,170	1965	\$8,289
5320 PARK BLVD	Pinellas Park	Restaurant, Cafeteria	\$305,000	1,420	1958	\$6,610
4366 PARK BLVD	Pinellas Park	Restaurant, Cafeteria	\$220,000	849	1979	\$4,931

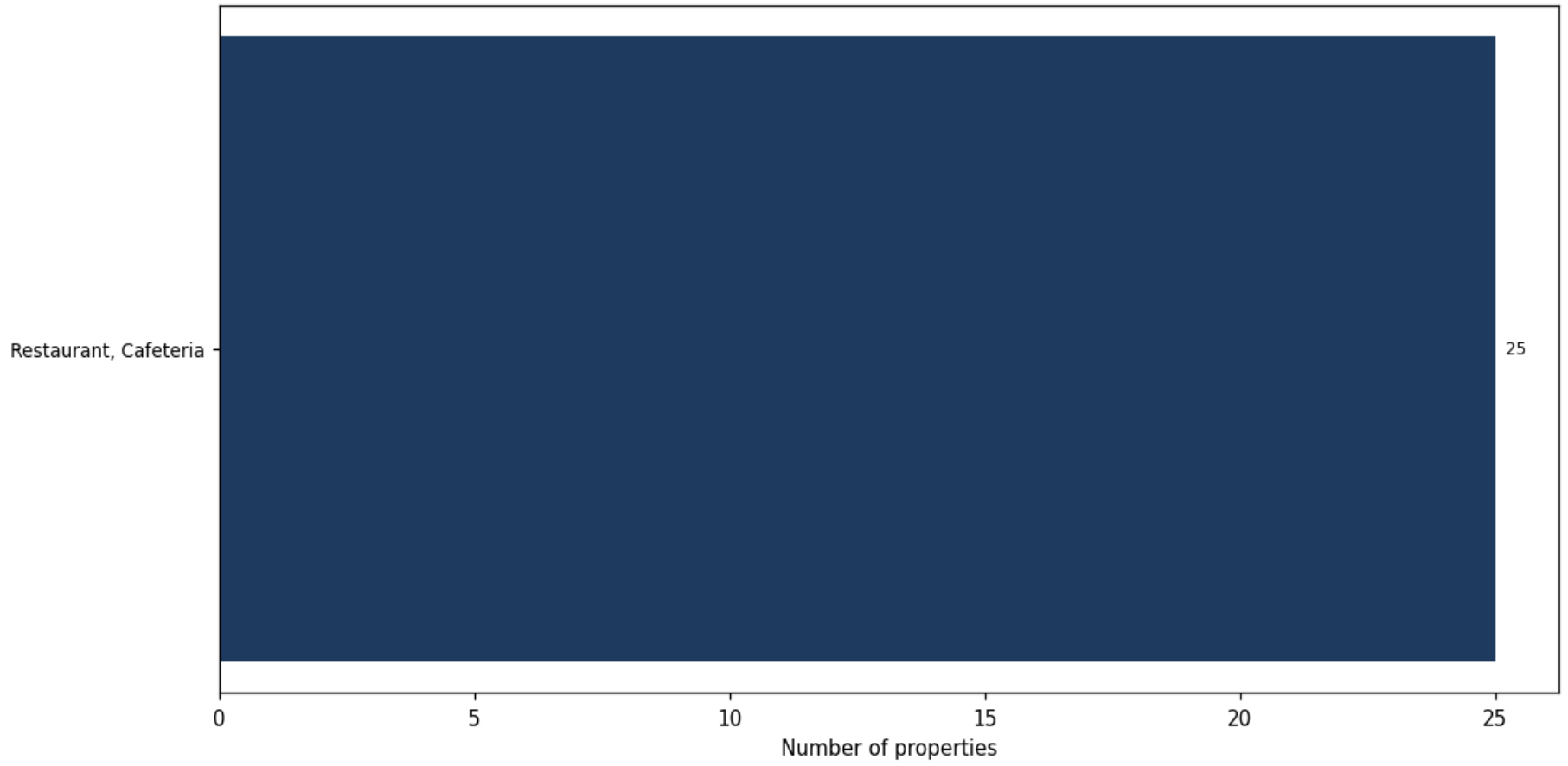
Market value distribution (n=25, top 1% trimmed for readability)



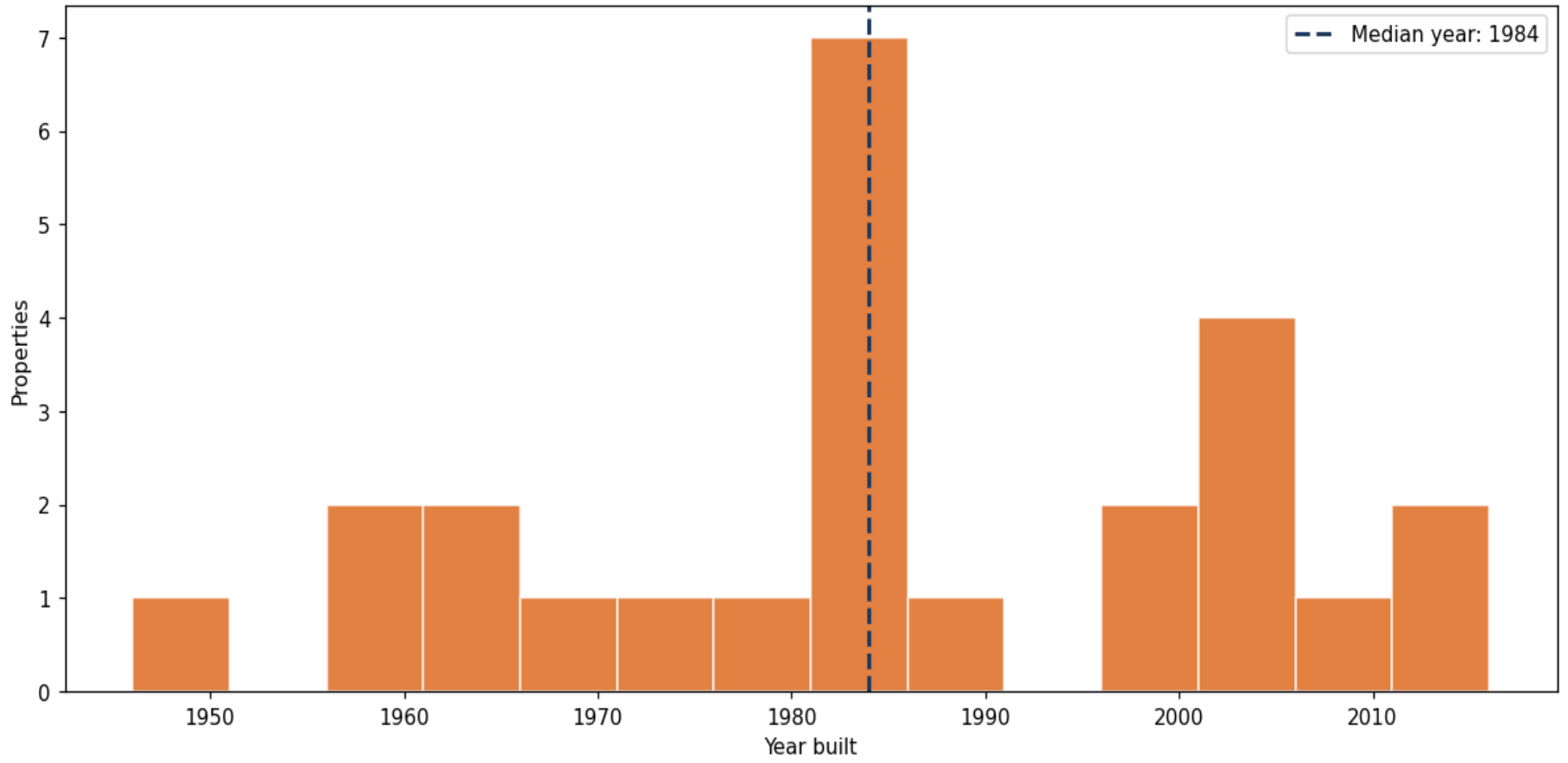
Building size vs. market value (n=23, outliers trimmed)



Top property types by count



Year built distribution (5-year buckets)



Market value vs. assessed value (gap = untaxed appreciation)

