

Pinellas Property Market Report

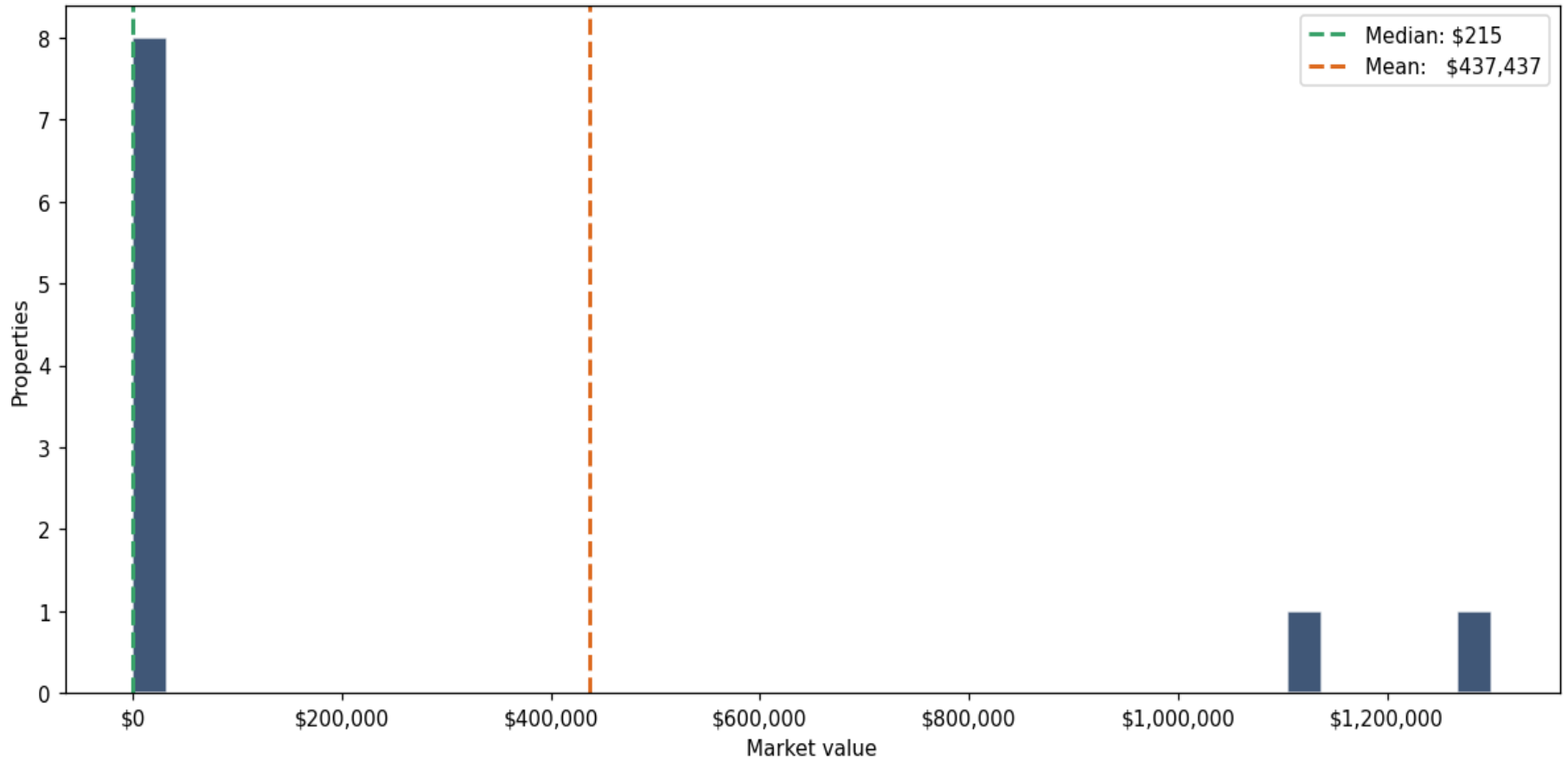
11 matching properties • May 30, 2026

Filters applied	Headline numbers
City: Pinellas Park	Properties matched: 11
Property type: Regulation, PAR 3 Golf Course	Median market value: \$215
	Mean market value: \$437,437
	Min / Max: \$64 / \$2,400,000
	Mean square footage: 6,397

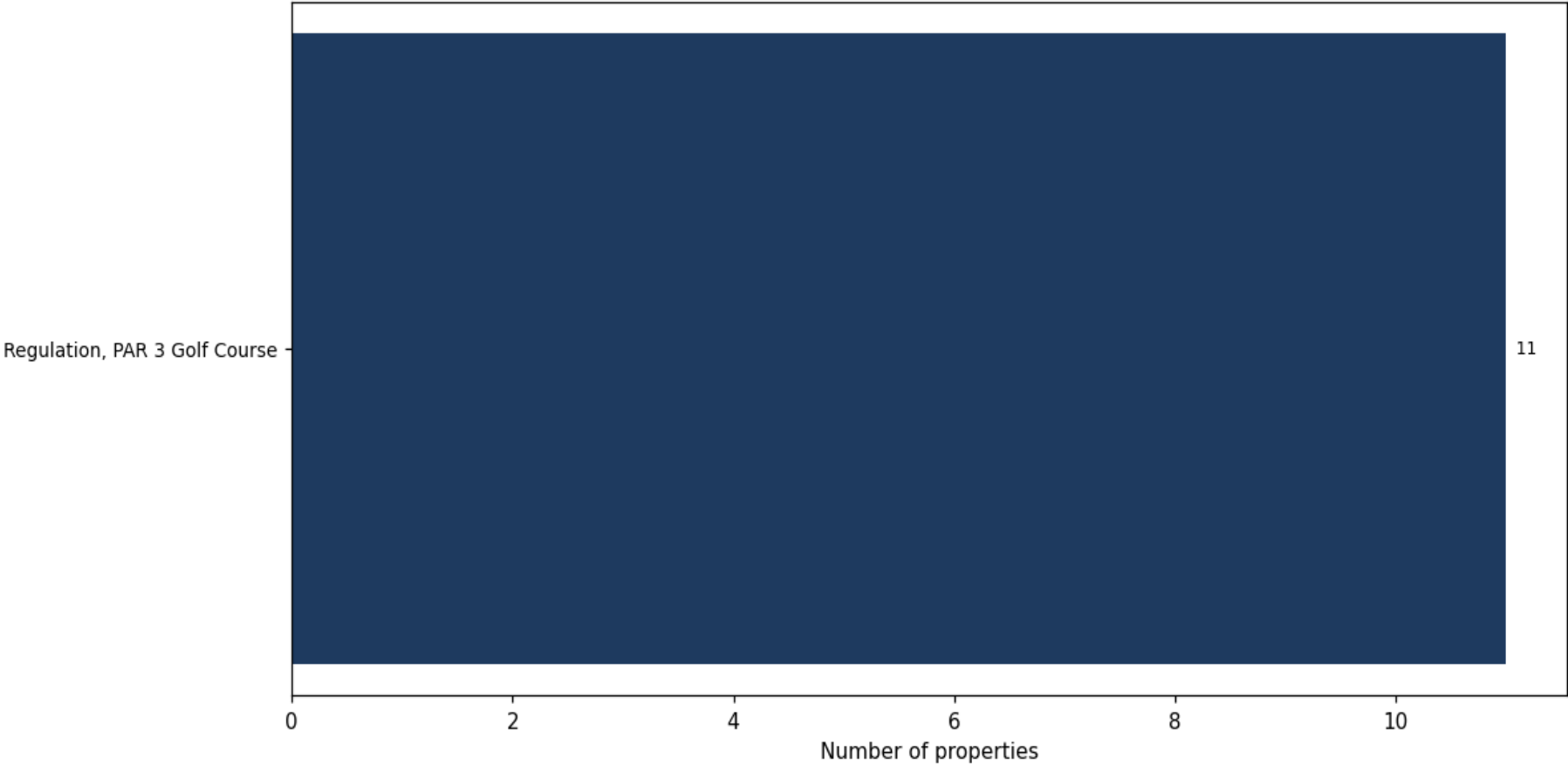
Top 11 properties by market value

Address	City	Type	Market Value	Sq Ft	Year	Annual Tax
BRYAN DAIRY RD	Pinellas Park	Regulation, PAR 3 Golf C	\$2,400,000			\$42,847
9360 BELCHER RD	Pinellas Park	Regulation, PAR 3 Golf C	\$1,300,105	10,570	1996	\$23,424
9445 MAINLANDS BLVD W	Pinellas Park	Regulation, PAR 3 Golf C	\$1,110,210	2,224	1970	\$22,902
SAWGRASS POINT DR	Pinellas Park	Regulation, PAR 3 Golf C	\$319			\$7
SAWGRASS POINT DR	Pinellas Park	Regulation, PAR 3 Golf C	\$319			\$7
SAWGRASS POINT DR	Pinellas Park	Regulation, PAR 3 Golf C	\$215			\$4
SAWGRASS POINT DR	Pinellas Park	Regulation, PAR 3 Golf C	\$191			\$4
LEATHER FERN CT	Pinellas Park	Regulation, PAR 3 Golf C	\$191			\$4
BEACHBERRY PL	Pinellas Park	Regulation, PAR 3 Golf C	\$128			\$3
BEACHBERRY PL	Pinellas Park	Regulation, PAR 3 Golf C	\$64			\$1
SAWGRASS POINT DR	Pinellas Park	Regulation, PAR 3 Golf C	\$64			\$1

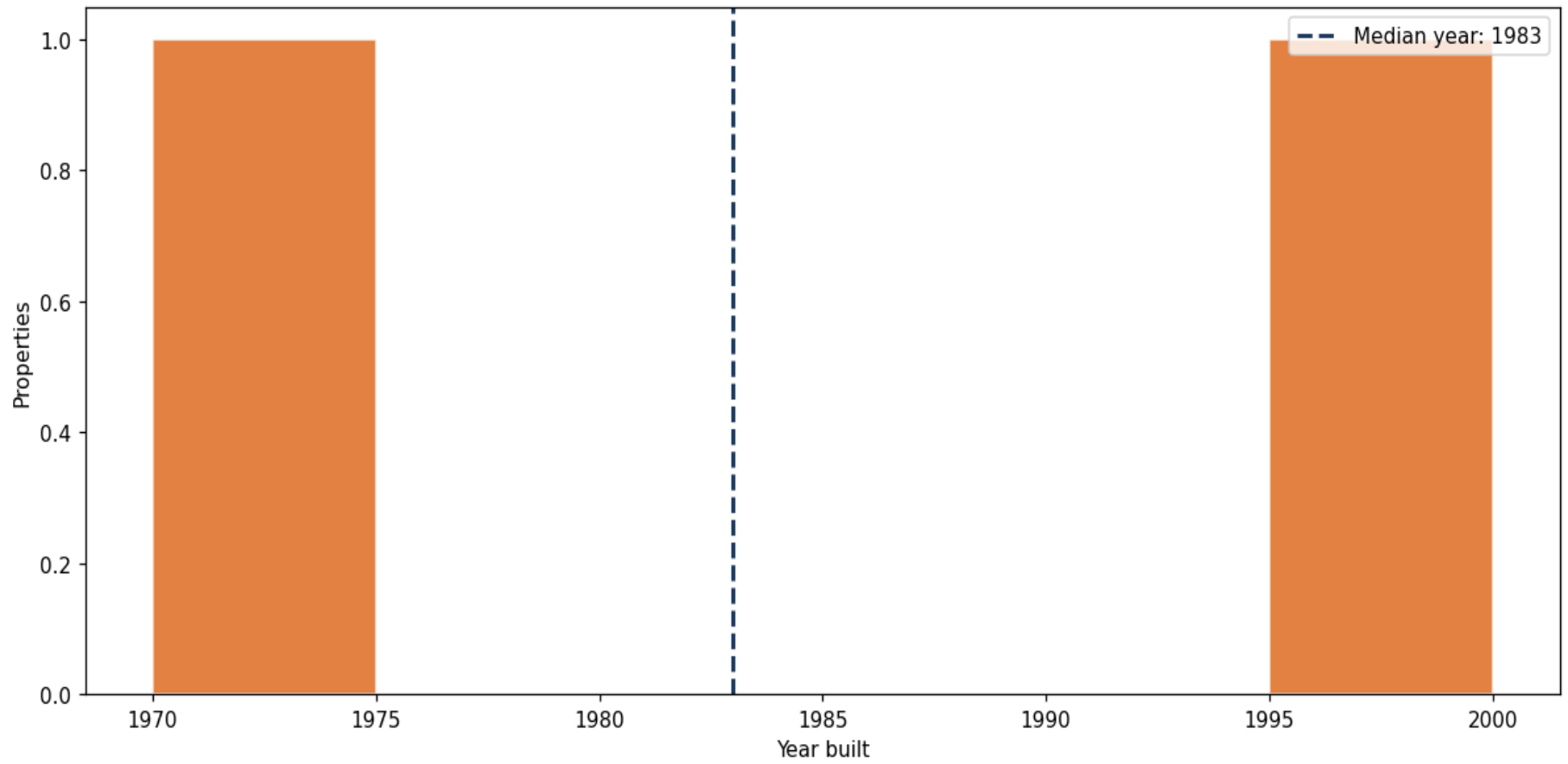
Market value distribution (n=11, top 1% trimmed for readability)



Top property types by count



Year built distribution (5-year buckets)



Market value vs. assessed value (gap = untaxed appreciation)

