

# Pinellas Property Market Report

19 matching properties • May 31, 2026

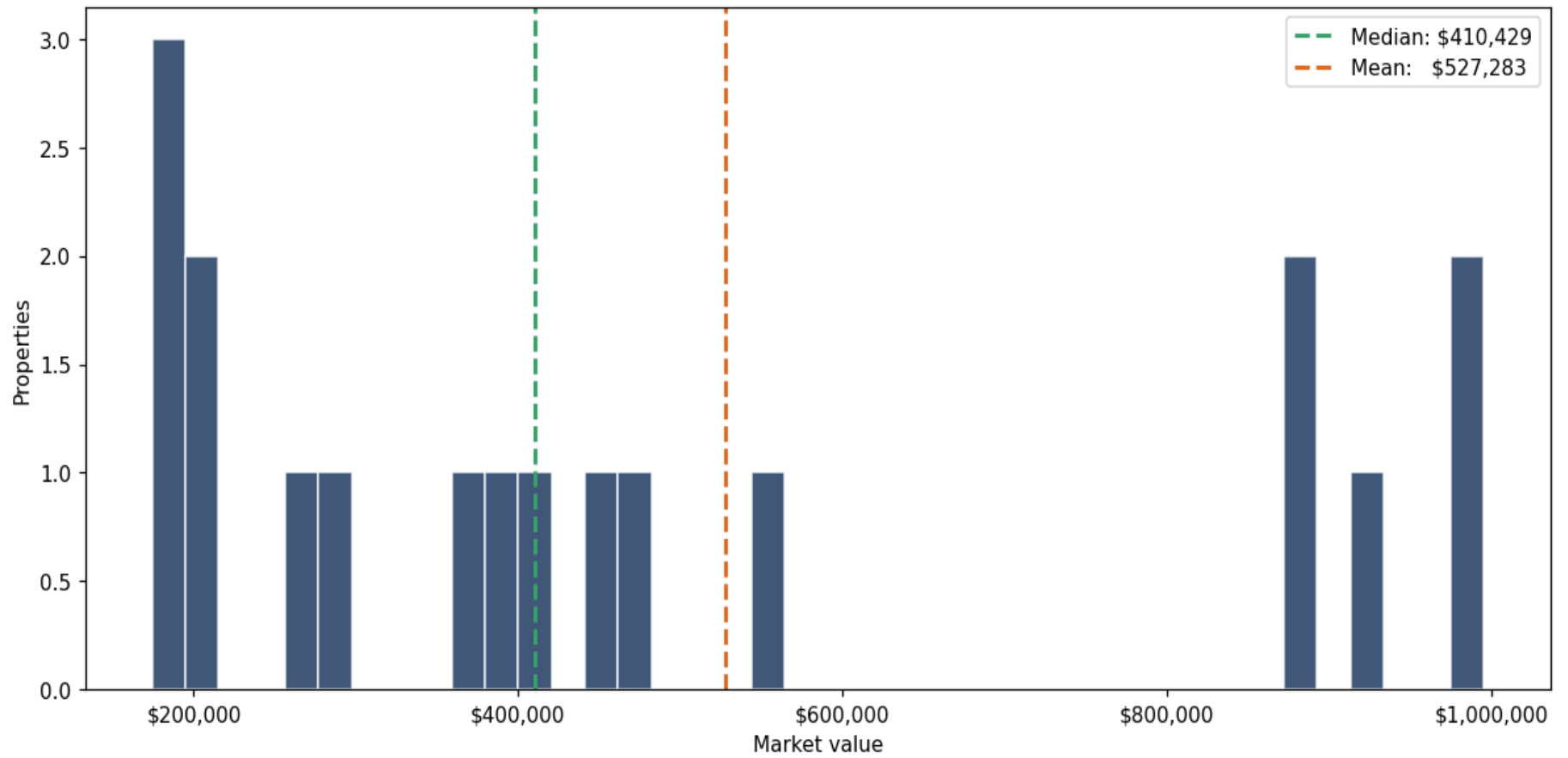
| Filters applied                    | Headline numbers                          |
|------------------------------------|---|
| <b>City:</b> Pinellas Park         | <b>Properties matched:</b> 19             |
| <b>Property type:</b> Open Storage | <b>Median market value:</b> \$410,429     |
|                                    | <b>Mean market value:</b> \$527,283       |
|                                    | <b>Min / Max:</b> \$174,274 / \$1,225,199 |
|                                    | <b>Mean square footage:</b> 4,424         |

## Top 19 properties by market value

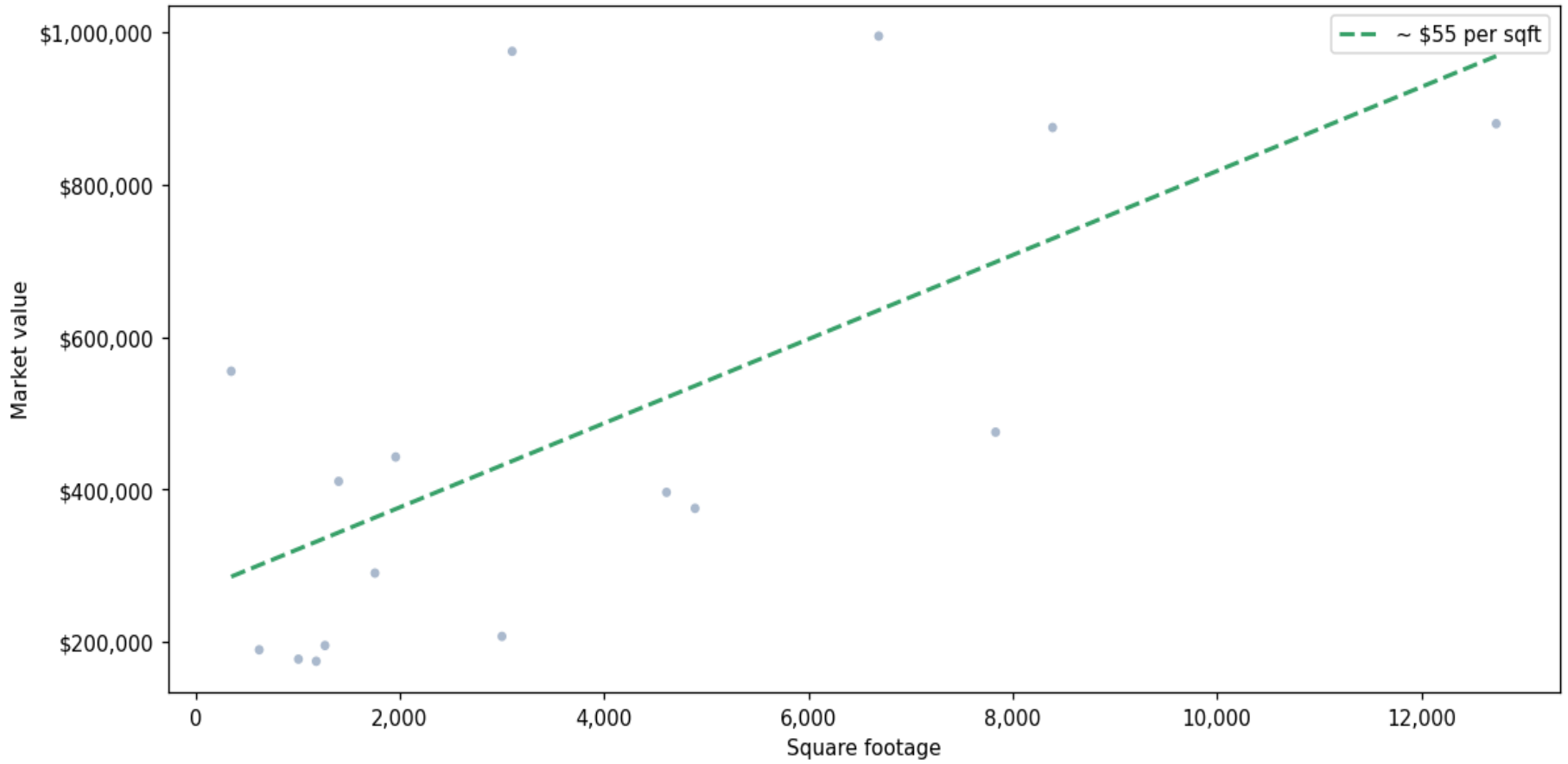
| Address               | City          | Type         | Market Value | Sq Ft  | Year | Annual Tax |
|-----------------------|---------------|--------------|--------------|--------|------|------------|
| 7180 73RD ST N        | Pinellas Park | Open Storage | \$1,225,199  | 2,460  | 1968 | \$25,983   |
| 12501 40TH ST N       | Pinellas Park | Open Storage | \$995,000    | 6,688  | 1989 | \$20,073   |
| 3999 118TH AVE N      | Pinellas Park | Open Storage | \$975,000    | 3,100  | 1973 | \$19,117   |
| 3595 118TH AVE N      | Pinellas Park | Open Storage | \$925,000    | 16,375 | 1986 | \$32,499   |
| 9380 67TH ST          | Pinellas Park | Open Storage | \$880,000    | 12,732 | 1965 | \$19,096   |
| 11590 US HIGHWAY 19 N | Pinellas Park | Open Storage | \$875,000    | 8,390  | 1999 | \$17,397   |
| 12101 40TH ST N       | Pinellas Park | Open Storage | \$555,000    | 350    | 1995 | \$11,184   |
| 3975 118TH AVE N      | Pinellas Park | Open Storage | \$475,000    | 7,832  | 1980 | \$10,037   |
| 9000 66TH ST N        | Pinellas Park | Open Storage | \$442,431    | 1,960  |      | \$9,473    |
| 10534 66TH ST         | Pinellas Park | Open Storage | \$410,429    | 1,402  | 1951 | \$8,308    |
| 6751 118TH AVE        | Pinellas Park | Open Storage | \$396,012    | 4,611  | 1962 | \$7,372    |
| 8311 63RD WAY N       | Pinellas Park | Open Storage | \$375,000    | 4,890  | 1964 | \$8,289    |
| 12700 56TH ST N       | Pinellas Park | Open Storage | \$290,000    | 1,757  | 1925 | \$5,735    |

| Address               | City          | Type         | Market Value | Sq Ft | Year | Annual Tax |
|-----------------------|---------------|--------------|--------------|-------|------|------------|
| 118TH AVE             | Pinellas Park | Open Storage | \$256,912    |       |      | \$5,403    |
| 3979 118TH AVE N      | Pinellas Park | Open Storage | \$206,901    | 3,000 | 2024 | \$4,310    |
| 12190 US HIGHWAY 19 N | Pinellas Park | Open Storage | \$194,925    | 1,268 | 1978 | \$3,882    |
| 10315 68TH ST         | Pinellas Park | Open Storage | \$189,295    | 624   | 1960 | \$3,651    |
| 5500 ULMERTON RD      | Pinellas Park | Open Storage | \$177,000    | 1,008 | 1949 | \$4,015    |
| 10395 68TH ST         | Pinellas Park | Open Storage | \$174,274    | 1,182 | 1960 | \$3,047    |

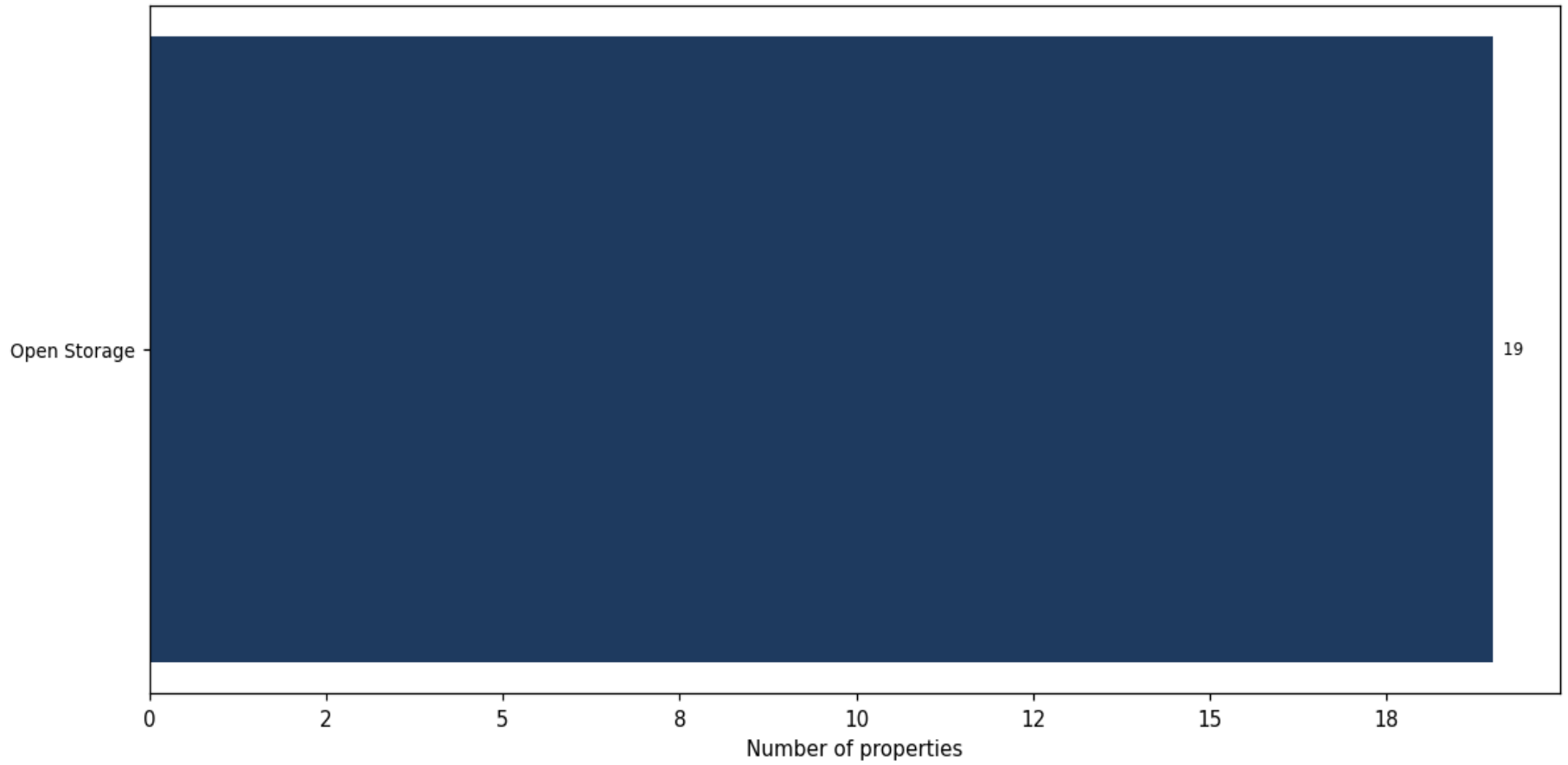
**Market value distribution (n=19, top 1% trimmed for readability)**



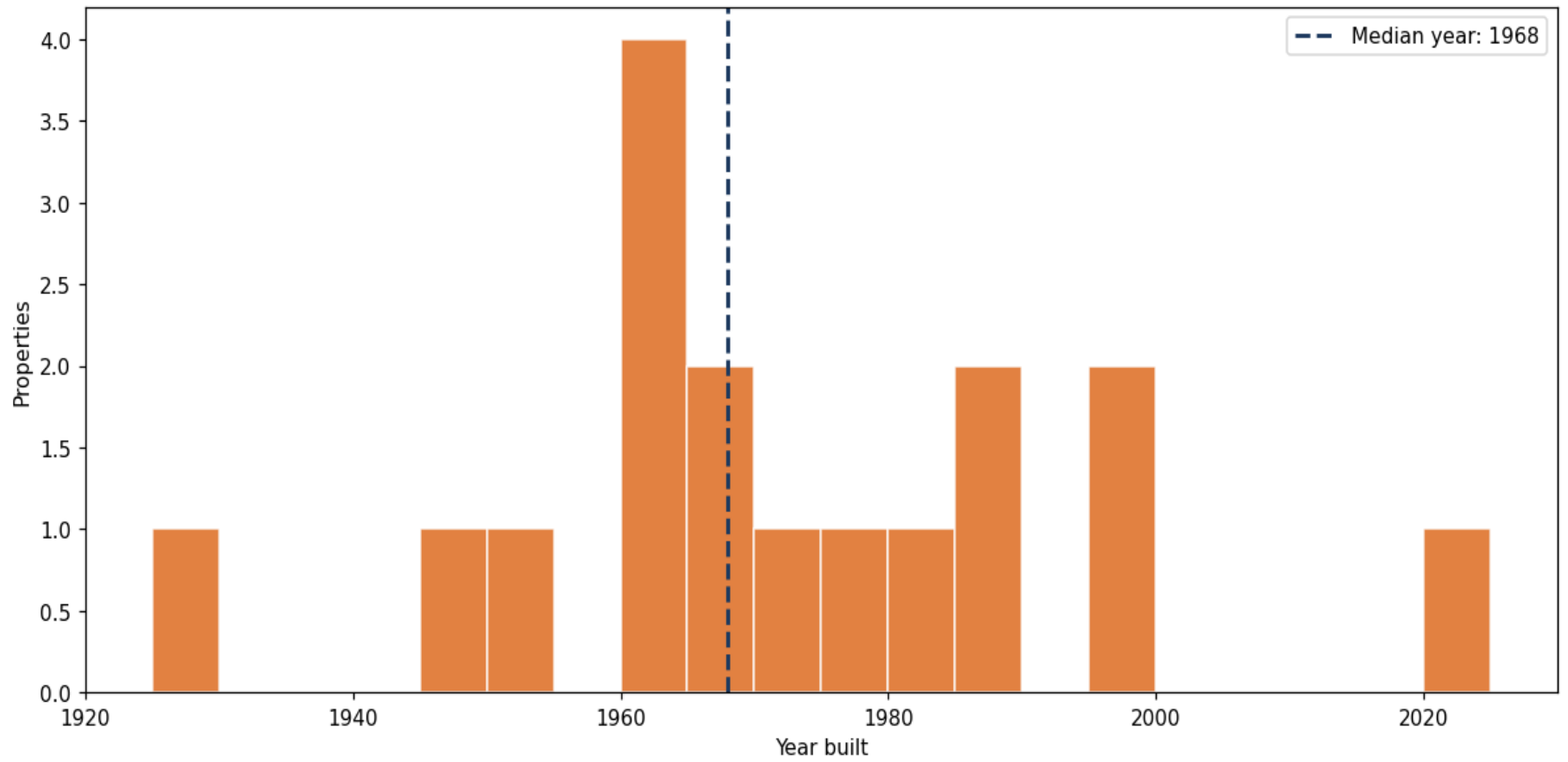
**Building size vs. market value (n=16, outliers trimmed)**



### Top property types by count



**Year built distribution (5-year buckets)**



**Market value vs. assessed value (gap = untaxed appreciation)**

