

# Pinellas Property Market Report

38 matching properties • May 30, 2026

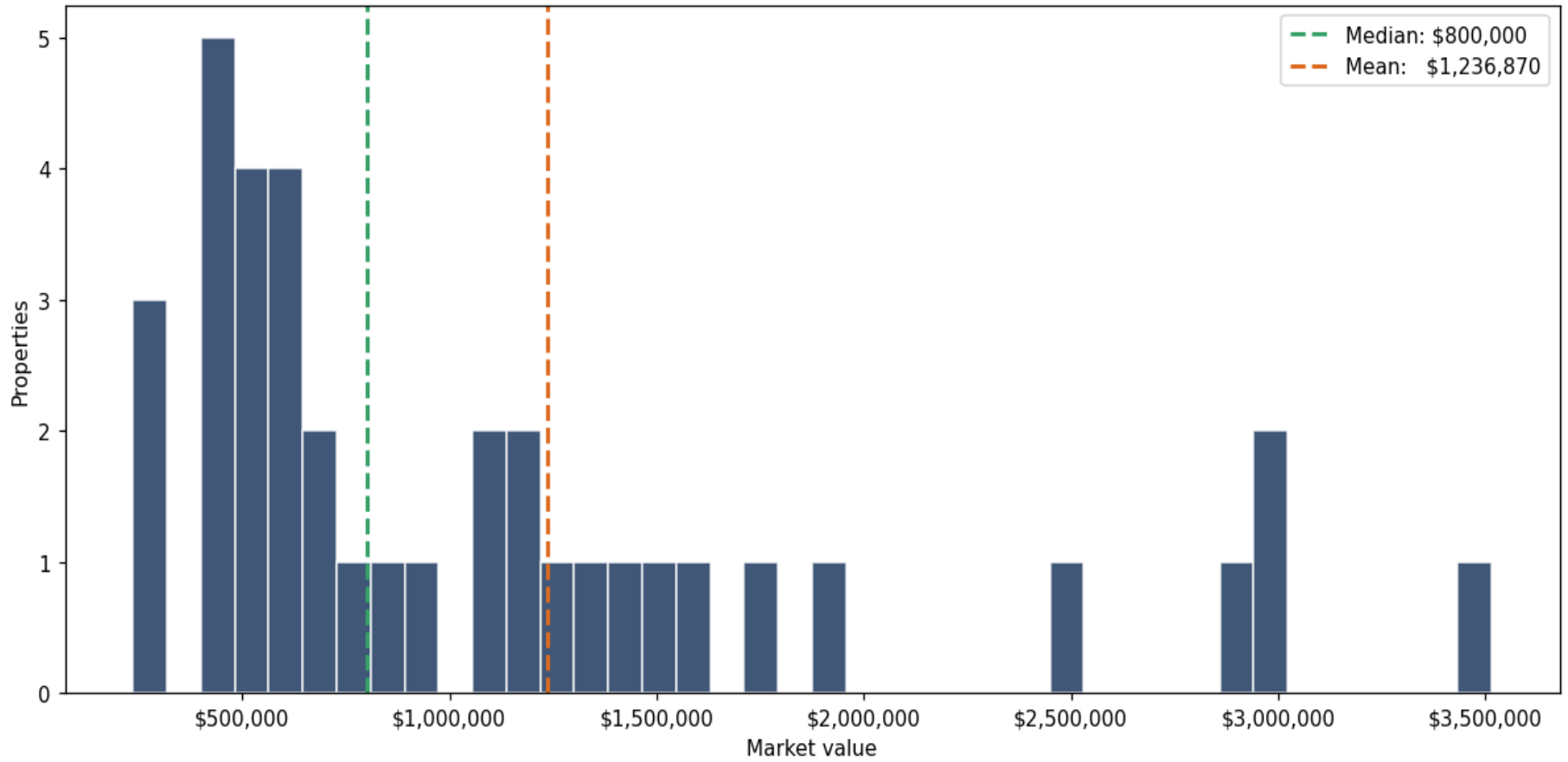
Filters applied	Headline numbers
<b>City:</b> Pinellas Park	<b>Properties matched:</b> 38
<b>Property type:</b> Medical Office Building - single	<b>Median market value:</b> \$860,000
	<b>Mean market value:</b> \$1,236,870
	<b>Min / Max:</b> \$235,500 / \$5,480,000
	<b>Mean square footage:</b> 7,344

## Top 38 properties by market value

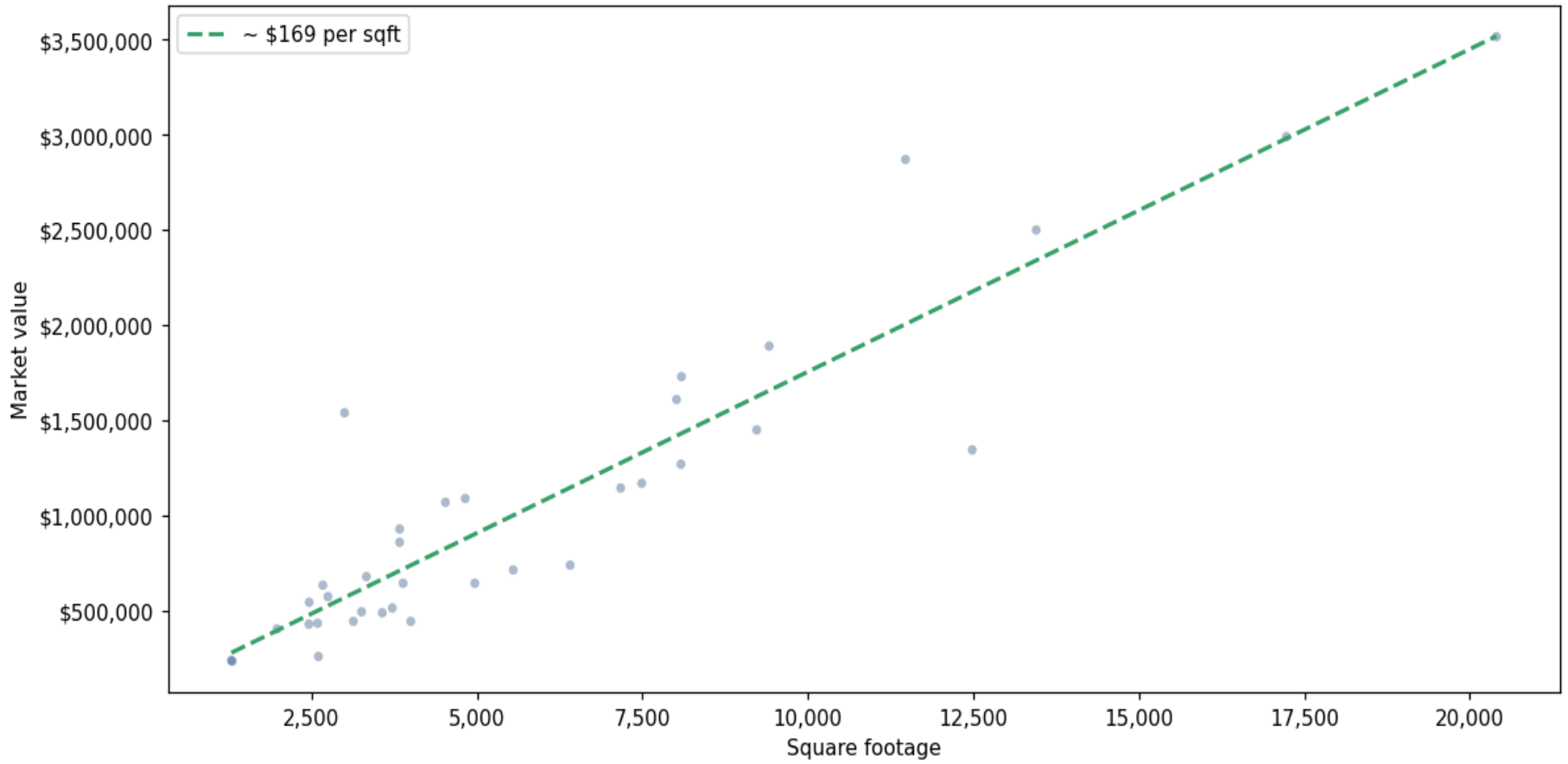
Address	City	Type	Market Value	Sq Ft	Year	Annual Tax
6500 66TH ST N	Pinellas Park	Medical Office Building	\$5,480,000	33,687	2003	\$120,177
12416 66TH ST	Pinellas Park	Medical Office Building	\$3,515,000	20,403	2007	\$70,466
6600 66TH ST N	Pinellas Park	Medical Office Building	\$2,990,000	17,230	1989	\$65,324
7800 66TH ST N	Pinellas Park	Medical Office Building	\$2,970,000	30,912	1985	\$65,681
3070 GRAND AVE	Pinellas Park	Medical Office Building	\$2,870,000	11,475	2018	\$60,225
7599 PARK BLVD	Pinellas Park	Medical Office Building	\$2,500,000	13,450	2014	\$52,461
9375 66TH ST	Pinellas Park	Medical Office Building	\$1,890,000	9,415	1991	\$41,339
7500 PARK BLVD	Pinellas Park	Medical Office Building	\$1,730,000	8,089	2011	\$36,303
6640 78TH AVE N	Pinellas Park	Medical Office Building	\$1,610,000	8,016	2005	\$64,359
7321 PARK BLVD	Pinellas Park	Medical Office Building	\$1,540,000	3,000	2002	\$32,316
7500 BRYAN DAIRY RD	Pinellas Park	Medical Office Building	\$1,450,000	9,227	2002	\$28,963
4820 PARK BLVD	Pinellas Park	Medical Office Building	\$1,345,000	12,484	1955	\$28,224
4800 PARK BLVD	Pinellas Park	Medical Office Building	\$1,270,000	8,082	1971	\$26,650

Address	City	Type	Market Value	Sq Ft	Year	Annual Tax
7641 66TH ST N	Pinellas Park	Medical Office Building	\$1,170,000	7,490	1992	\$25,895
7791 52ND ST N	Pinellas Park	Medical Office Building	\$1,145,000	7,172	2005	\$25,160
5745 PARK BLVD	Pinellas Park	Medical Office Building	\$1,090,000	4,824	2023	\$22,873
5265 PARK BLVD	Pinellas Park	Medical Office Building	\$1,070,000	4,525	2022	\$22,453
6650 78TH AVE N	Pinellas Park	Medical Office Building	\$930,000	3,832	2003	\$20,355
6658 78TH AVE N	Pinellas Park	Medical Office Building	\$860,000	3,832	2003	\$18,970
7955 66TH ST N	Pinellas Park	Medical Office Building	\$740,000	6,408	1972	\$16,053
7995 66TH ST N	Pinellas Park	Medical Office Building	\$715,000	5,548	1969	\$15,843
7047 66TH ST N	Pinellas Park	Medical Office Building	\$680,000	3,330	1997	\$15,046
8065 66TH ST N	Pinellas Park	Medical Office Building	\$645,000	4,968	1965	\$14,212
6250 PARK BLVD	Pinellas Park	Medical Office Building	\$645,000	3,884	1950	\$13,535
10660 66TH ST	Pinellas Park	Medical Office Building	\$635,000	2,672	1964	\$12,598
5299 PARK BLVD	Pinellas Park	Medical Office Building	\$575,000	2,749	1947	\$12,066
8999 US HIGHWAY 19 N	Pinellas Park	Medical Office Building	\$545,000	2,465	2006	\$11,436
7000 66TH ST N	Pinellas Park	Medical Office Building	\$515,000	3,721	1971	\$11,290
8001 66TH ST N	Pinellas Park	Medical Office Building	\$495,000	3,256	1983	\$10,891
7101 49TH ST N	Pinellas Park	Medical Office Building	\$490,000	3,570	1997	\$10,786
6217 66TH ST N	Pinellas Park	Medical Office Building	\$445,000	3,133	1951	\$9,873
5002 73RD AVE N	Pinellas Park	Medical Office Building	\$445,000	4,000	1982	\$9,810
4900 95TH AVE	Pinellas Park	Medical Office Building	\$435,000	2,592	1992	\$9,600
6088 PARK BLVD	Pinellas Park	Medical Office Building	\$430,000	2,460	1977	\$9,023
9500 66TH ST	Pinellas Park	Medical Office Building	\$405,000	1,980	2005	\$8,750
8214 BELCHER RD	Pinellas Park	Medical Office Building	\$260,550	2,606	1947	\$4,748
7000 48TH ST N	Pinellas Park	Medical Office Building	\$240,000	1,290	1956	\$5,292
8695 66TH ST	Pinellas Park	Medical Office Building	\$235,500	1,302	1953	\$5,078

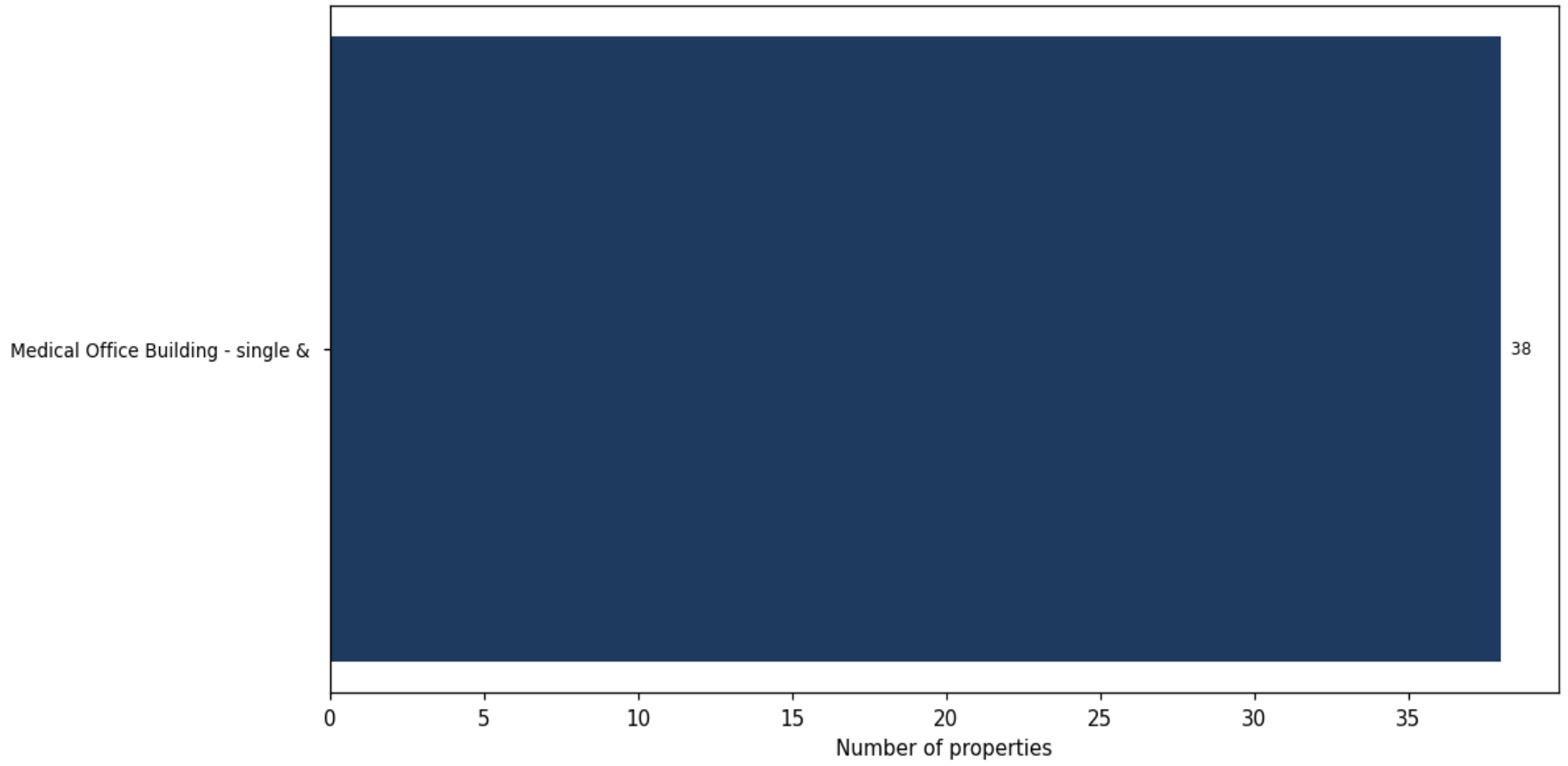
**Market value distribution (n=38, top 1% trimmed for readability)**



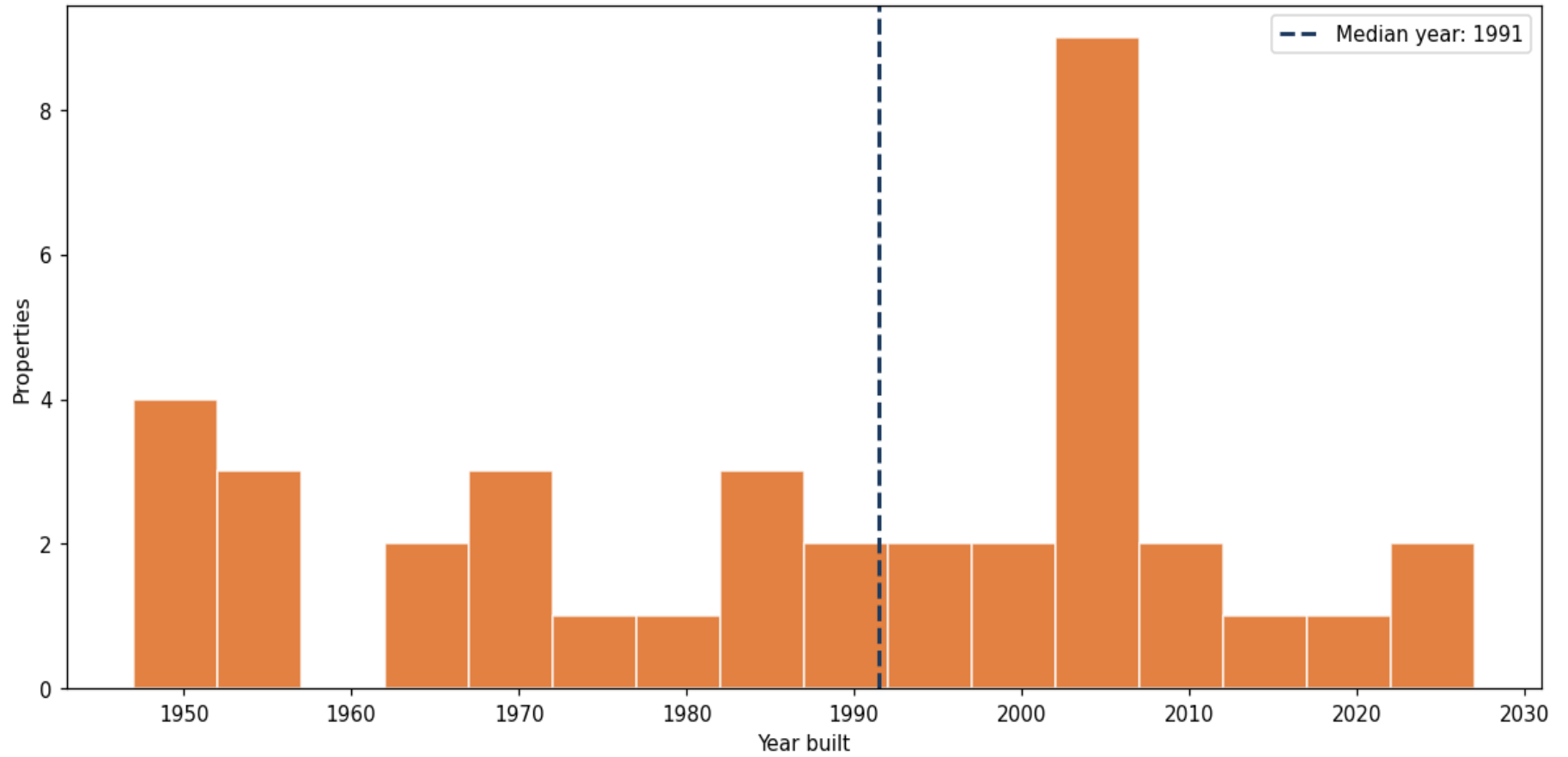
**Building size vs. market value (n=36, outliers trimmed)**



### Top property types by count



**Year built distribution (5-year buckets)**



**Market value vs. assessed value (gap = untaxed appreciation)**

