

Pinellas Property Market Report

448 matching properties • June 02, 2026

Filters applied	Headline numbers
City: Pinellas Park	Properties matched: 448
Property type: Manufactured Home (On Individually Owned Lot)	Median market value: \$127,078
	Mean market value: \$140,614
	Min / Max: \$52,788 / \$385,266
	Mean square footage: 1,040

Top 200 properties by market value

Address	City	Type	Market Value	Sq Ft	Year	Annual Tax
6132 109TH AVE	Pinellas Park	Manufactured Home (On In	\$385,266	1,440	1974	\$6,393
6720 69TH AVE N	Pinellas Park	Manufactured Home (On In	\$383,082	1,294	1990	\$7,649
6100 105TH AVE	Pinellas Park	Manufactured Home (On In	\$358,205	2,900	2017	\$6,258
12436 CROSS ST	Pinellas Park	Manufactured Home (On In	\$320,508	2,208	2000	\$5,732
6621 50TH ST N	Pinellas Park	Manufactured Home (On In	\$311,896	2,280	2022	\$6,062
6720 70TH AVE N	Pinellas Park	Manufactured Home (On In	\$302,688	2,108	2024	\$5,956
6066 84TH AVE	Pinellas Park	Manufactured Home (On In	\$296,590	1,728	1968	\$7,494
6715 68TH AVE N	Pinellas Park	Manufactured Home (On In	\$289,762	1,425	2018	\$5,780
12373 TREE ST	Pinellas Park	Manufactured Home (On In	\$283,958	2,108	2010	\$4,946
7665 64TH ST N	Pinellas Park	Manufactured Home (On In	\$281,007	2,134	2000	\$6,603
49TH WAY N	Pinellas Park	Manufactured Home (On In	\$279,703	1,488	2017	\$5,378
6140 84TH AVE	Pinellas Park	Manufactured Home (On In	\$276,354	2,108	2002	\$5,979
6141 84TH AVE	Pinellas Park	Manufactured Home (On In	\$270,892	2,156	2002	\$5,861

Address	City	Type	Market Value	Sq Ft	Year	Annual Tax
6704 71ST AVE N	Pinellas Park	Manufactured Home (On In	\$269,535	1,512	2002	\$4,977
6074 109TH TER	Pinellas Park	Manufactured Home (On In	\$253,830	1,458	2022	\$4,370
6725 69TH AVE N	Pinellas Park	Manufactured Home (On In	\$252,300	1,056	1985	\$5,062
12300 CROSS ST	Pinellas Park	Manufactured Home (On In	\$250,409	2,163	1999	\$4,484
8220 60TH ST N	Pinellas Park	Manufactured Home (On In	\$246,700	1,207	1998	\$5,384
12573 LAND ST	Pinellas Park	Manufactured Home (On In	\$245,604	1,323	2017	\$4,378
5040 70TH AVE N	Pinellas Park	Manufactured Home (On In	\$244,939	2,394	1986	\$4,696
6160 105TH AVE	Pinellas Park	Manufactured Home (On In	\$243,751	1,404	2022	\$4,172
6540 50TH ST N	Pinellas Park	Manufactured Home (On In	\$242,469	1,484	2015	\$4,685
6078 109TH AVE	Pinellas Park	Manufactured Home (On In	\$238,688	1,620	2018	\$4,261
12275 CROSS ST	Pinellas Park	Manufactured Home (On In	\$238,416	1,647	2017	\$4,264
6163 106TH AVE N	Pinellas Park	Manufactured Home (On In	\$237,595	1,344	2020	\$4,150
10544 58TH ST	Pinellas Park	Manufactured Home (On In	\$237,504	2,079	1993	\$4,374
6043 113TH AVE	Pinellas Park	Manufactured Home (On In	\$234,485	1,728	1995	\$4,038
8070 61ST WAY N	Pinellas Park	Manufactured Home (On In	\$229,076	1,085	2021	\$5,079
6700 49TH WAY N	Pinellas Park	Manufactured Home (On In	\$228,776	1,200	2021	\$4,379
6075 108TH AVE	Pinellas Park	Manufactured Home (On In	\$228,409	1,728	1985	\$3,851
6750 70TH AVE N	Pinellas Park	Manufactured Home (On In	\$227,301	1,728	1997	\$4,524
6191 109TH TER	Pinellas Park	Manufactured Home (On In	\$225,283	1,539	2018	\$3,826
6055 107TH AVE N	Pinellas Park	Manufactured Home (On In	\$225,081	1,620	2010	\$3,877
12301 LAND ST	Pinellas Park	Manufactured Home (On In	\$224,230	1,512	2003	\$4,021
6006 107TH AVE N	Pinellas Park	Manufactured Home (On In	\$224,176	1,560	2014	\$3,907
6601 51ST WAY N	Pinellas Park	Manufactured Home (On In	\$223,642	2,340	1999	\$4,176
6704 70TH AVE N	Pinellas Park	Manufactured Home (On In	\$220,412	919	1960	\$4,408
6180 105TH TER	Pinellas Park	Manufactured Home (On In	\$220,390	1,566	2002	\$3,633

Address	City	Type	Market Value	Sq Ft	Year	Annual Tax
6049 112TH AVE	Pinellas Park	Manufactured Home (On In	\$217,588	1,980	2008	\$3,775
6709 69TH AVE N	Pinellas Park	Manufactured Home (On In	\$217,082	1,782	2002	\$4,650
6035 82ND AVE N	Pinellas Park	Manufactured Home (On In	\$216,107	1,215	2006	\$4,648
6106 104TH AVE	Pinellas Park	Manufactured Home (On In	\$215,700	1,708	1997	\$3,681
6770 70TH AVE N	Pinellas Park	Manufactured Home (On In	\$215,634	1,500	2006	\$4,230
6075 109TH TER	Pinellas Park	Manufactured Home (On In	\$215,173	1,186	2007	\$3,639
6105 105TH AVE	Pinellas Park	Manufactured Home (On In	\$213,779	1,575	2001	\$3,697
12360 TREE ST	Pinellas Park	Manufactured Home (On In	\$211,782	1,296	2003	\$3,766
5181 68TH AVE N	Pinellas Park	Manufactured Home (On In	\$210,810	1,762	1986	\$3,973
6142 110TH AVE	Pinellas Park	Manufactured Home (On In	\$208,174	1,566	2002	\$3,441
6064 109TH AVE	Pinellas Park	Manufactured Home (On In	\$203,256	1,620	1999	\$3,496
6020 81ST TER N	Pinellas Park	Manufactured Home (On In	\$202,609	1,189	1991	\$4,839
6800 67TH ST N	Pinellas Park	Manufactured Home (On In	\$202,053	1,620	1993	\$4,070
6113 105TH TER	Pinellas Park	Manufactured Home (On In	\$201,880	2,022	1968	\$3,229
6126 82ND TER N	Pinellas Park	Manufactured Home (On In	\$201,133	1,152	2001	\$4,514
9790 66TH ST N # 211	Pinellas Park	Manufactured Home (On In	\$200,404	1,296	2020	\$3,932
6122 108TH AVE	Pinellas Park	Manufactured Home (On In	\$200,322	1,928	1965	\$3,369
6199 108TH AVE	Pinellas Park	Manufactured Home (On In	\$200,320	1,500	2003	\$3,477
6080 112TH AVE	Pinellas Park	Manufactured Home (On In	\$198,950	1,123	2017	\$3,451
6116 110TH AVE	Pinellas Park	Manufactured Home (On In	\$198,621	1,774	1997	\$3,388
6137 106TH AVE	Pinellas Park	Manufactured Home (On In	\$194,372	1,692	1973	\$3,393
12200 LAND ST	Pinellas Park	Manufactured Home (On In	\$193,788	960	1994	\$3,456
6706 71ST AVE N	Pinellas Park	Manufactured Home (On In	\$193,744	960	1969	\$3,518
6051 106TH AVE	Pinellas Park	Manufactured Home (On In	\$192,096	1,296	2004	\$2,980
12461 TREE ST	Pinellas Park	Manufactured Home (On In	\$190,973	1,519	2003	\$3,396

Address	City	Type	Market Value	Sq Ft	Year	Annual Tax
6024 109TH TER	Pinellas Park	Manufactured Home (On In	\$189,572	2,010	1997	\$3,685
6107 104TH AVE	Pinellas Park	Manufactured Home (On In	\$189,564	1,296	1996	\$3,177
8348 71ST ST N	Pinellas Park	Manufactured Home (On In	\$187,131	1,152	1969	\$3,946
6757 69TH AVE N	Pinellas Park	Manufactured Home (On In	\$187,126	1,161	1998	\$3,667
6026 108TH AVE	Pinellas Park	Manufactured Home (On In	\$186,551	1,344	1999	\$3,348
6756 69TH AVE N	Pinellas Park	Manufactured Home (On In	\$185,410	1,404	1997	\$3,656
6182 82ND AVENUE CT N	Pinellas Park	Manufactured Home (On In	\$184,783	1,440	1982	\$4,353
3541 66TH TER N	Pinellas Park	Manufactured Home (On In	\$183,636	1,374	1992	\$4,270
6131 105TH AVE	Pinellas Park	Manufactured Home (On In	\$182,655	864	2023	\$3,186
12361 CROSS ST	Pinellas Park	Manufactured Home (On In	\$182,207	840	2015	\$2,898
12425 CROSS ST	Pinellas Park	Manufactured Home (On In	\$182,091	840	2016	\$2,888
12501 CROSS ST	Pinellas Park	Manufactured Home (On In	\$182,091	840	2016	\$2,888
12449 CROSS ST	Pinellas Park	Manufactured Home (On In	\$182,091	840	2016	\$2,888
6093 109TH AVE	Pinellas Park	Manufactured Home (On In	\$178,607	1,248	2004	\$2,975
6780 69TH AVE N	Pinellas Park	Manufactured Home (On In	\$178,465	1,104	1985	\$3,651
5100 70TH AVE N	Pinellas Park	Manufactured Home (On In	\$178,327	1,344	1965	\$3,335
6113 108TH AVE	Pinellas Park	Manufactured Home (On In	\$178,303	1,512	1999	\$3,037
5000 68TH AVE N	Pinellas Park	Manufactured Home (On In	\$176,839	925	1975	\$3,588
6127 84TH AVE	Pinellas Park	Manufactured Home (On In	\$176,521	1,680	1988	\$4,057
6101 82ND AVE N	Pinellas Park	Manufactured Home (On In	\$176,453	1,512	1990	\$3,973
3540 66TH TER N	Pinellas Park	Manufactured Home (On In	\$176,058	1,336	1992	\$3,917
6125 102ND AVE	Pinellas Park	Manufactured Home (On In	\$175,054	1,800	2001	\$2,992
6000 110TH AVE	Pinellas Park	Manufactured Home (On In	\$174,830	1,056	2003	\$3,002
6768 69TH AVE N	Pinellas Park	Manufactured Home (On In	\$174,449	1,206	1987	\$3,583
6004 114TH AVE	Pinellas Park	Manufactured Home (On In	\$173,975	870	2025	\$4,163

Address	City	Type	Market Value	Sq Ft	Year	Annual Tax
6161 103RD AVE	Pinellas Park	Manufactured Home (On In	\$173,308	1,056	1978	\$2,935
6702 70TH AVE N	Pinellas Park	Manufactured Home (On In	\$173,095	1,140	1997	\$3,436
6163 109TH AVE	Pinellas Park	Manufactured Home (On In	\$172,513	1,296	2000	\$2,965
6067 113TH AVE	Pinellas Park	Manufactured Home (On In	\$171,661	1,368	1970	\$3,148
6153 103RD AVE	Pinellas Park	Manufactured Home (On In	\$169,491	1,104	1998	\$2,875
6037 109TH TER	Pinellas Park	Manufactured Home (On In	\$169,203	816	2017	\$2,982
5120 69TH AVE N	Pinellas Park	Manufactured Home (On In	\$167,599	960	1976	\$3,125
6190 84TH AVE	Pinellas Park	Manufactured Home (On In	\$167,340	1,060	1963	\$3,857
6117 102ND AVE	Pinellas Park	Manufactured Home (On In	\$166,378	912	2005	\$2,916
6151 109TH AVE	Pinellas Park	Manufactured Home (On In	\$164,963	1,620	1997	\$3,559
6083 113TH AVE	Pinellas Park	Manufactured Home (On In	\$164,146	1,464	1973	\$2,787
6181 109TH TER	Pinellas Park	Manufactured Home (On In	\$163,809	960	2001	\$2,822
6093 106TH AVE	Pinellas Park	Manufactured Home (On In	\$162,611	1,728	1997	\$2,781
6190 106TH AVE	Pinellas Park	Manufactured Home (On In	\$162,341	868	2001	\$2,761
6181 82ND TER N	Pinellas Park	Manufactured Home (On In	\$162,323	960	1989	\$4,012
6151 82ND AVE N	Pinellas Park	Manufactured Home (On In	\$162,201	1,512	1990	\$3,712
6765 69TH AVE N	Pinellas Park	Manufactured Home (On In	\$161,501	1,950	1993	\$3,203
6961 67TH ST N	Pinellas Park	Manufactured Home (On In	\$160,615	912	1989	\$3,446
6062 110TH AVE	Pinellas Park	Manufactured Home (On In	\$160,392	672	2009	\$2,767
6620 70TH AVE N	Pinellas Park	Manufactured Home (On In	\$160,264	1,200	1983	\$3,201
5190 65TH AVE N	Pinellas Park	Manufactured Home (On In	\$159,913	1,056	1996	\$3,058
4990 68TH AVE N	Pinellas Park	Manufactured Home (On In	\$159,201	924	1990	\$2,969
6160 82ND TER N	Pinellas Park	Manufactured Home (On In	\$158,478	1,222	1972	\$3,730
6520 51ST WAY N	Pinellas Park	Manufactured Home (On In	\$158,252	1,512	1996	\$2,932
6131 107TH AVE N	Pinellas Park	Manufactured Home (On In	\$158,104	1,196	1997	\$2,699

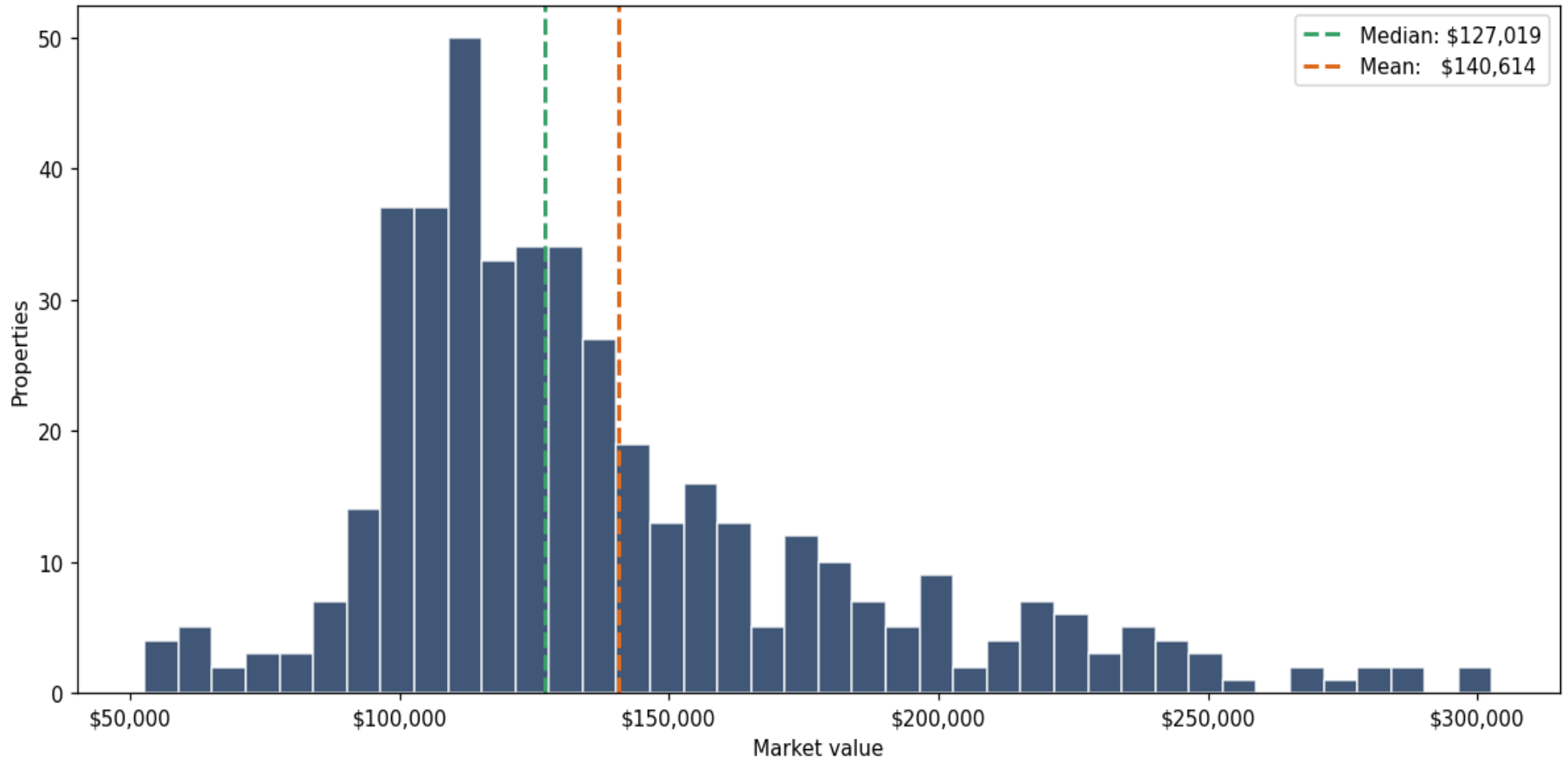
Address	City	Type	Market Value	Sq Ft	Year	Annual Tax
6178 82ND AVENUE CT N	Pinellas Park	Manufactured Home (On In	\$157,984	1,128	1980	\$3,639
3520 66TH TER N	Pinellas Park	Manufactured Home (On In	\$157,946	1,134	1987	\$4,107
6036 110TH AVE	Pinellas Park	Manufactured Home (On In	\$157,529	1,512	1998	\$3,570
6130 105TH AVE	Pinellas Park	Manufactured Home (On In	\$157,177	1,456	1985	\$2,684
3681 66TH TER N	Pinellas Park	Manufactured Home (On In	\$157,116	385	2005	\$3,641
3641 66TH TER N	Pinellas Park	Manufactured Home (On In	\$156,014	1,088	1993	\$3,589
12284 TREE ST	Pinellas Park	Manufactured Home (On In	\$155,817	960	1971	\$2,739
8112 60TH ST N	Pinellas Park	Manufactured Home (On In	\$155,133	192	1952	\$3,733
6192 110TH AVE	Pinellas Park	Manufactured Home (On In	\$154,930	1,344	1999	\$2,546
8190 61ST ST N	Pinellas Park	Manufactured Home (On In	\$154,859	520	1966	\$3,680
4970 68TH AVE N	Pinellas Park	Manufactured Home (On In	\$154,039	784	1983	\$2,877
6014 108TH AVE	Pinellas Park	Manufactured Home (On In	\$153,320	1,300	1986	\$3,463
6680 51ST WAY N	Pinellas Park	Manufactured Home (On In	\$153,162	1,592	1992	\$2,879
6170 84TH AVE	Pinellas Park	Manufactured Home (On In	\$152,625	1,060	1967	\$3,696
12260 LAND ST	Pinellas Park	Manufactured Home (On In	\$151,591	684	1970	\$2,673
8090 60TH ST	Pinellas Park	Manufactured Home (On In	\$151,386	1,280	1989	\$3,523
6660 50TH ST N	Pinellas Park	Manufactured Home (On In	\$150,862	1,323	1995	\$2,835
6116 82ND TER N	Pinellas Park	Manufactured Home (On In	\$150,664	1,056	1974	\$3,584
6025 108TH AVE	Pinellas Park	Manufactured Home (On In	\$150,207	1,620	1996	\$2,458
8100 60TH ST N	Pinellas Park	Manufactured Home (On In	\$150,040	1,104	1989	\$3,511
6157 105TH TER	Pinellas Park	Manufactured Home (On In	\$149,616	1,296	1998	\$2,618
6140 82ND TER N	Pinellas Park	Manufactured Home (On In	\$149,087	1,000	1960	\$3,476
6088 108TH AVE	Pinellas Park	Manufactured Home (On In	\$147,847	1,344	1981	\$2,419
6736 70TH AVE N	Pinellas Park	Manufactured Home (On In	\$147,676	1,152	1994	\$2,923
6064 112TH AVE	Pinellas Park	Manufactured Home (On In	\$147,580	923	1965	\$2,279

Address	City	Type	Market Value	Sq Ft	Year	Annual Tax
6171 107TH AVE N	Pinellas Park	Manufactured Home (On In	\$147,514	1,070	1976	\$2,394
6763 68TH AVE N	Pinellas Park	Manufactured Home (On In	\$145,805	1,392	1972	\$2,883
6612 70TH AVE N	Pinellas Park	Manufactured Home (On In	\$145,495	720	1980	\$3,038
12225 TREE ST	Pinellas Park	Manufactured Home (On In	\$144,674	1,794	1994	\$2,858
6079 84TH AVE	Pinellas Park	Manufactured Home (On In	\$144,365	556	1960	\$3,432
5101 69TH AVE N	Pinellas Park	Manufactured Home (On In	\$144,260	800	1961	\$2,778
6101 82ND TER N	Pinellas Park	Manufactured Home (On In	\$144,210	408	1987	\$3,517
6661 50TH ST N	Pinellas Park	Manufactured Home (On In	\$144,092	450	1959	\$2,669
6760 51ST WAY N	Pinellas Park	Manufactured Home (On In	\$143,900	1,440	1979	\$2,678
6111 107TH AVE N	Pinellas Park	Manufactured Home (On In	\$143,234	1,352	1995	\$2,364
12354 LAND ST	Pinellas Park	Manufactured Home (On In	\$143,163	936	1987	\$2,546
6680 50TH ST N	Pinellas Park	Manufactured Home (On In	\$143,139	672	1974	\$2,687
3600 66TH TER N	Pinellas Park	Manufactured Home (On In	\$142,536	1,056	1982	\$3,349
6077 107TH AVE N	Pinellas Park	Manufactured Home (On In	\$142,276	960	1998	\$2,350
6149 105TH AVE	Pinellas Park	Manufactured Home (On In	\$142,222	480	1967	\$2,583
6105 106TH AVE	Pinellas Park	Manufactured Home (On In	\$141,975	1,440	1983	\$2,379
6084 84TH AVE	Pinellas Park	Manufactured Home (On In	\$141,810	512	1956	\$3,404
6074 110TH AVE	Pinellas Park	Manufactured Home (On In	\$141,355	1,431	1991	\$2,353
12332 CROSS ST	Pinellas Park	Manufactured Home (On In	\$140,993	1,248	1986	\$2,457
6144 103RD AVE	Pinellas Park	Manufactured Home (On In	\$140,548	1,296	1994	\$2,322
6093 84TH AVE	Pinellas Park	Manufactured Home (On In	\$140,190	728	1982	\$3,350
6056 109TH AVE	Pinellas Park	Manufactured Home (On In	\$140,090	1,440	1976	\$2,235
6795 68TH AVE N	Pinellas Park	Manufactured Home (On In	\$140,049	1,122	1965	\$2,787
6590 50TH ST N	Pinellas Park	Manufactured Home (On In	\$139,839	700	1963	\$2,586
5080 68TH AVE N	Pinellas Park	Manufactured Home (On In	\$139,824	320	1965	\$2,594

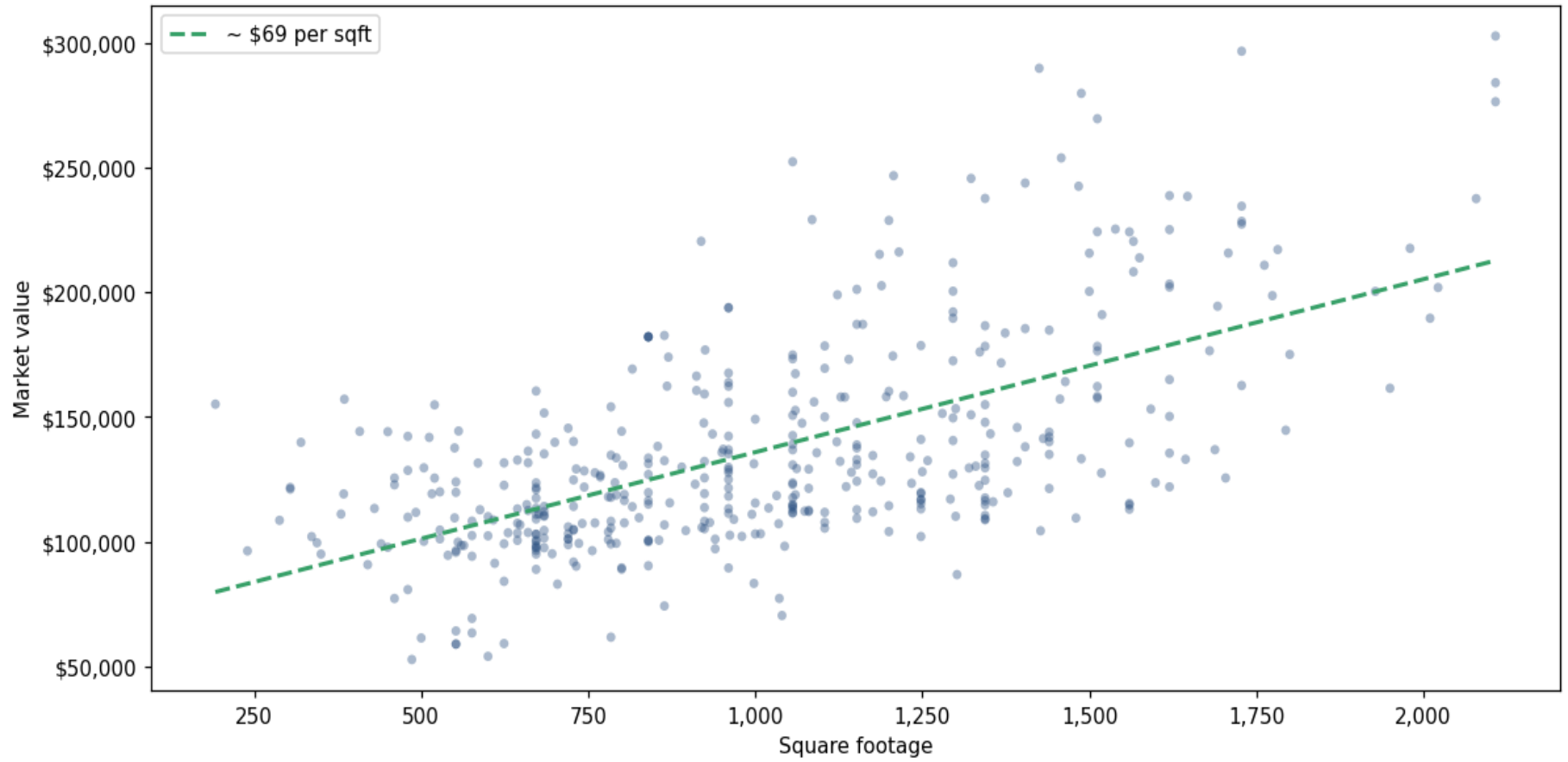
Address	City	Type	Market Value	Sq Ft	Year	Annual Tax
6156 105TH TER	Pinellas Park	Manufactured Home (On In	\$139,630	1,560	1993	\$2,307
3621 66TH TER N	Pinellas Park	Manufactured Home (On In	\$139,029	1,056	1979	\$3,302
6771 68TH AVE N	Pinellas Park	Manufactured Home (On In	\$138,791	1,152	1975	\$2,795
6620 50TH ST N	Pinellas Park	Manufactured Home (On In	\$138,218	854	1964	\$2,584
6053 109TH AVE	Pinellas Park	Manufactured Home (On In	\$138,037	1,404	1989	\$2,304
7006 67TH ST N	Pinellas Park	Manufactured Home (On In	\$137,592	550	1964	\$2,501
6779 68TH AVE N	Pinellas Park	Manufactured Home (On In	\$137,563	1,152	1980	\$2,817
6092 84TH AVE	Pinellas Park	Manufactured Home (On In	\$137,053	952	1989	\$3,269
5060 69TH AVE N	Pinellas Park	Manufactured Home (On In	\$136,881	1,688	1981	\$2,595
6069 107TH AVE N	Pinellas Park	Manufactured Home (On In	\$136,863	960	1997	\$2,312
6153 108TH AVE	Pinellas Park	Manufactured Home (On In	\$136,848	1,056	1985	\$2,418
6035 84TH AVE	Pinellas Park	Manufactured Home (On In	\$136,301	660	1975	\$3,279
6174 82ND AVENUE CT N	Pinellas Park	Manufactured Home (On In	\$135,776	950	1963	\$3,258
5877 114TH TER N	Pinellas Park	Manufactured Home (On In	\$135,664	1,092	1993	\$2,292
6016 109TH AVE	Pinellas Park	Manufactured Home (On In	\$135,510	1,620	1992	\$2,490
6701 69TH AVE N	Pinellas Park	Manufactured Home (On In	\$135,259	960	1974	\$2,721
6171 82ND AVE N	Pinellas Park	Manufactured Home (On In	\$135,208	684	1968	\$3,211
6181 105TH TER	Pinellas Park	Manufactured Home (On In	\$134,978	1,440	1984	\$2,297
6099 107TH AVE N	Pinellas Park	Manufactured Home (On In	\$134,727	1,344	1972	\$2,312
6101 105TH AVE	Pinellas Park	Manufactured Home (On In	\$134,680	784	2010	\$2,302
12540 LAND ST	Pinellas Park	Manufactured Home (On In	\$134,538	1,176	1980	\$2,381
6591 50TH ST N	Pinellas Park	Manufactured Home (On In	\$134,011	1,232	1976	\$2,782
3501 66TH TER N	Pinellas Park	Manufactured Home (On In	\$133,631	792	1953	\$3,166
6500 49TH WAY N	Pinellas Park	Manufactured Home (On In	\$133,509	840	1977	\$1,824
3660 68TH AVE N	Pinellas Park	Manufactured Home (On In	\$133,238	1,488	1975	\$4,023

Address	City	Type	Market Value	Sq Ft	Year	Annual Tax
12460 CROSS ST	Pinellas Park	Manufactured Home (On In	\$133,045	1,644	1981	\$2,346
6780 49TH WAY N	Pinellas Park	Manufactured Home (On In	\$132,912	1,152	1987	\$2,477
6113 103RD AVE N	Pinellas Park	Manufactured Home (On In	\$132,722	644	2012	\$2,269
6540 51ST WAY N	Pinellas Park	Manufactured Home (On In	\$132,506	1,258	1972	\$2,484
5141 69TH AVE N	Pinellas Park	Manufactured Home (On In	\$132,474	864	1975	\$2,466
6789 69TH AVE N	Pinellas Park	Manufactured Home (On In	\$132,181	1,127	1986	\$2,684
6029 84TH AVE	Pinellas Park	Manufactured Home (On In	\$132,176	924	1986	\$3,144
6051 109TH TER	Pinellas Park	Manufactured Home (On In	\$132,118	1,392	1992	\$2,229
3580 66TH TER N	Pinellas Park	Manufactured Home (On In	\$131,636	660	1965	\$3,168
5121 68TH AVE N	Pinellas Park	Manufactured Home (On In	\$131,601	624	1974	\$2,428
6101 84TH AVE	Pinellas Park	Manufactured Home (On In	\$131,522	585	1950	\$3,181
6092 109TH AVE	Pinellas Park	Manufactured Home (On In	\$131,384	1,344	1972	\$2,140

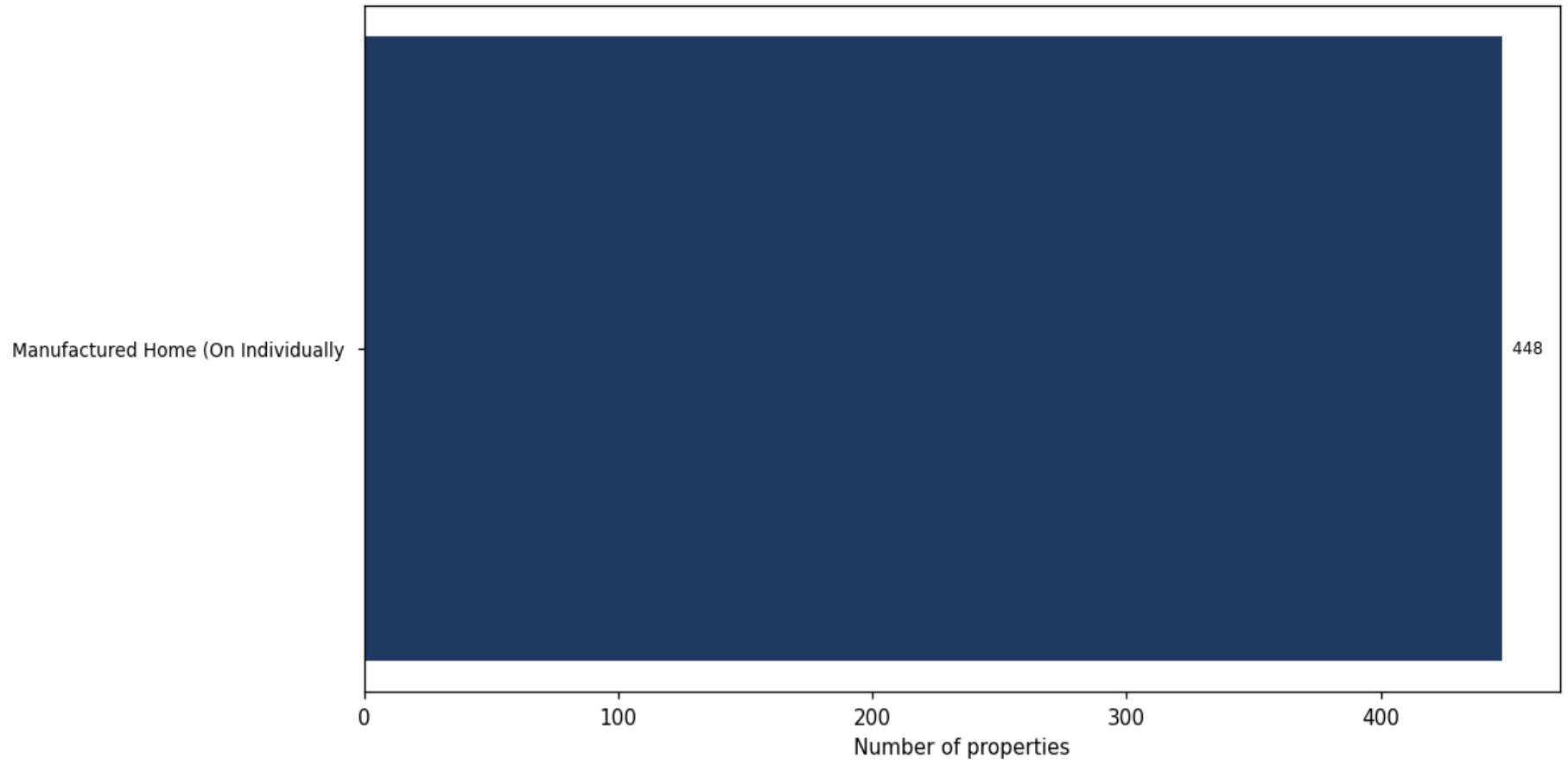
Market value distribution (n=448, top 1% trimmed for readability)



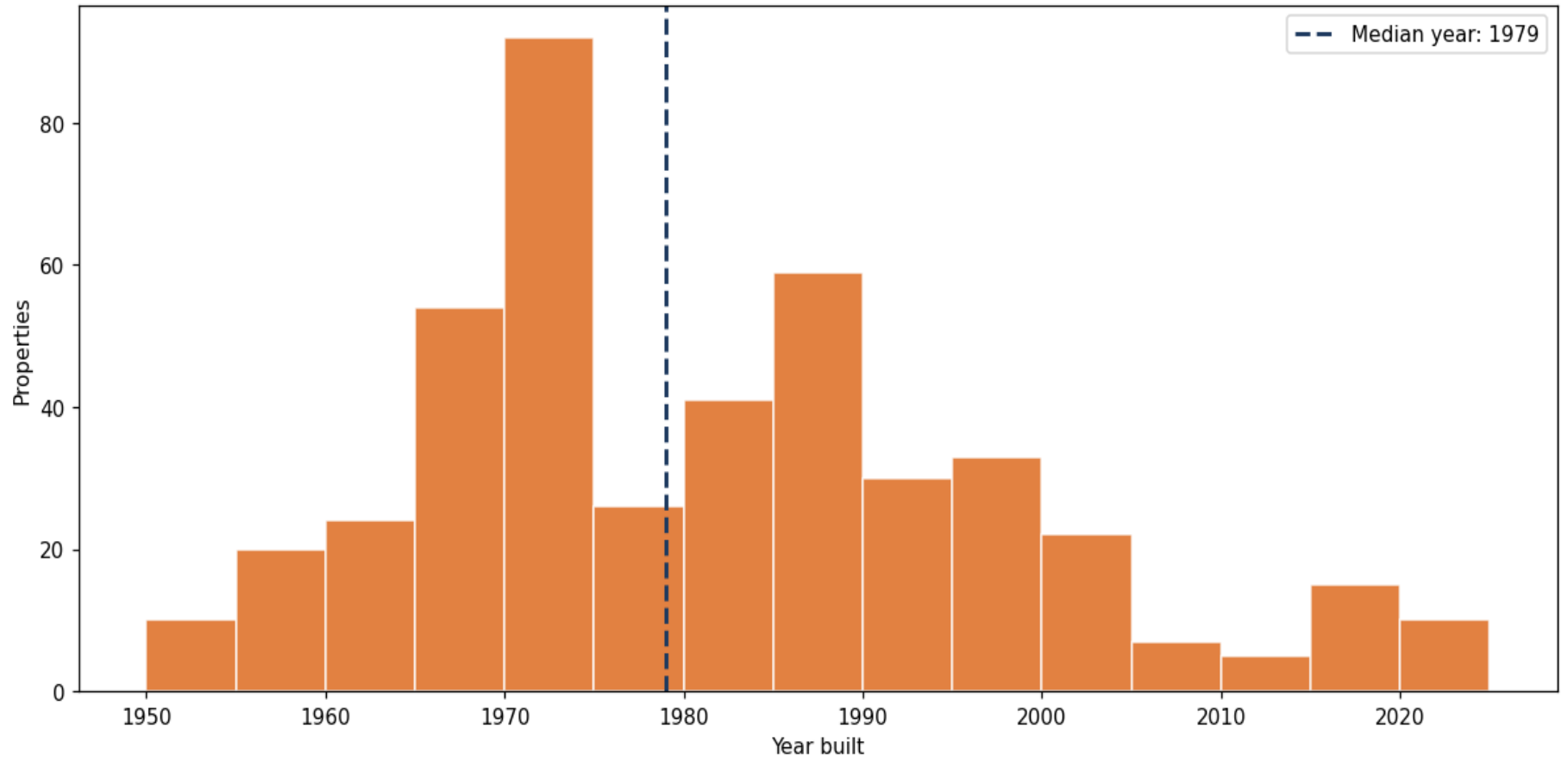
Building size vs. market value (n=438, outliers trimmed)



Top property types by count



Year built distribution (5-year buckets)



Market value vs. assessed value (gap = untaxed appreciation)

