

Pinellas Property Market Report

126 matching properties • May 30, 2026

Filters applied	Headline numbers
City: Pinellas Park	Properties matched: 126
Property type: General Office	Median market value: \$560,500
	Mean market value: \$1,060,783
	Min / Max: \$68,264 / \$5,885,000
	Mean square footage: 10,704

Top 126 properties by market value

Address	City	Type	Market Value	Sq Ft	Year	Annual Tax
4592 ULMERTON RD	Pinellas Park	General Office Bldg - mu	\$5,885,000	45,896	2007	\$109,064
10222 MCI DR	Pinellas Park	General Office Bldg - mu	\$5,715,533	129,542	1990	\$107,329
12200 BELCHER RD	Pinellas Park	General Office	\$5,450,000	50,028	2017	\$105,527
8200 BRYAN DAIRY RD	Pinellas Park	General Office Bldg - mu	\$4,810,000	47,094	2000	\$92,049
8250 BRYAN DAIRY RD	Pinellas Park	General Office Bldg - mu	\$4,790,000	47,376	1999	\$91,763
11800 30TH CT N	Pinellas Park	General Office Bldg - mu	\$4,360,000	53,468	1988	\$83,447
3491 GANDY BLVD	Pinellas Park	General Office Bldg - mu	\$3,995,000	51,448	1987	\$86,245
10810 72ND ST	Pinellas Park	General Office	\$3,390,000	27,387	1983	\$64,807
8800 49TH ST	Pinellas Park	General Office Bldg - mu	\$3,375,000	46,700	1974	\$104,187
3001 GANDY BLVD	Pinellas Park	General Office	\$3,130,000	21,288	1980	\$66,835
4590 ULMERTON RD	Pinellas Park	General Office Bldg - mu	\$3,050,000	21,361	2006	\$58,403
10300 49TH ST N	Pinellas Park	General Office Bldg - mu	\$2,820,000	22,095	1986	\$53,958
10601 BELCHER RD S	Pinellas Park	General Office	\$2,715,000	29,850	1985	\$52,094

Address	City	Type	Market Value	Sq Ft	Year	Annual Tax
11350 66TH ST	Pinellas Park	General Office Bldg - mu	\$2,700,000	35,205	1986	\$52,094
7785 66TH ST N	Pinellas Park	General Office Bldg - mu	\$2,515,000	35,104	1973	\$55,923
13300 49TH ST N	Pinellas Park	General Office Bldg - mu	\$2,390,000	19,515	1985	\$45,805
10200 49TH ST N	Pinellas Park	General Office Bldg - mu	\$2,375,000	26,430	2003	\$45,499
12360 66TH ST	Pinellas Park	General Office	\$2,360,000	20,546	1977	\$45,117
6925 112TH CIR	Pinellas Park	General Office	\$2,225,000	32,802	1987	\$42,823
11515 66TH ST	Pinellas Park	General Office	\$2,205,000	15,146	1967	\$42,153
6698 68TH AVE N	Pinellas Park	General Office Bldg - mu	\$2,150,000	50,592	1984	\$45,116
8200 66TH ST N	Pinellas Park	General Office	\$2,115,000	17,721	2007	\$45,116
10700 76TH CT	Pinellas Park	General Office	\$2,095,000	23,276	1988	\$40,624
8455 66TH ST N	Pinellas Park	General Office	\$1,810,000	14,575	2010	\$37,981
9375 US HIGHWAY 19 N	Pinellas Park	General Office Bldg - mu	\$1,690,000	18,871	1985	\$36,303
5100 78TH AVE N	Pinellas Park	General Office	\$1,605,000	17,800	1983	\$33,680
4326 PARK BLVD	Pinellas Park	General Office	\$1,465,000	12,832	1984	\$31,476
10810 US HIGHWAY 19 N	Pinellas Park	General Office	\$1,420,000	16,663	2000	\$28,580
7490 36TH ST N	Pinellas Park	General Office Bldg - mu	\$1,377,000	18,000	1963	\$28,906
5540 PARK BLVD	Pinellas Park	General Office Bldg - mu	\$1,300,000	21,752	1983	\$31,057
8130 66TH ST N # 8	Pinellas Park	General Office	\$1,200,000	12,000	1983	\$25,811
4930 PARK BLVD	Pinellas Park	General Office	\$1,145,000	11,745	1959	\$24,447
3801 118TH AVE N	Pinellas Park	General Office	\$1,085,000	10,010	1986	\$21,029
5995 PARK BLVD	Pinellas Park	General Office	\$1,065,000	9,400	1989	\$22,768
6251 44TH ST N	Pinellas Park	General Office	\$1,055,000	10,000	1987	\$22,453
4431 PARK BLVD	Pinellas Park	General Office	\$1,035,000	7,918	1986	\$22,243
4419 PARK BLVD	Pinellas Park	General Office	\$1,015,000	7,622	1986	\$21,761
5650 PARK BLVD	Pinellas Park	General Office	\$1,005,000	15,914	1978	\$22,243

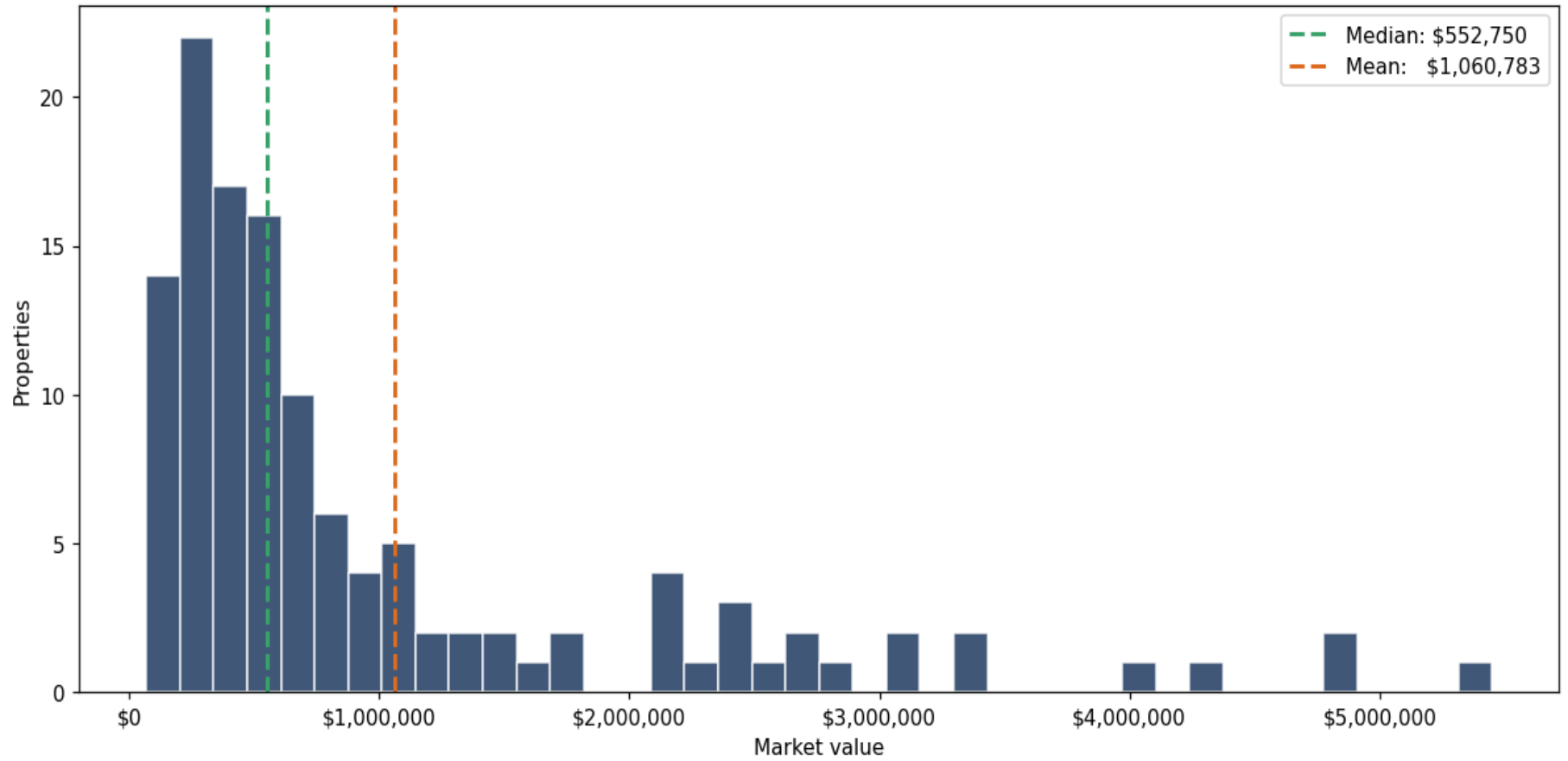
Address	City	Type	Market Value	Sq Ft	Year	Annual Tax
4801 86TH AVE	Pinellas Park	General Office	\$1,000,000	6,430	1984	\$20,984
3750 70TH AVE N	Pinellas Park	General Office	\$995,000	10,560	2002	\$21,194
12924 49TH ST N	Pinellas Park	General Office	\$942,000	2,664	1967	\$19,404
5444 PARK BLVD	Pinellas Park	General Office	\$870,000	6,402	1973	\$18,256
6585 102ND AVE	Pinellas Park	General Office	\$855,000	3,200	2005	\$17,205
4616 PARK BLVD	Pinellas Park	General Office	\$796,500	7,200	1976	\$16,714
10600 ENDEAVOUR WAY	Pinellas Park	General Office	\$782,500	8,872	1979	\$15,294
6699 90TH AVE	Pinellas Park	General Office	\$775,000	8,000	1986	\$16,228
6596 PARK BLVD	Pinellas Park	General Office	\$755,000	4,606	1984	\$15,843
11030 49TH ST	Pinellas Park	General Office	\$740,000	3,201	1997	\$14,147
6654 78TH AVE N	Pinellas Park	General Office	\$730,000	3,832	2002	\$15,633
5315 PARK BLVD	Pinellas Park	General Office	\$685,000	3,258	1946	\$14,374
7510 PARK BLVD	Pinellas Park	General Office	\$655,000	3,163	2015	\$13,745
11595 66TH ST	Pinellas Park	General Office	\$650,000	3,790	1980	\$12,426
6580 72ND AVE N	Pinellas Park	General Office	\$645,000	3,811	2004	\$13,535
7740 66TH ST N	Pinellas Park	General Office	\$630,000	5,410	1987	\$13,430
6251 PARK BLVD	Pinellas Park	General Office	\$622,500	5,734	1976	\$13,430
5223 PARK BLVD	Pinellas Park	General Office	\$615,000	5,730	1973	\$13,325
6003 126TH AVE	Pinellas Park	General Office	\$610,000	9,182	1993	\$11,757
5580 PARK BLVD	Pinellas Park	General Office	\$590,000	5,828	1968	\$12,538
6100 PARK BLVD	Pinellas Park	General Office	\$590,000	3,928	1963	\$12,381
4501 MAINLANDS BLVD W	Pinellas Park	General Office	\$580,000	3,378	1968	\$12,171
8831 49TH ST	Pinellas Park	General Office	\$575,000	4,680	1985	\$12,171
10675 66TH ST	Pinellas Park	General Office	\$570,500	4,368	1981	\$10,906
5701 PARK BLVD	Pinellas Park	General Office	\$560,500	4,432	1949	\$11,856

Address	City	Type	Market Value	Sq Ft	Year	Annual Tax
11199 69TH ST	Pinellas Park	General Office	\$545,000	3,000	1998	\$10,419
5390 PARK BLVD	Pinellas Park	General Office	\$545,000	5,258	1955	\$11,541
3755 68TH AVE N	Pinellas Park	General Office	\$540,000	3,000	1984	\$11,331
11250 66TH ST	Pinellas Park	General Office	\$525,000	4,059	1986	\$10,228
6447 PARK BLVD	Pinellas Park	General Office	\$523,500	4,890	1970	\$11,331
4921 71ST AVE N	Pinellas Park	General Office	\$510,000	4,282	1960	\$11,017
4994 PARK BLVD	Pinellas Park	General Office	\$495,000	2,720	1988	\$10,597
6390 PARK BLVD	Pinellas Park	General Office	\$495,000	1,548	1971	\$10,807
6425 53RD ST N	Pinellas Park	General Office	\$485,500	4,298	1985	\$10,282
3575 GANDY BLVD	Pinellas Park	General Office	\$475,000	3,576	1996	\$9,968
6565 PARK BLVD	Pinellas Park	General Office	\$435,000	2,872	1980	\$9,338
7480 BRYAN DAIRY RD	Pinellas Park	General Office	\$420,000	3,941	1998	\$8,603
7420 PARK BLVD	Pinellas Park	General Office	\$405,500	684	1983	\$8,309
4604 PARK BLVD	Pinellas Park	General Office	\$405,000	2,990	1976	\$8,551
4378 PARK BLVD	Pinellas Park	General Office	\$402,500	2,960	1982	\$8,446
5630 PARK BLVD	Pinellas Park	General Office	\$397,500	4,150	1952	\$8,499
5800 62ND AVE N	Pinellas Park	General Office	\$387,500	3,600	1977	\$9,053
4950 PARK BLVD	Pinellas Park	General Office	\$376,500	2,960	1964	\$7,974
3563 CYPRESS TER	Pinellas Park	General Office	\$375,000	4,800	1981	\$8,708
5369 PARK BLVD	Pinellas Park	General Office	\$375,000	3,000	1963	\$7,974
8181 US HIGHWAY 19 N	Pinellas Park	General Office	\$375,000	2,608	1963	\$8,131
10456 66TH ST	Pinellas Park	General Office	\$370,000	880	1990	\$8,316
5840 PARK BLVD	Pinellas Park	General Office	\$362,446	1,848	1962	\$7,928
4561 MAINLANDS BLVD W	Pinellas Park	General Office	\$355,000	2,684	1971	\$7,638
5514 PARK BLVD	Pinellas Park	General Office	\$350,500	2,028	1947	\$7,449

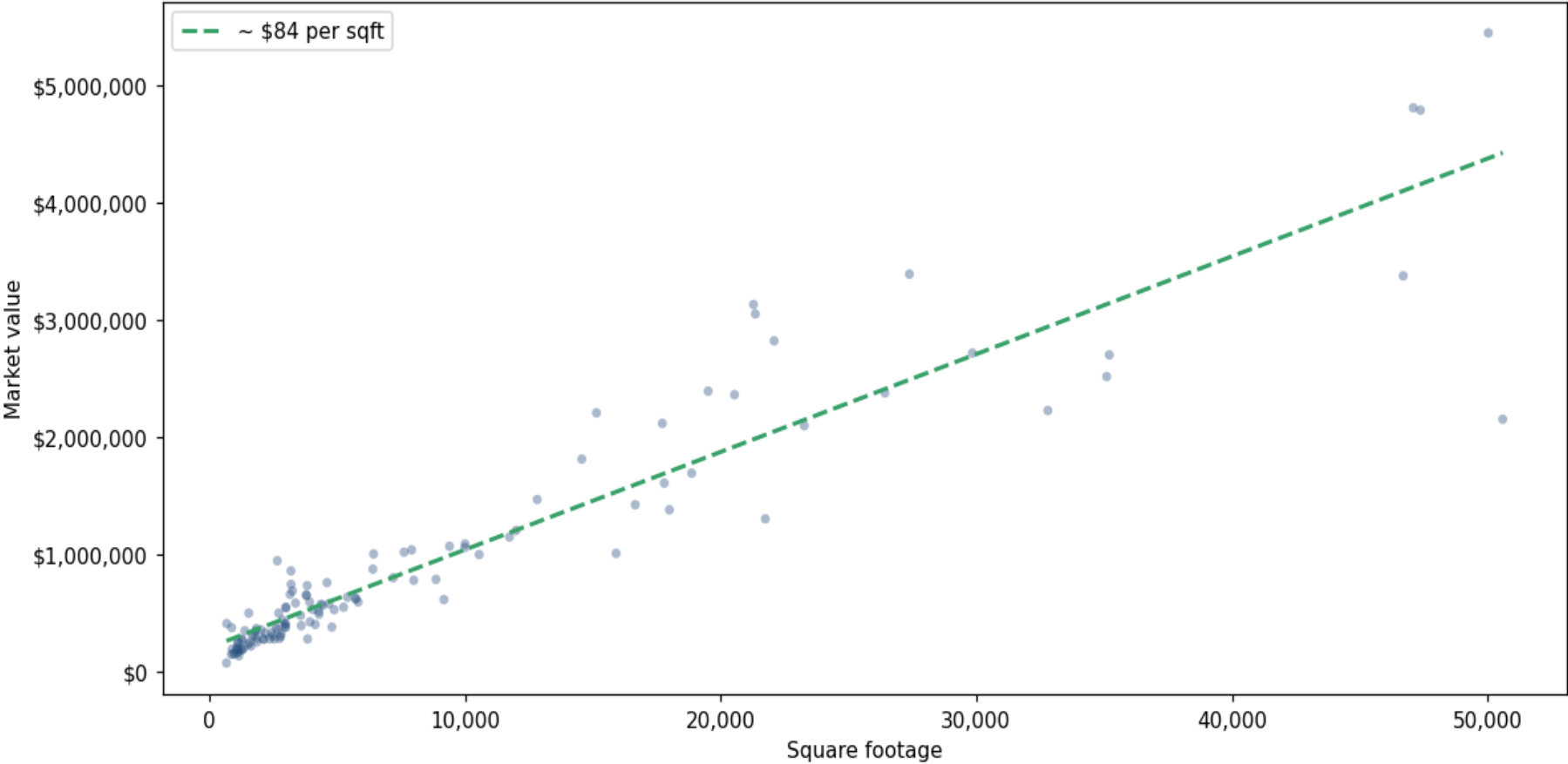
Address	City	Type	Market Value	Sq Ft	Year	Annual Tax
7891 62ND WAY N	Pinellas Park	General Office	\$343,777	1,394	1954	\$6,190
6791 49TH ST N	Pinellas Park	General Office	\$343,500	1,827	1998	\$7,208
6502 PARK BLVD	Pinellas Park	General Office	\$325,000	2,200	1994	\$7,030
10550 US HIGHWAY 19 N	Pinellas Park	General Office	\$325,000	2,434	1954	\$6,977
5201 PARK BLVD	Pinellas Park	General Office	\$320,000	2,816	1958	\$6,925
7580 65TH ST N	Pinellas Park	General Office	\$305,000	1,756	1960	\$6,505
4365 62ND AVE N	Pinellas Park	General Office	\$300,000	2,490	1982	\$6,505
9525 66TH ST	Pinellas Park	General Office	\$298,500	1,682	1954	\$6,264
4669 73RD AVE N	Pinellas Park	General Office	\$295,000	2,800	1982	\$6,190
4970 PARK BLVD	Pinellas Park	General Office	\$280,000	1,850	1958	\$5,876
6587 66TH AVE N	Pinellas Park	General Office	\$278,500	2,752	1954	\$5,981
6801 55TH ST N	Pinellas Park	General Office	\$275,500	2,100	1976	\$5,928
5558 PARK BLVD	Pinellas Park	General Office	\$275,000	2,552	1960	\$5,928
3931 68TH AVE N	Pinellas Park	General Office	\$275,000	2,368	1984	\$6,085
8680 49TH ST	Pinellas Park	General Office	\$273,500	3,848	1969	\$6,138
4015 82ND AVE N	Pinellas Park	General Office	\$270,000	2,142	1981	\$5,771
7004 65TH WAY N	Pinellas Park	General Office	\$270,000	1,262	1952	\$5,666
5075 PARK BLVD	Pinellas Park	General Office	\$265,000	1,300	1958	\$5,561
8221 49TH ST N	Pinellas Park	General Office	\$250,000	1,136	1956	\$5,299
7195 49TH ST N	Pinellas Park	General Office	\$248,500	1,868	1956	\$5,351
8311 49TH ST N	Pinellas Park	General Office	\$242,500	1,112	1956	\$5,141
7001 66TH ST N	Pinellas Park	General Office	\$240,000	1,584	1957	\$5,141
4381 73RD AVE N	Pinellas Park	General Office	\$228,500	1,521	1982	\$4,931
6279 PARK BLVD	Pinellas Park	General Office	\$212,500	1,632	1950	\$4,617
5687 PARK BLVD	Pinellas Park	General Office	\$197,500	1,081	1970	\$4,144

Address	City	Type	Market Value	Sq Ft	Year	Annual Tax
4881 81ST AVE N	Pinellas Park	General Office	\$192,500	1,133	1957	\$4,197
5502 PARK BLVD	Pinellas Park	General Office	\$190,500	1,343	1947	\$4,039
3791 PARK BLVD	Pinellas Park	General Office	\$186,500	1,248	1948	\$4,197
3529 CYPRESS TER	Pinellas Park	General Office	\$186,500	900	1987	\$3,914
4880 82ND AVE N	Pinellas Park	General Office	\$182,500	1,072	1957	\$3,882
5635 PARK BLVD	Pinellas Park	General Office	\$180,500	1,281	1952	\$3,882
7500 65TH ST N	Pinellas Park	General Office	\$170,500	1,158	1957	\$3,777
4811 110TH TER	Pinellas Park	General Office	\$155,000	1,112	1956	\$2,963
6158 PARK BLVD	Pinellas Park	General Office	\$150,000	1,008	1951	\$3,253
9426 66TH ST	Pinellas Park	General Office	\$145,000	936	1953	\$3,043
8211 49TH ST N	Pinellas Park	General Office	\$144,592	864	1956	\$3,882
4980 PARK BLVD	Pinellas Park	General Office	\$130,000	1,160	1964	\$3,095
9191 66TH ST	Pinellas Park	General Office	\$68,264	676	1953	\$1,464

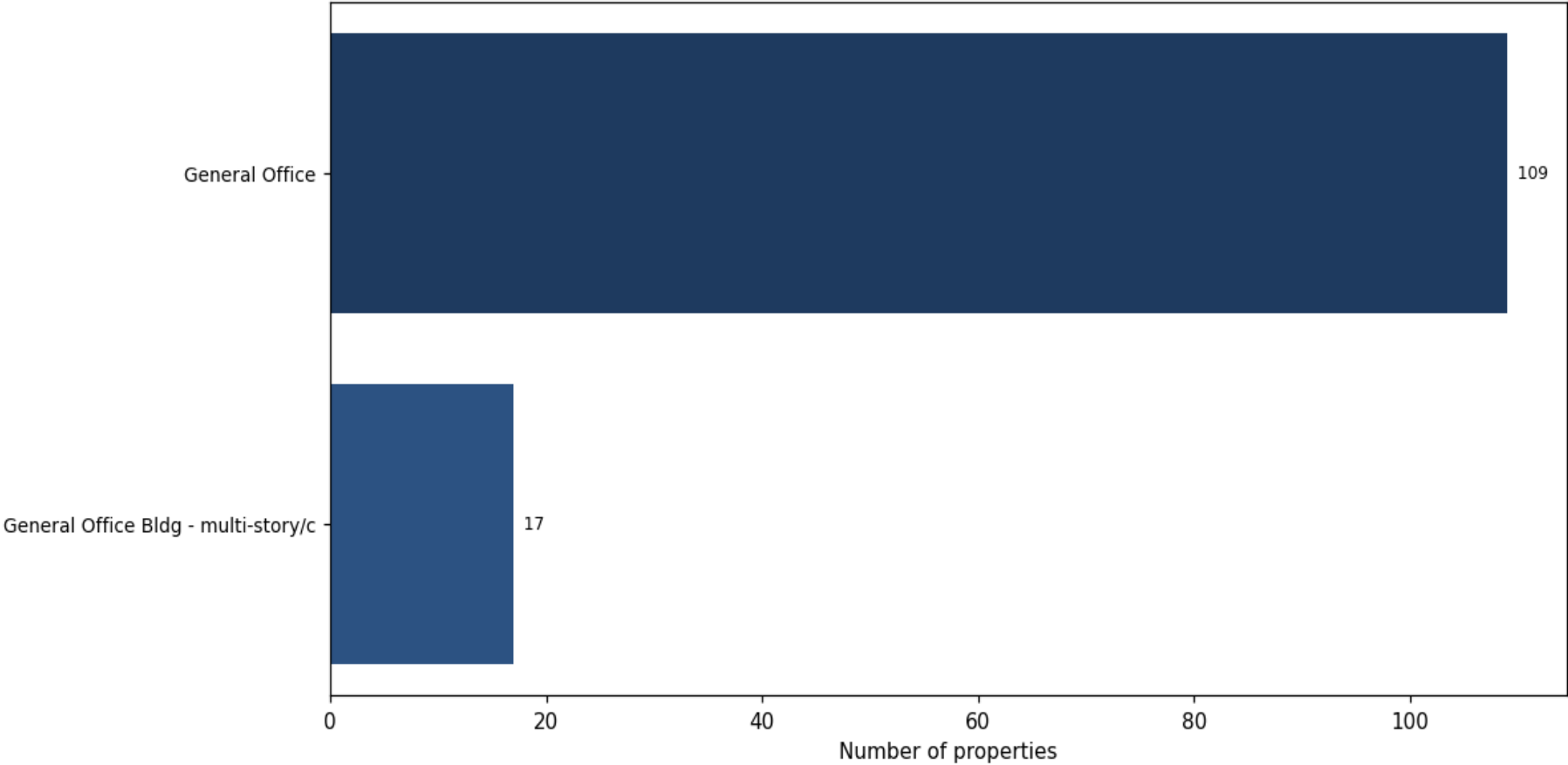
Market value distribution (n=126, top 1% trimmed for readability)



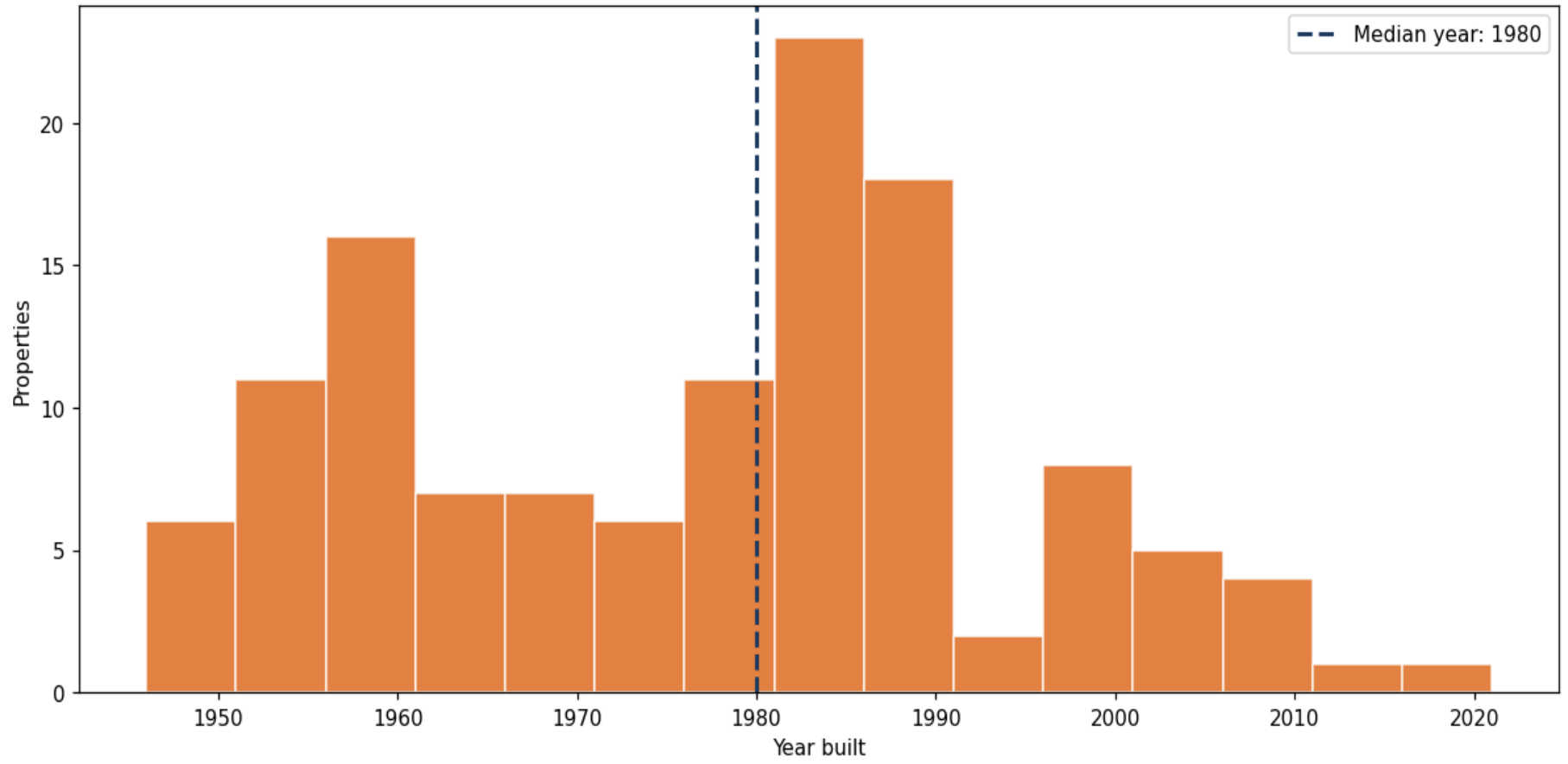
Building size vs. market value (n=122, outliers trimmed)



Top property types by count



Year built distribution (5-year buckets)



Market value vs. assessed value (gap = untaxed appreciation)

