

Pinellas Property Market Report

16 matching properties • May 30, 2026

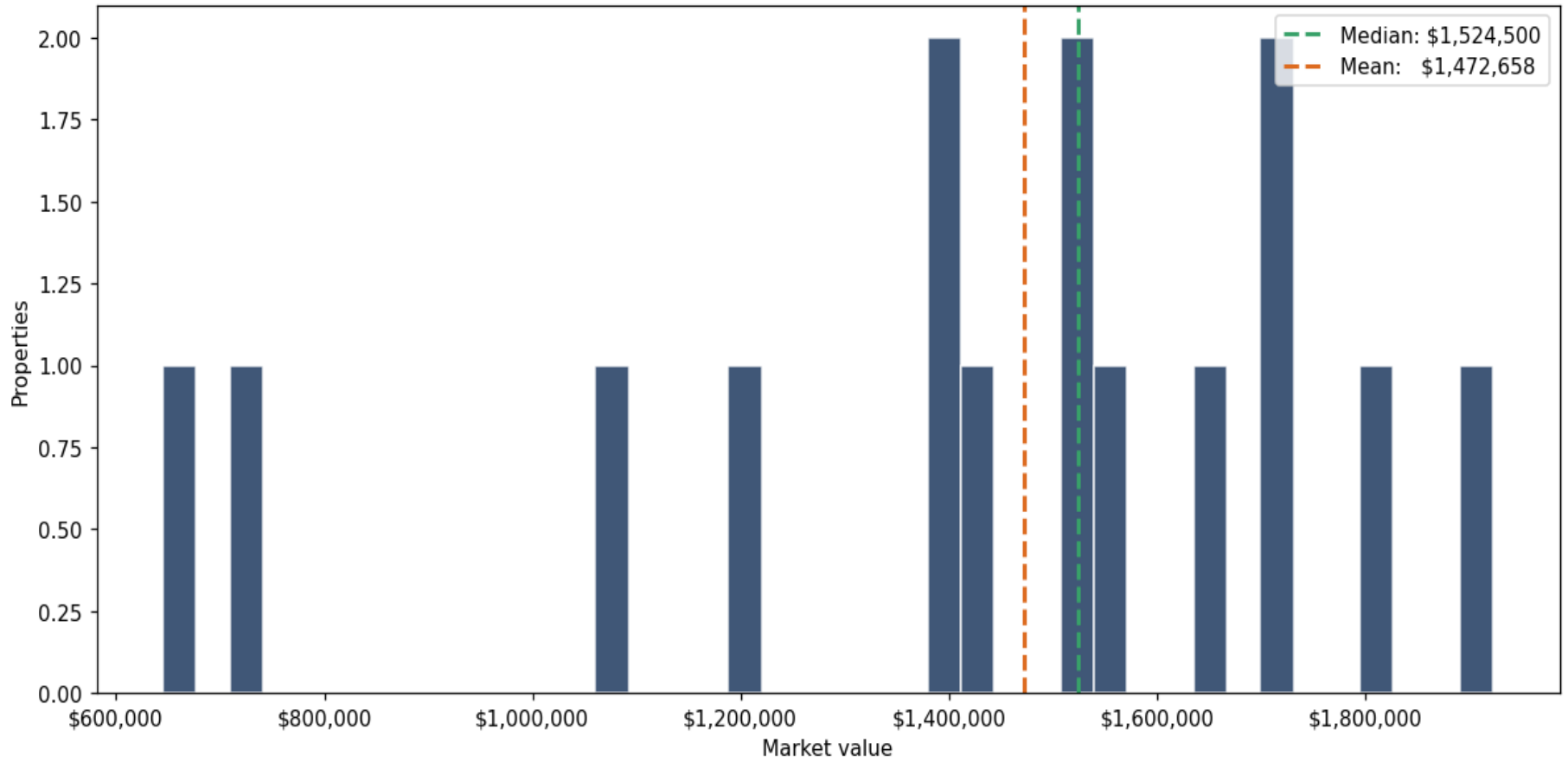
| Filters applied | Headline numbers |
|---|---|
| City: Pinellas Park | Properties matched: 16 |
| Property type: Financial Institution | Median market value: \$1,538,000 |
| | Mean market value: \$1,472,658 |
| | Min / Max: \$645,022 / \$2,256,500 |
| | Mean square footage: 4,402 |

Top 16 properties by market value

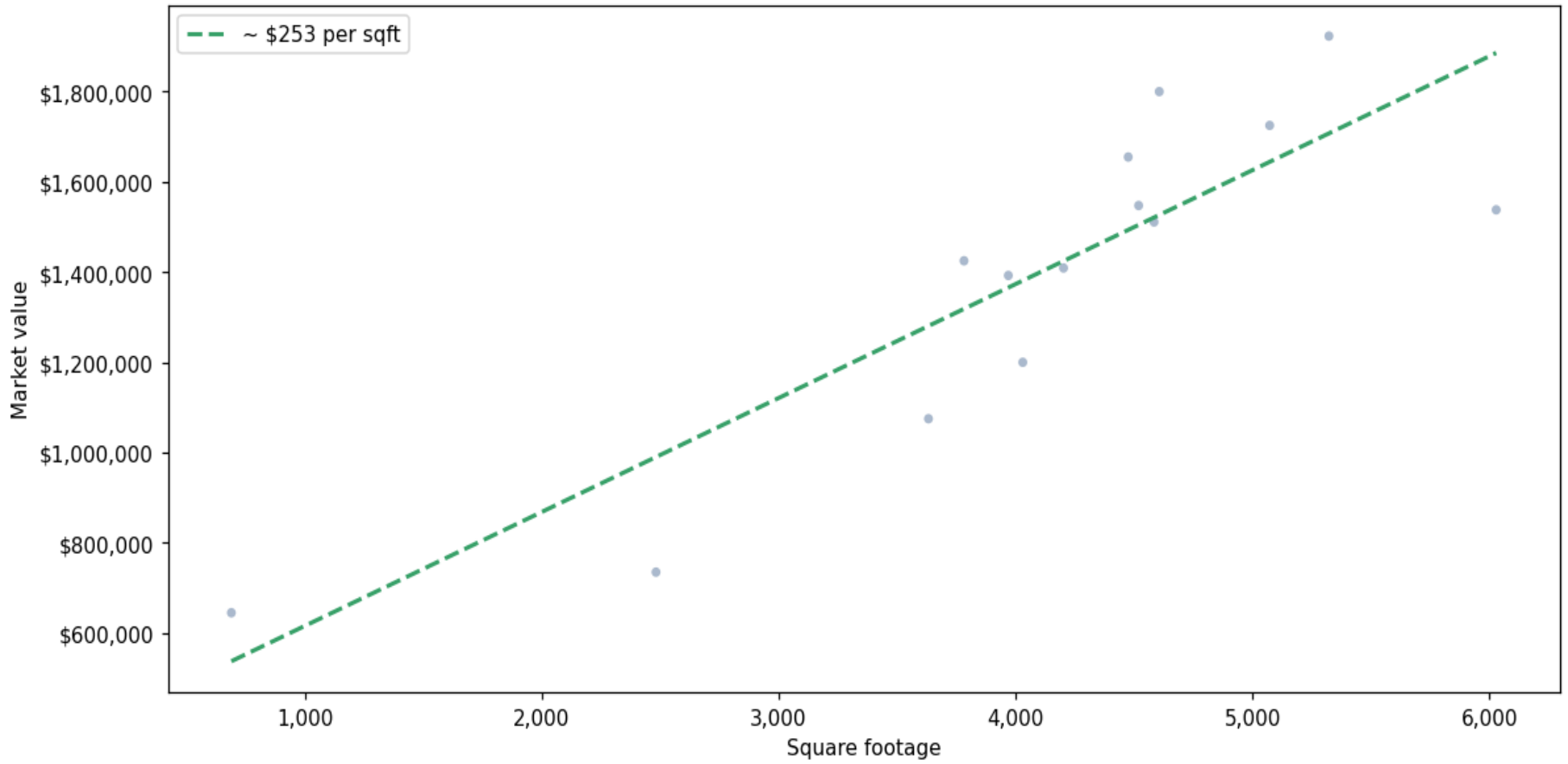
| Address | City | Type | Market Value | Sq Ft | Year | Annual Tax |
|----------------------|---------------|-----------------------|--------------|-------|------|------------|
| 6900 PARK BLVD | Pinellas Park | Financial Institution | \$2,256,500 | 6,636 | 2004 | \$47,351 |
| 7105 PARK BLVD | Pinellas Park | Financial Institution | \$1,923,000 | 5,322 | 2006 | \$40,353 |
| 7100 US HIGHWAY 19 N | Pinellas Park | Financial Institution | \$1,800,000 | 4,606 | 2005 | \$37,772 |
| 4300 PARK BLVD | Pinellas Park | Financial Institution | \$1,725,000 | 5,072 | 2014 | \$36,198 |
| 9001 BELCHER RD | Pinellas Park | Financial Institution | \$1,725,000 | 6,410 | 2002 | \$36,198 |
| 3976 PARK BLVD | Pinellas Park | Financial Institution | \$1,655,000 | 4,475 | 2007 | \$34,729 |
| 10980 BELCHER RD S | Pinellas Park | Financial Institution | \$1,547,500 | 4,519 | 2017 | \$29,584 |
| 5100 PARK BLVD | Pinellas Park | Financial Institution | \$1,538,000 | 6,028 | 1958 | \$32,274 |
| 5250 PARK BLVD | Pinellas Park | Financial Institution | \$1,511,000 | 4,584 | 2005 | \$31,707 |
| 7401 PARK BLVD | Pinellas Park | Financial Institution | \$1,425,000 | 3,782 | 2006 | \$29,902 |
| 7770 66TH ST N | Pinellas Park | Financial Institution | \$1,409,000 | 4,202 | 2006 | \$29,567 |
| 7323 PARK BLVD | Pinellas Park | Financial Institution | \$1,392,500 | 3,969 | 2004 | \$29,221 |
| 10200 66TH ST | Pinellas Park | Financial Institution | \$1,200,000 | 4,030 | 1982 | \$22,941 |

| Address | City | Type | Market Value | Sq Ft | Year | Annual Tax |
|---------------------|---------------|-----------------------|--------------|-------|------|------------|
| 4325 PARK BLVD | Pinellas Park | Financial Institution | \$1,075,000 | 3,632 | 1980 | \$22,558 |
| 7490 BRYAN DAIRY RD | Pinellas Park | Financial Institution | \$735,000 | 2,482 | 1987 | \$14,051 |
| 5150 73RD AVE N | Pinellas Park | Financial Institution | \$645,022 | 690 | 1980 | \$14,536 |

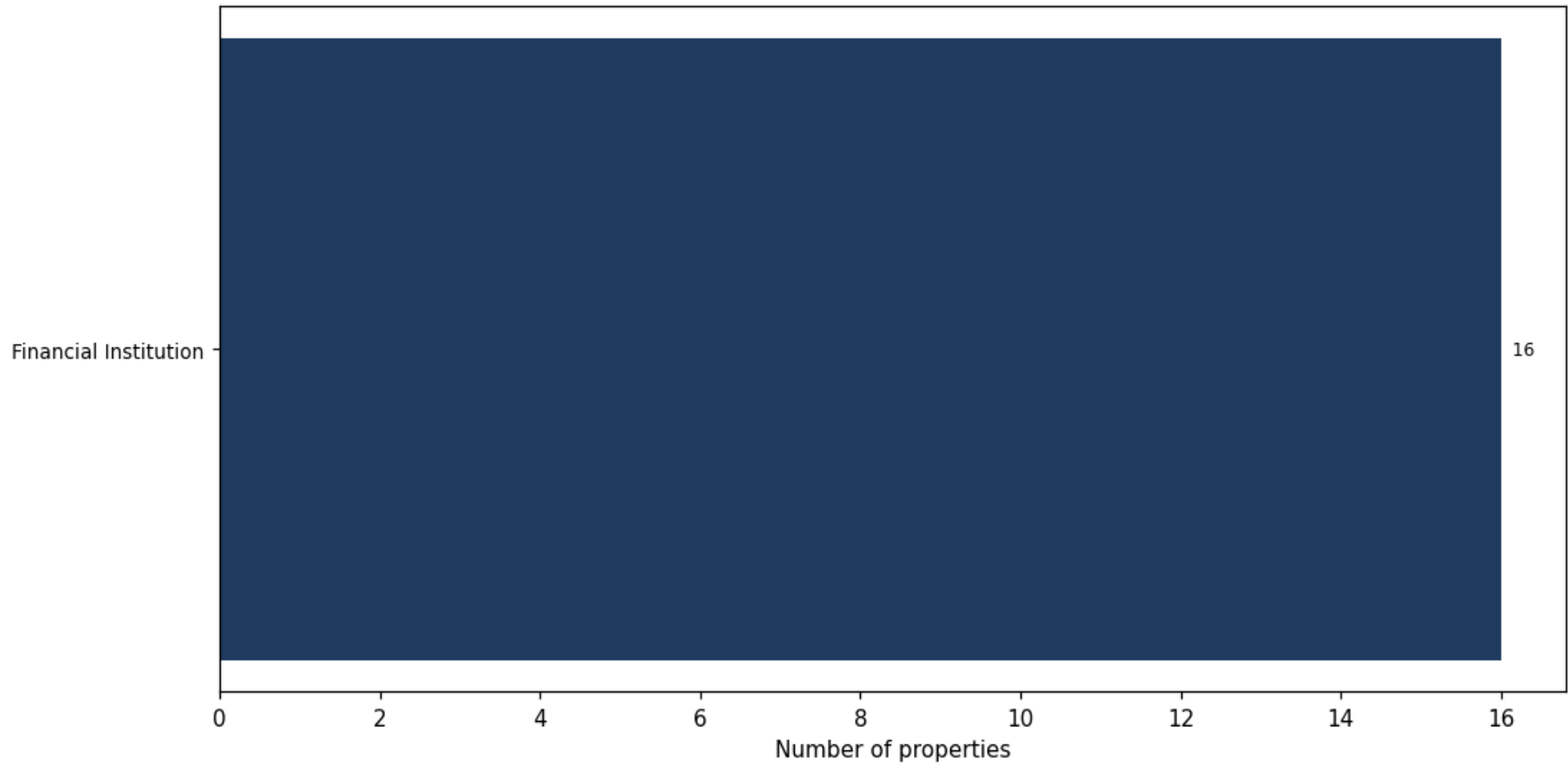
Market value distribution (n=16, top 1% trimmed for readability)



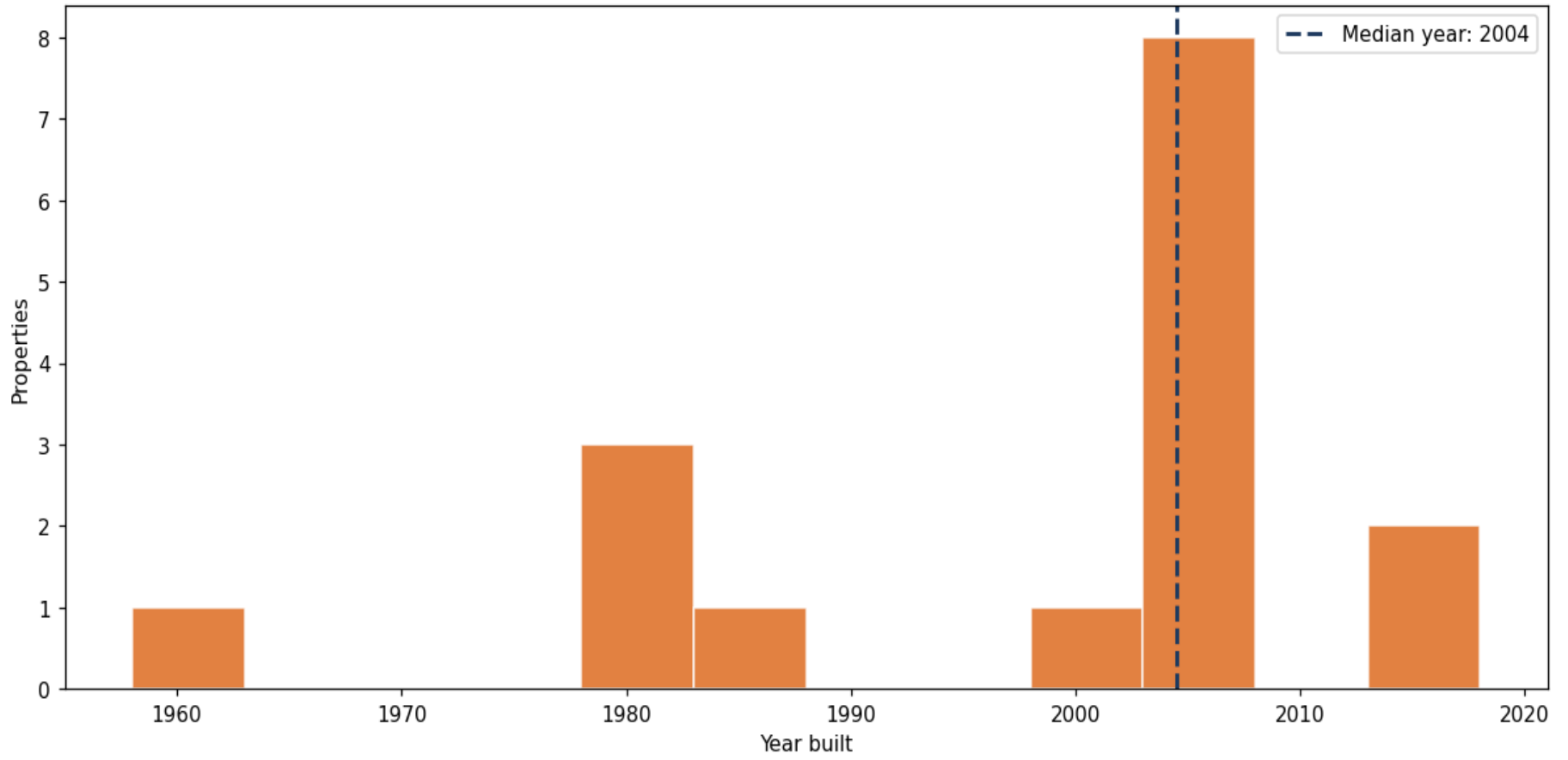
Building size vs. market value (n=14, outliers trimmed)



Top property types by count



Year built distribution (5-year buckets)



Market value vs. assessed value (gap = untaxed appreciation)

