

Pinellas Property Market Report

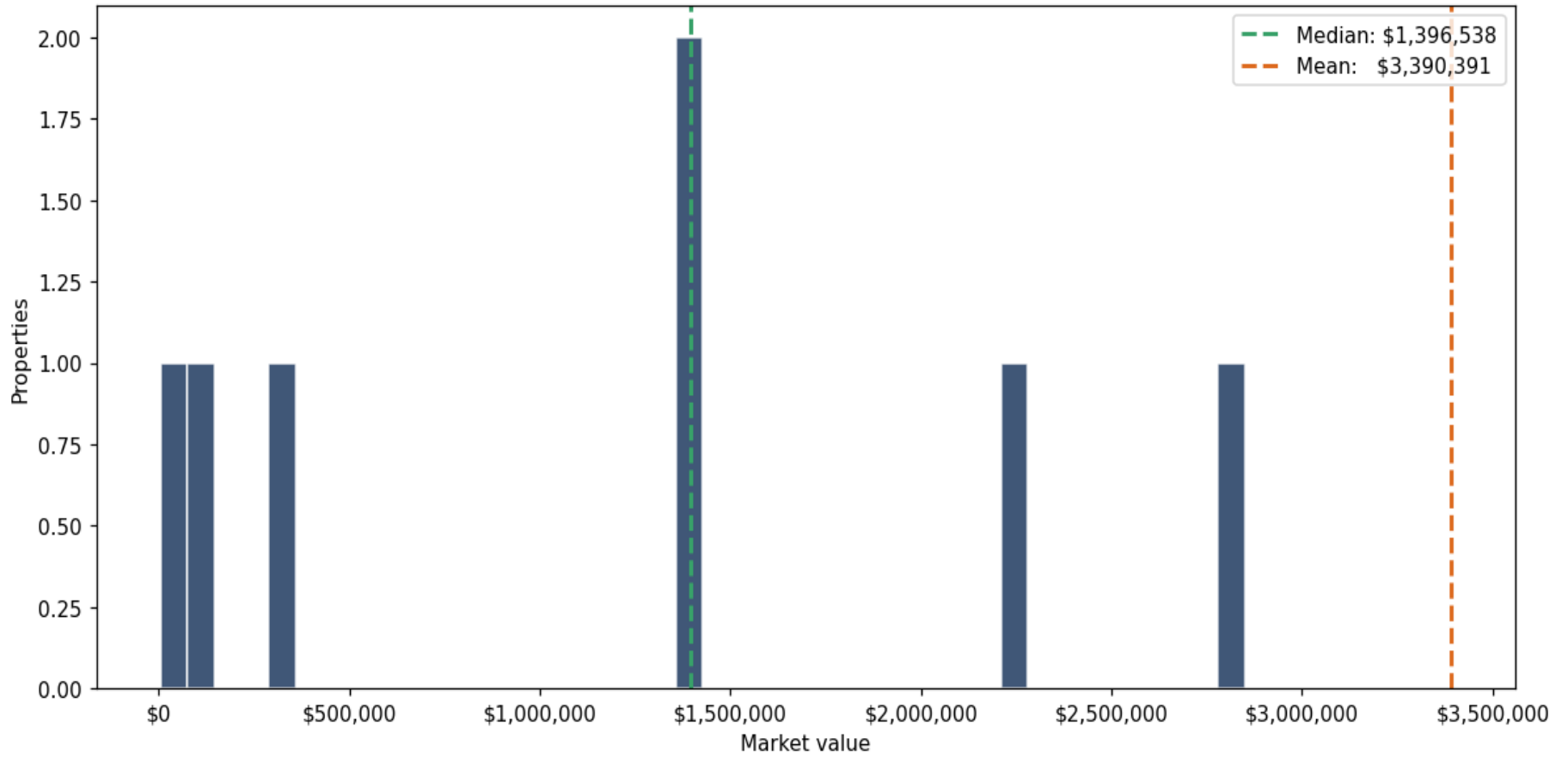
8 matching properties • May 30, 2026

Filters applied	Headline numbers
City: Palm Harbor	Properties matched: 8
Property type: Regulation, PAR 3 Golf Course	Median market value: \$1,400,000
	Mean market value: \$3,390,391
	Min / Max: \$5,050 / \$18,800,000
	Mean square footage: 56,908

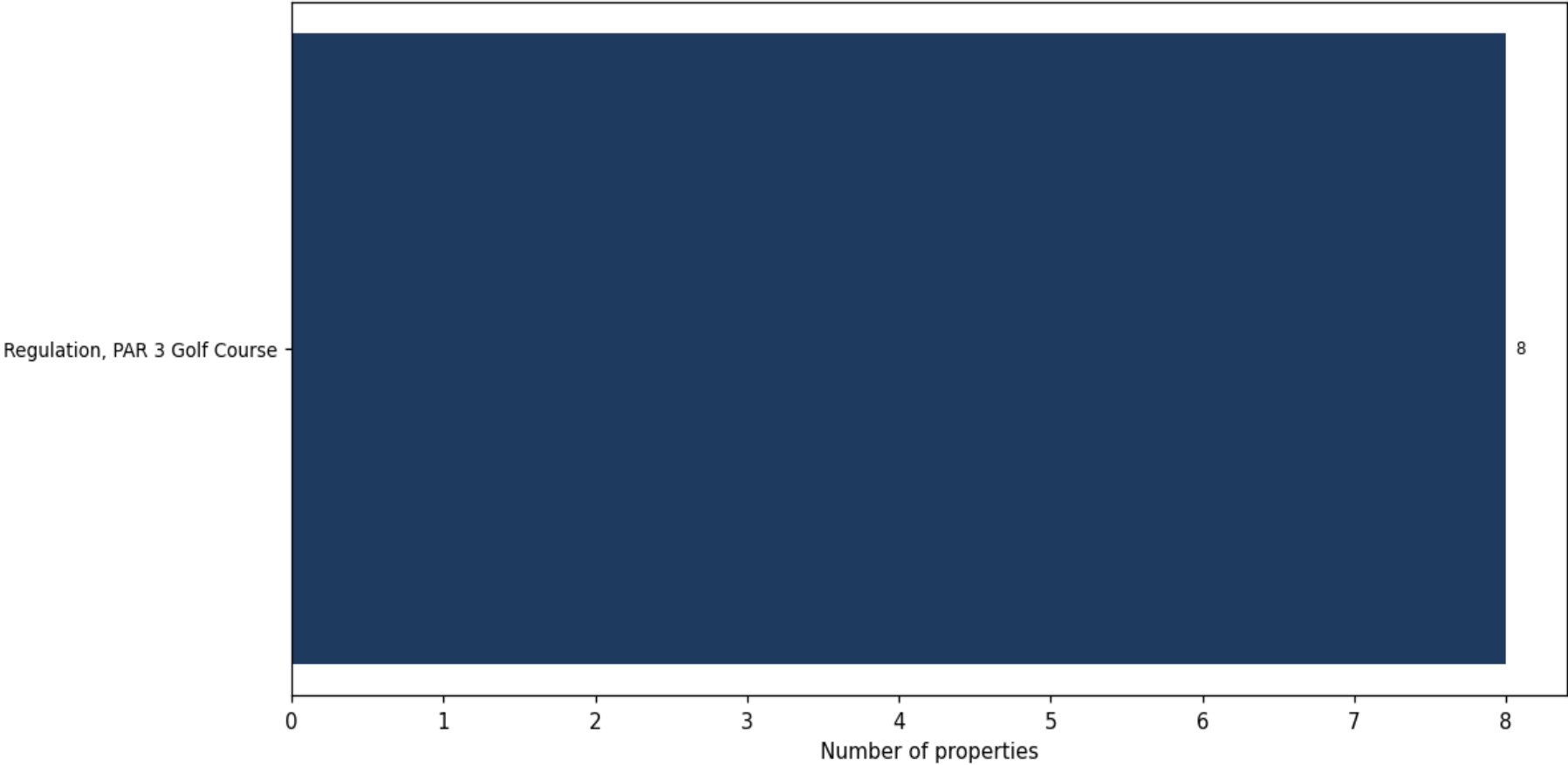
Top 8 properties by market value

Address	City	Type	Market Value	Sq Ft	Year	Annual Tax
36750 US HIGHWAY 19 N	Palm Harbor	Regulation, PAR 3 Golf C	\$18,800,000	239,288		\$339,395
4605 VILLAGE CENTER DR	Palm Harbor	Regulation, PAR 3 Golf C	\$2,850,000	10,142	1979	\$51,448
2669 ST ANDREWS BLVD	Palm Harbor	Regulation, PAR 3 Golf C	\$2,250,000	19,777	1985	\$40,617
INNISBROOK	Palm Harbor	Regulation, PAR 3 Golf C	\$1,400,000			\$25,274
1100 TARPON WOODS BLVD	Palm Harbor	Regulation, PAR 3 Golf C	\$1,393,077	7,733	1975	\$24,697
EAST LAKE RD	Palm Harbor	Regulation, PAR 3 Golf C	\$315,000			\$5,686
4625 MAIN TENANCE RD	Palm Harbor	Regulation, PAR 3 Golf C	\$110,000	7,600	1974	\$1,986
E LAKE RD	Palm Harbor	Regulation, PAR 3 Golf C	\$5,050			\$91

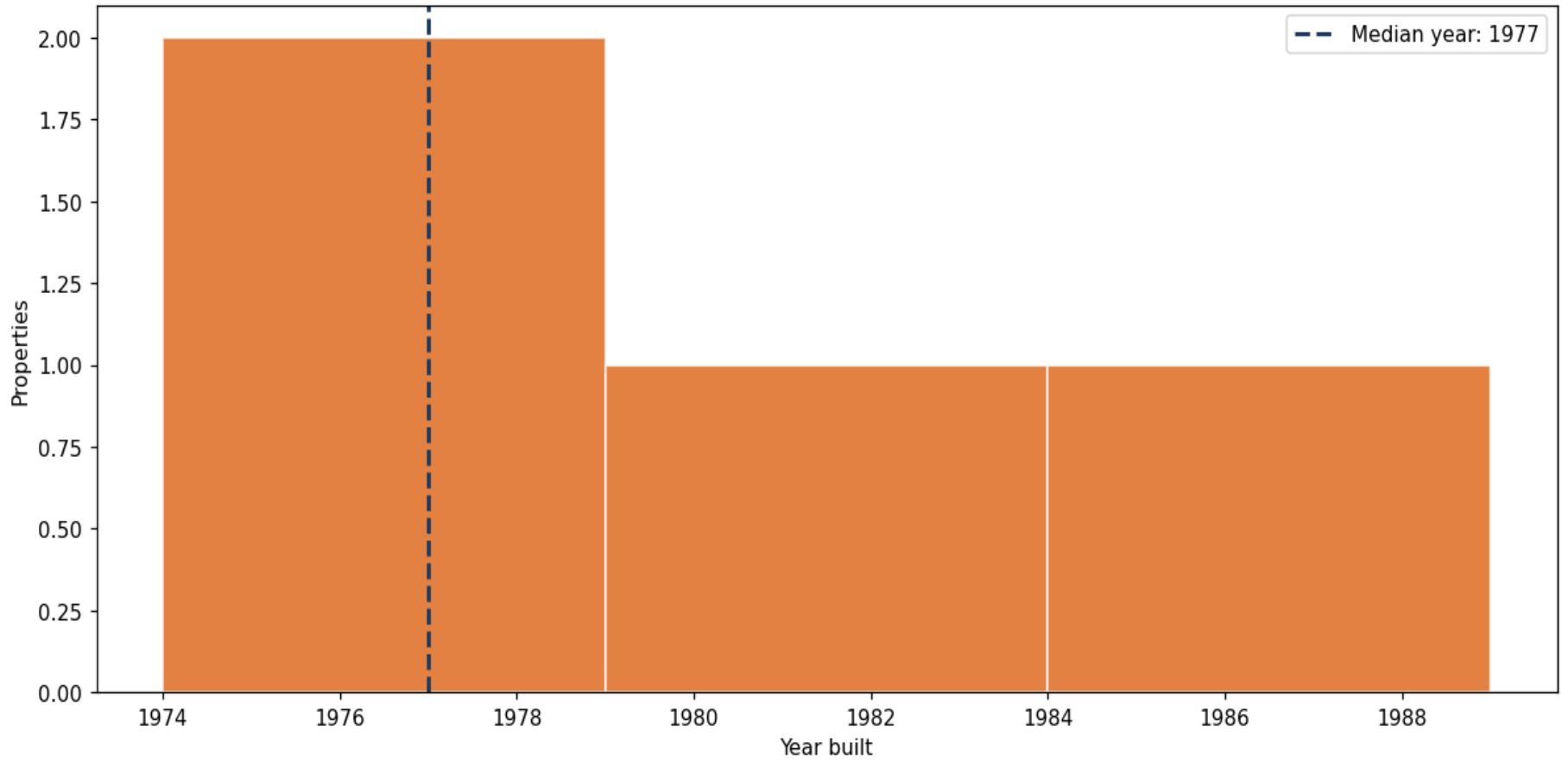
Market value distribution (n=8, top 1% trimmed for readability)



Top property types by count



Year built distribution (5-year buckets)



Market value vs. assessed value (gap = untaxed appreciation)

