

Pinellas Property Market Report

15 matching properties • May 30, 2026

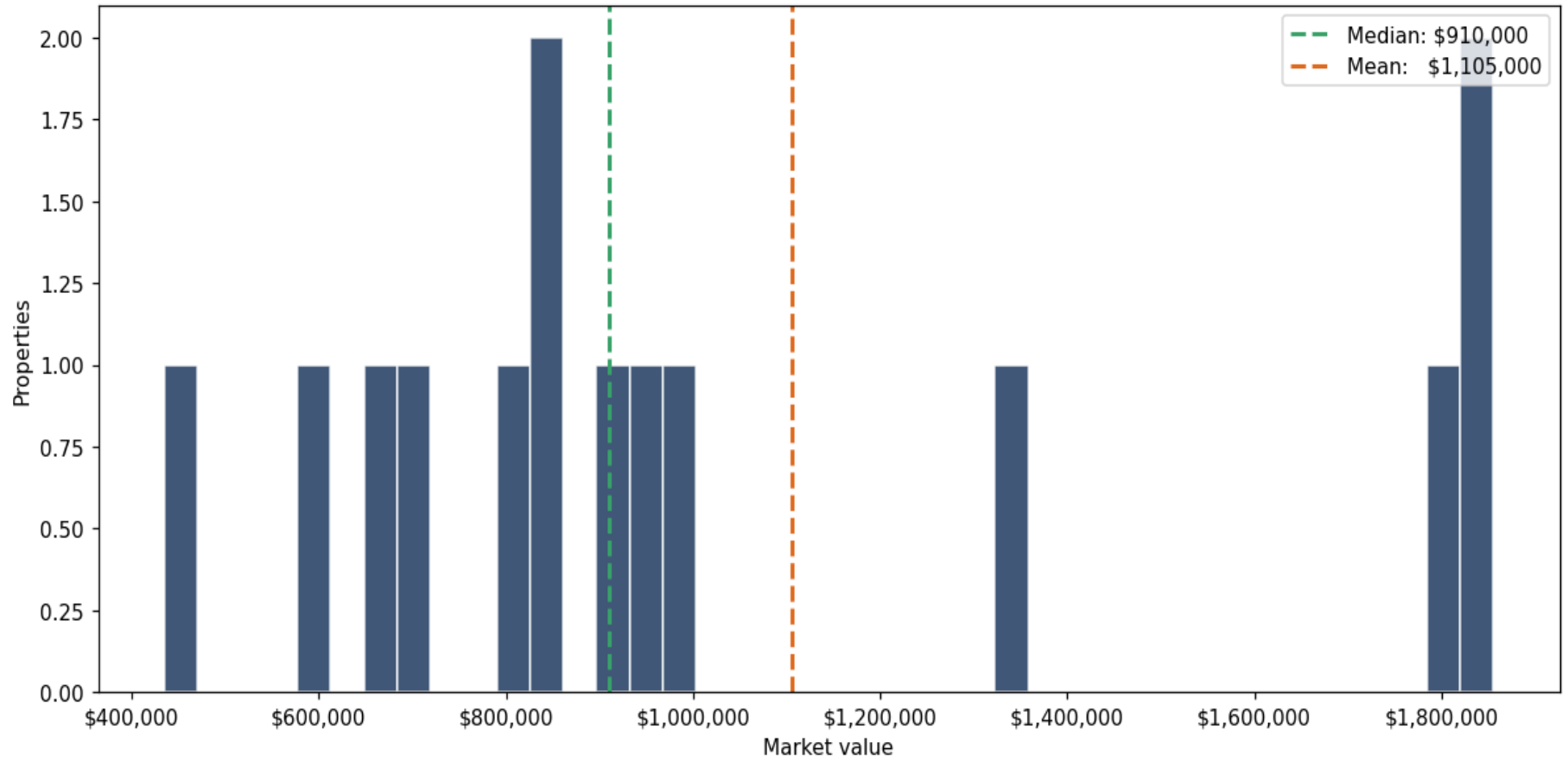
Filters applied	Headline numbers
City: Palm Harbor	Properties matched: 15
Property type: Convenience Store	Median market value: \$910,000
	Mean market value: \$1,105,000
	Min / Max: \$435,000 / \$1,970,000
	Mean square footage: 3,272

Top 15 properties by market value

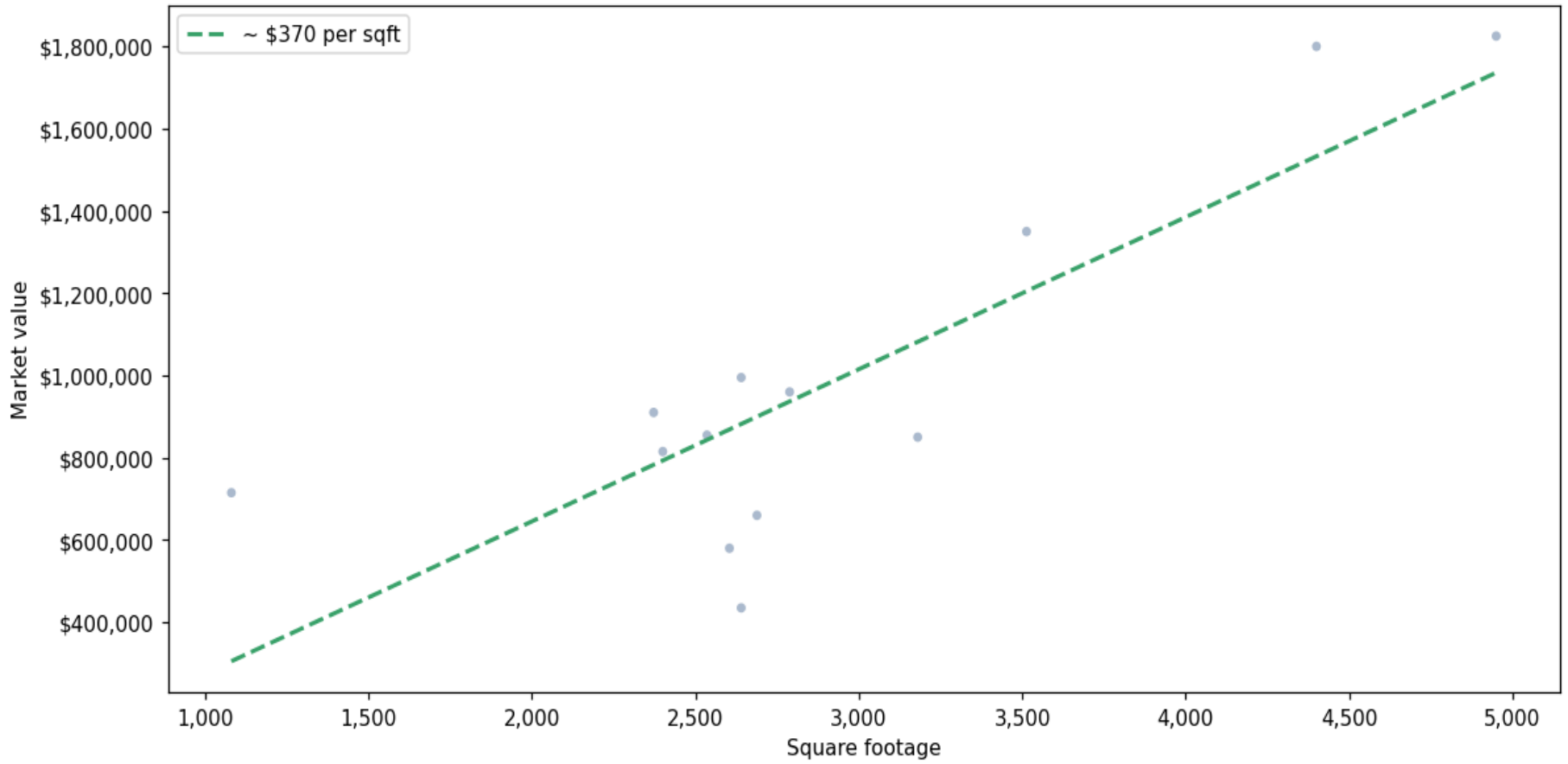
Address	City	Type	Market Value	Sq Ft	Year	Annual Tax
4840 RIDGEMOOR BLVD	Palm Harbor	Convenience Store	\$1,970,000	5,246	2021	\$36,194
2525 EAST LAKE RD	Palm Harbor	Convenience Store	\$1,855,000	6,045	1997	\$33,847
33600 US HIGHWAY 19 N	Palm Harbor	Convenience Store	\$1,825,000	4,950	1998	\$33,308
32490 US HIGHWAY 19 N	Palm Harbor	Convenience Store	\$1,800,000	4,400	2015	\$33,398
36763 US HIGHWAY 19 N	Palm Harbor	Convenience Store	\$1,350,000	3,513	2007	\$24,823
3398 TAMPA RD	Palm Harbor	Convenience Store	\$995,000	2,640	1987	\$18,233
35319 US HIGHWAY 19 N	Palm Harbor	Convenience Store	\$960,000	2,788	1988	\$17,602
30501 US HIGHWAY 19 N	Palm Harbor	Convenience Store	\$910,000	2,372	1996	\$16,428
3414 TAMPA RD	Palm Harbor	Convenience Store	\$855,000	2,535	1985	\$16,067
2734 ALT 19	Palm Harbor	Convenience Store	\$850,000	3,180	1989	\$15,887
36300 US HIGHWAY 19 N	Palm Harbor	Convenience Store	\$815,000	2,400	1985	\$15,164
3470 EAST LAKE RD	Palm Harbor	Convenience Store	\$715,000	1,080	1986	\$13,449
100 ALT 19 S	Palm Harbor	Convenience Store	\$660,000	2,688	1984	\$13,901

Address	City	Type	Market Value	Sq Ft	Year	Annual Tax
2320 CURLEW RD	Palm Harbor	Convenience Store	\$580,000	2,604	1980	\$10,922
4985 ALT 19	Palm Harbor	Convenience Store	\$435,000	2,640	1975	\$8,304

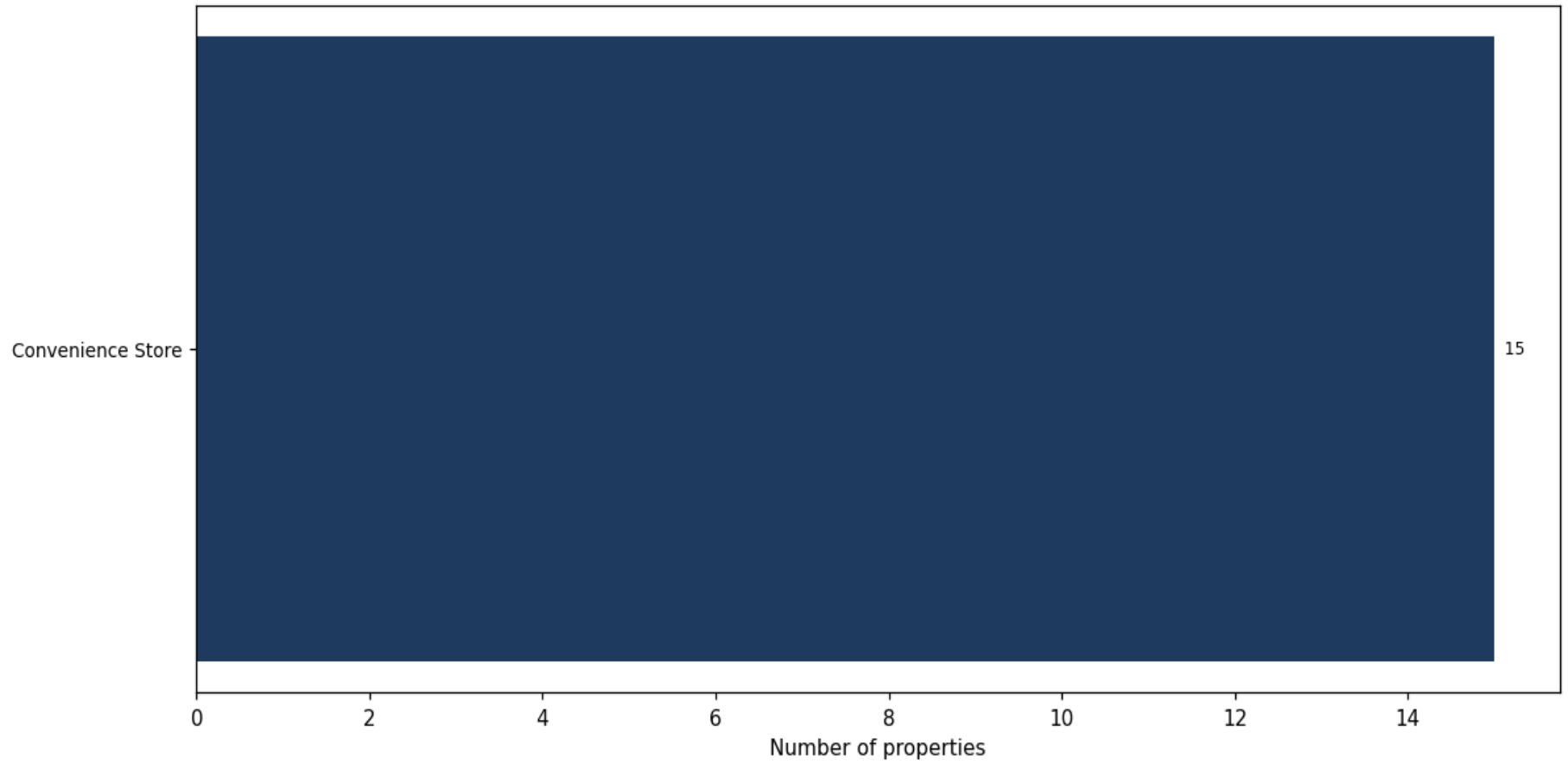
Market value distribution (n=15, top 1% trimmed for readability)



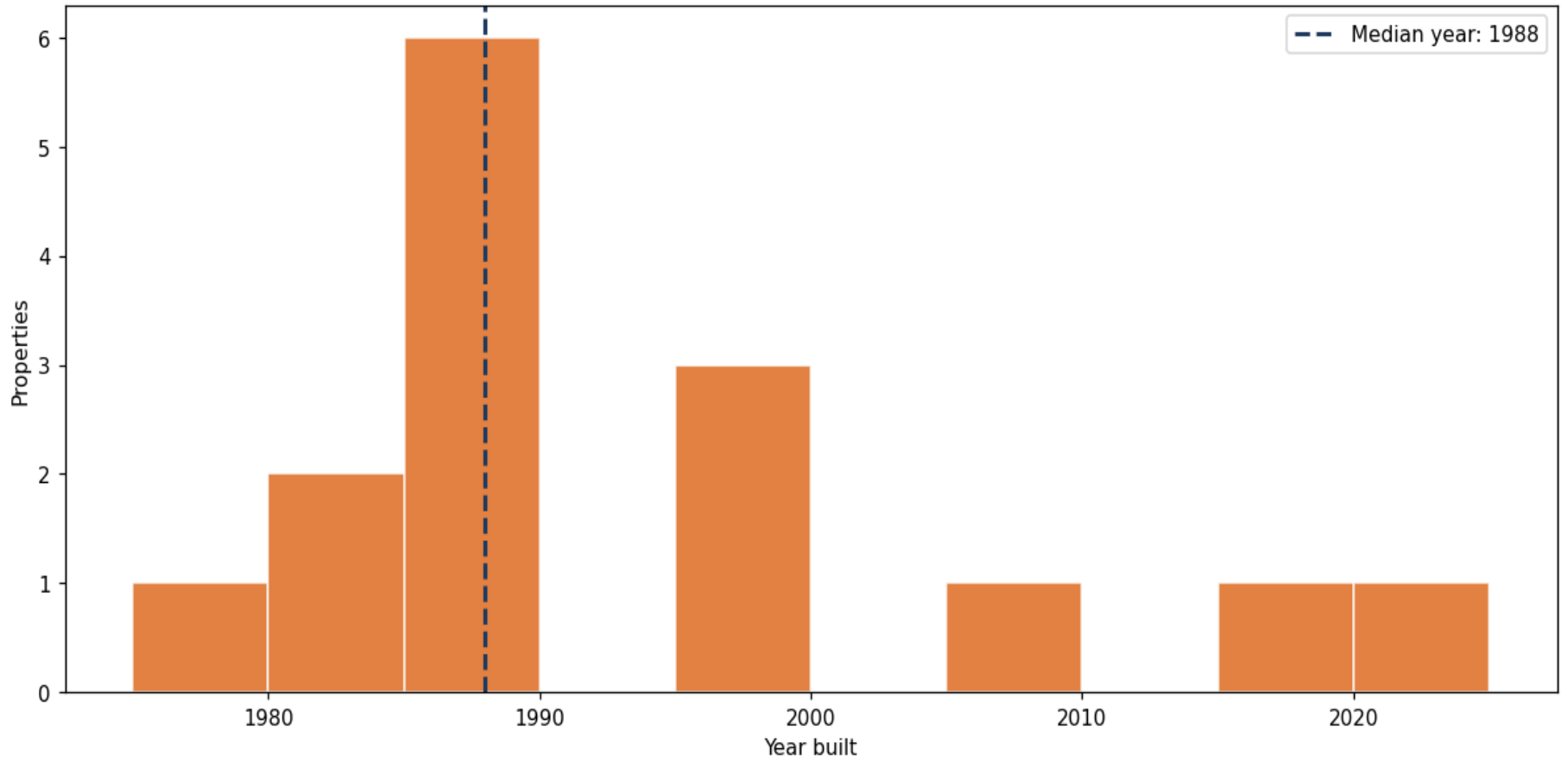
Building size vs. market value (n=13, outliers trimmed)



Top property types by count



Year built distribution (5-year buckets)



Market value vs. assessed value (gap = untaxed appreciation)

