

Pinellas Property Market Report

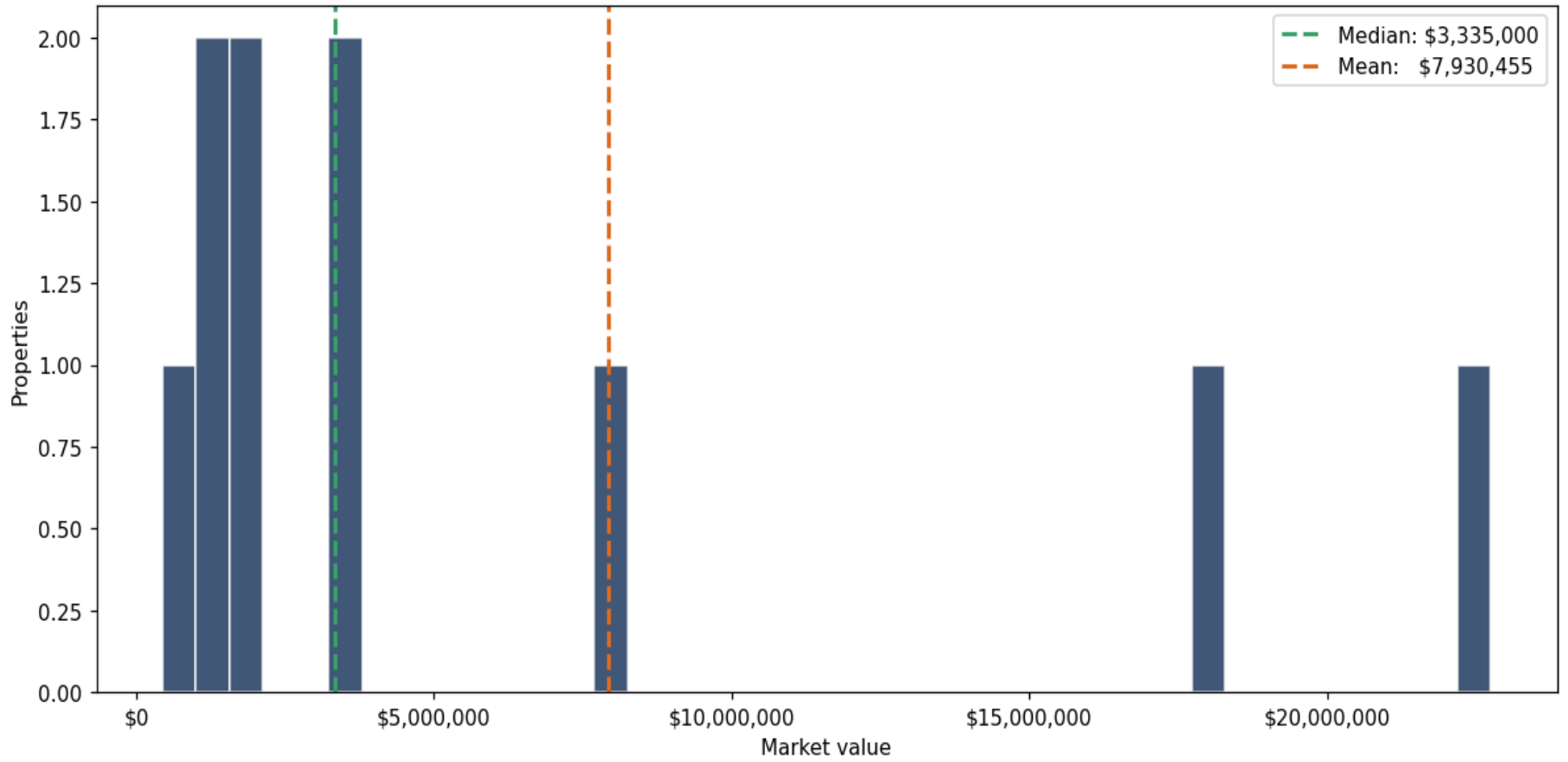
11 matching properties • May 30, 2026

Filters applied	Headline numbers
City: Palm Harbor	Properties matched: 11
Property type: ALF (10 or more units)	Median market value: \$3,335,000
	Mean market value: \$7,930,455
	Min / Max: \$440,000 / \$24,500,000
	Mean square footage: 109,412

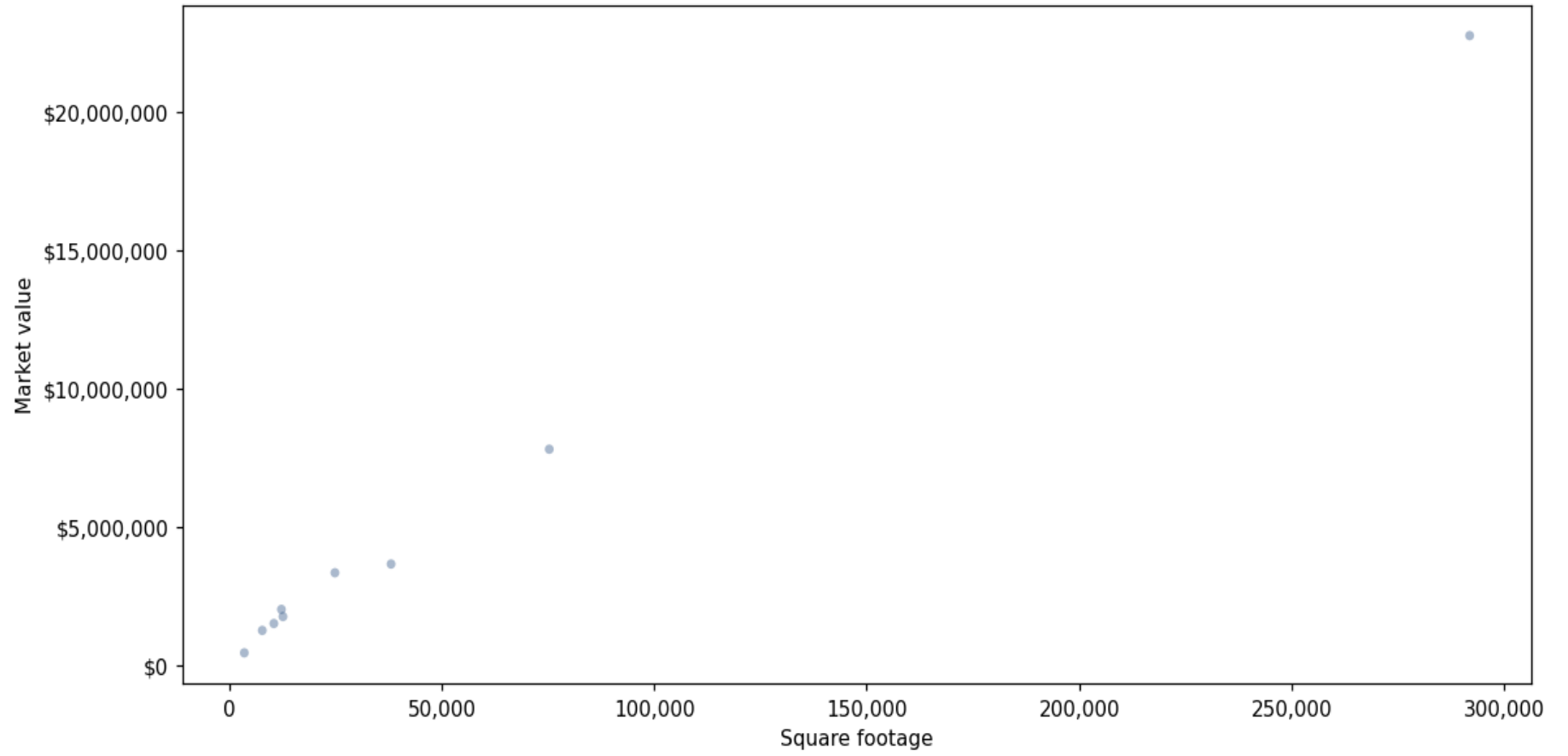
Top 11 properties by market value

Address	City	Type	Market Value	Sq Ft	Year	Annual Tax
45 KATHERINE BLVD	Palm Harbor	ALF (10 or more units)	\$24,500,000	281,448	1991	\$451,323
900 WEST LAKE RD	Palm Harbor	ALF (10 or more units)	\$22,750,000	291,830	1989	\$415,217
2655 NEBRASKA AVE	Palm Harbor	ALF (10 or more units)	\$18,250,000	444,874	1980	\$343,005
2960 TAMPA RD	Palm Harbor	ALF (10 or more units)	\$7,800,000	75,335	1996	\$148,034
880 HIGHLANDS BLVD	Palm Harbor	ALF (10 or more units)	\$3,650,000	38,122	1989	\$72,212
2895 TAMPA RD	Palm Harbor	ALF (10 or more units)	\$3,335,000	24,920	1997	\$63,185
1655 CURLEW RD	Palm Harbor	ALF (10 or more units)	\$2,010,000	12,331	1981	\$37,911
1889 CURLEW RD	Palm Harbor	ALF (10 or more units)	\$1,750,000	12,695	1998	\$32,495
2275 NEBRASKA AVE	Palm Harbor	ALF (10 or more units)	\$1,500,000	10,551	1993	\$28,885
6960 COUNTY ROAD 95	Palm Harbor	ALF (10 or more units)	\$1,250,000	7,823	1950	\$25,274
1822 NEBRASKA AVE	Palm Harbor	ALF (10 or more units)	\$440,000	3,602	1982	\$8,304

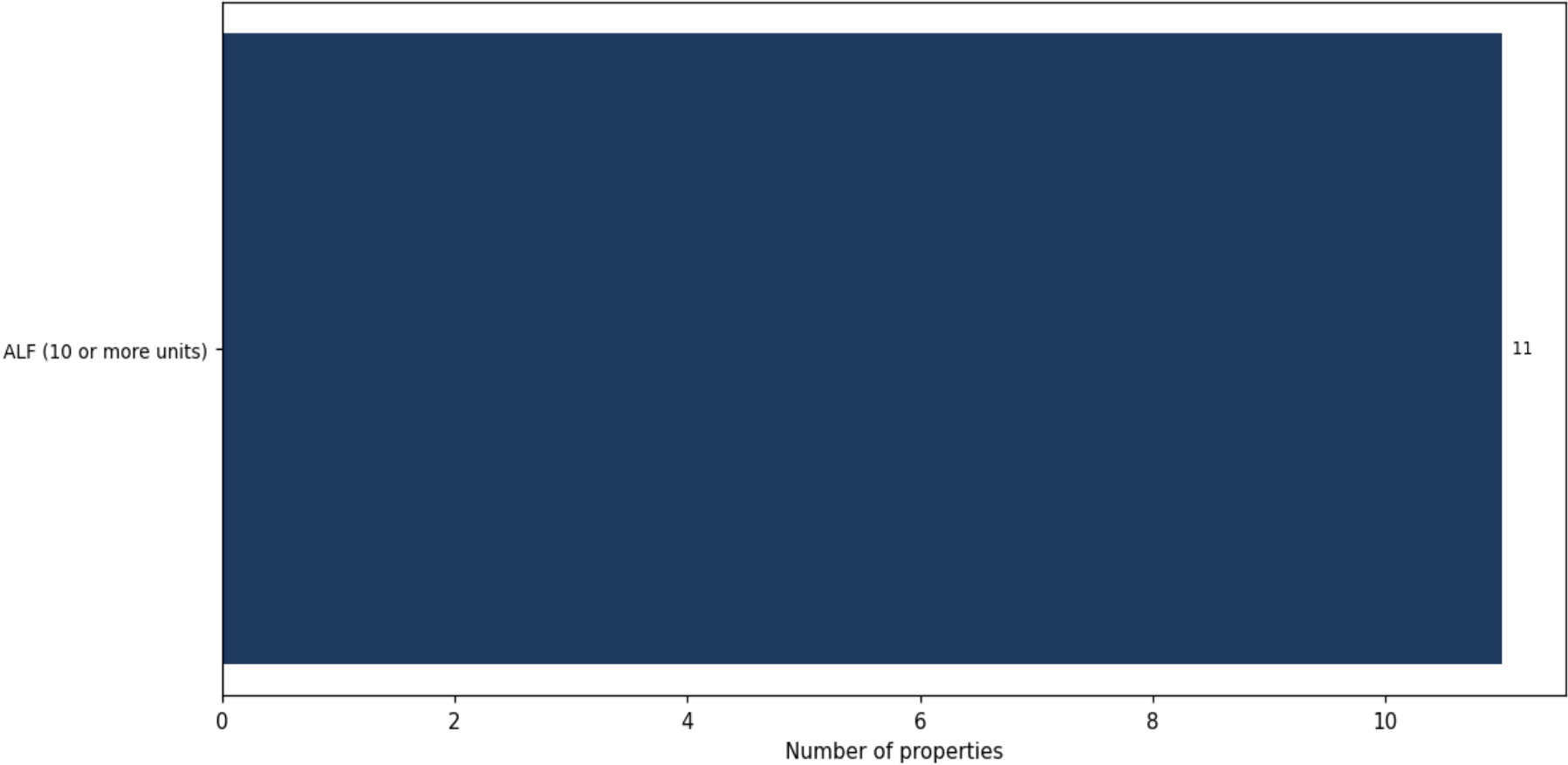
Market value distribution (n=11, top 1% trimmed for readability)



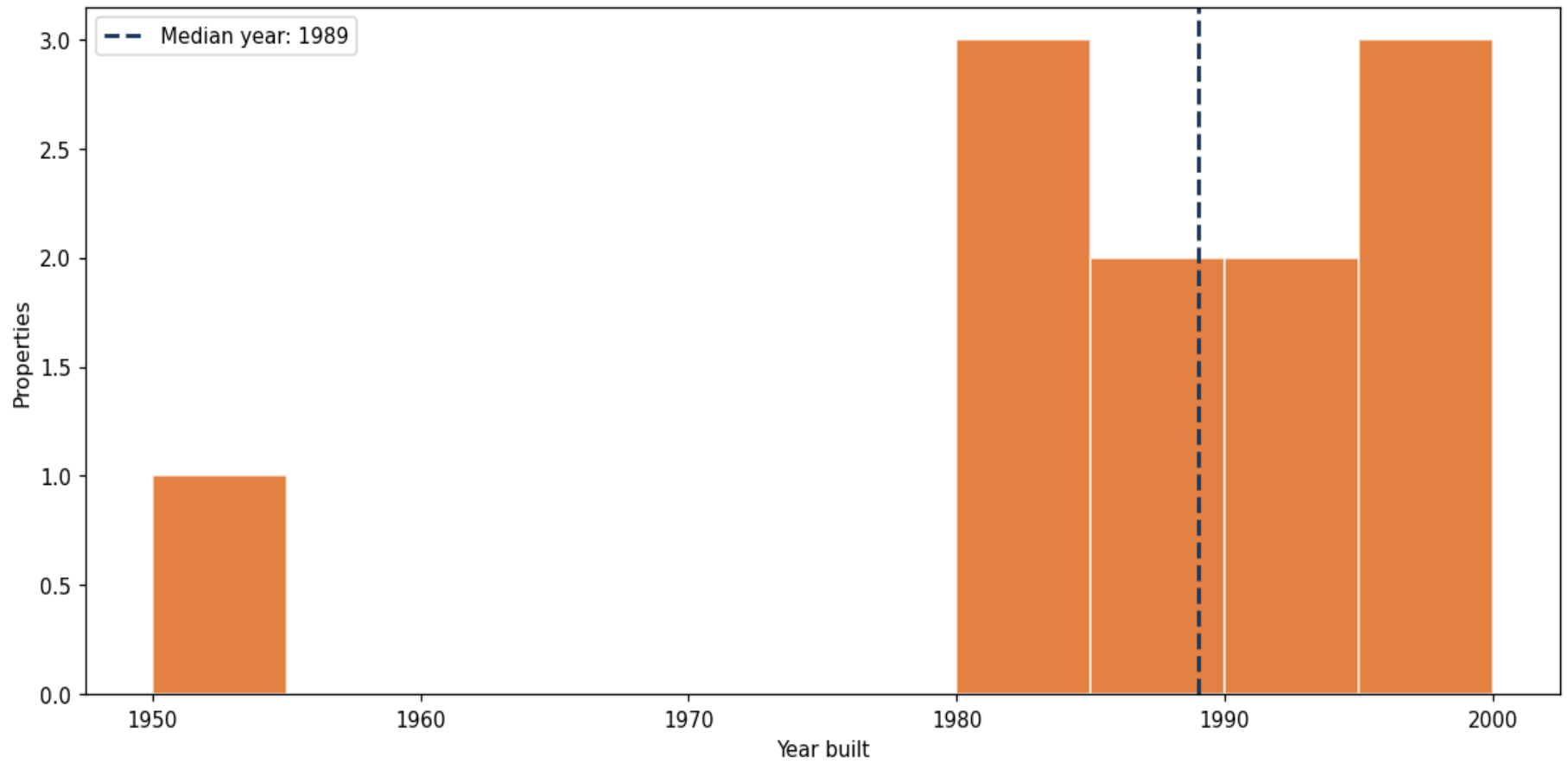
Building size vs. market value (n=9, outliers trimmed)



Top property types by count



Year built distribution (5-year buckets)



Market value vs. assessed value (gap = untaxed appreciation)

