

# Pinellas Property Market Report

14 matching properties • May 30, 2026

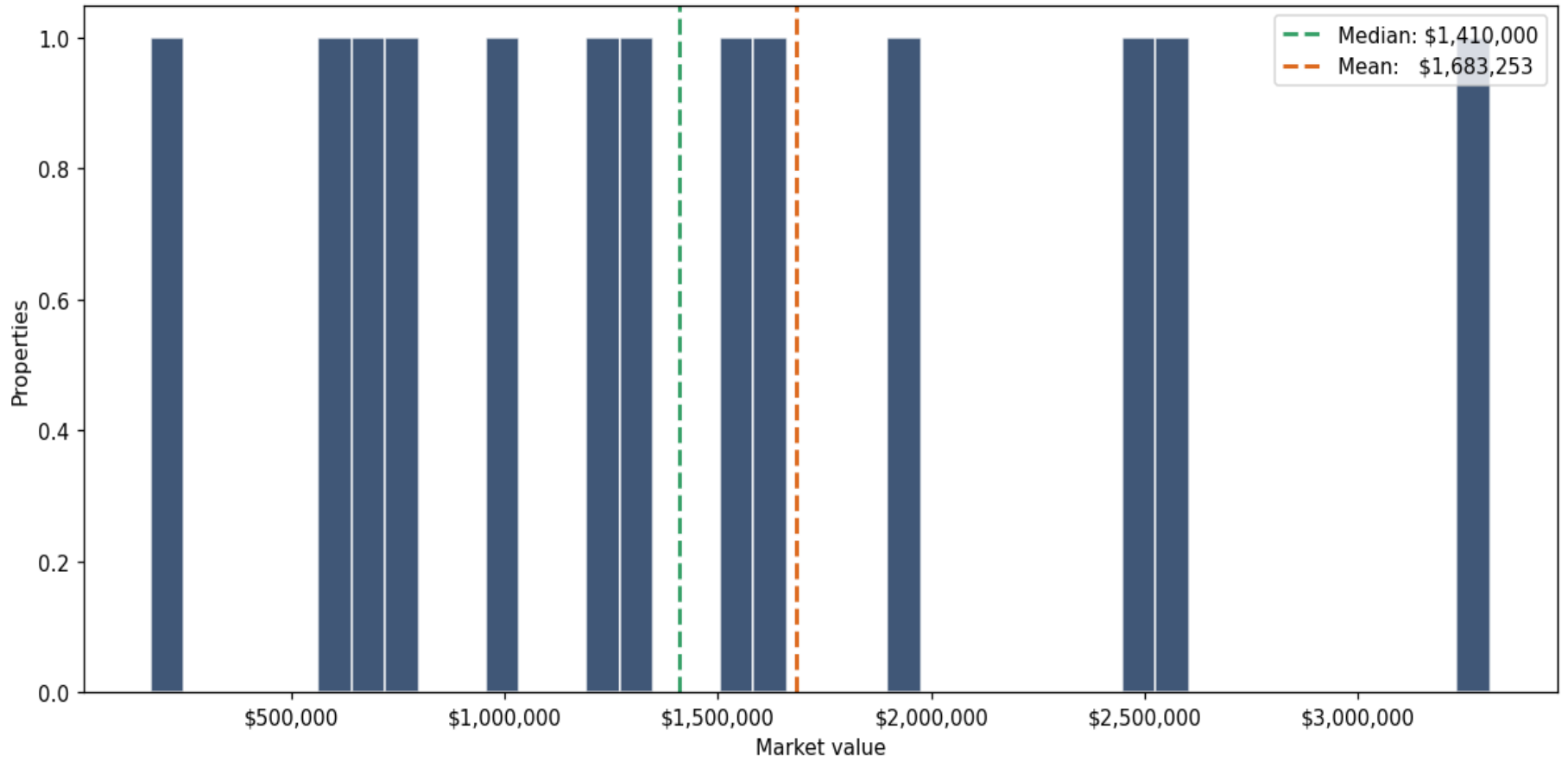
Filters applied	Headline numbers
<b>City:</b> Oldsmar	<b>Properties matched:</b> 14
<b>Property type:</b> Single Building Store	<b>Median market value:</b> \$1,520,000
	<b>Mean market value:</b> \$1,683,253
	<b>Min / Max:</b> \$170,000 / \$4,420,000
	<b>Mean square footage:</b> 9,336

## Top 14 properties by market value

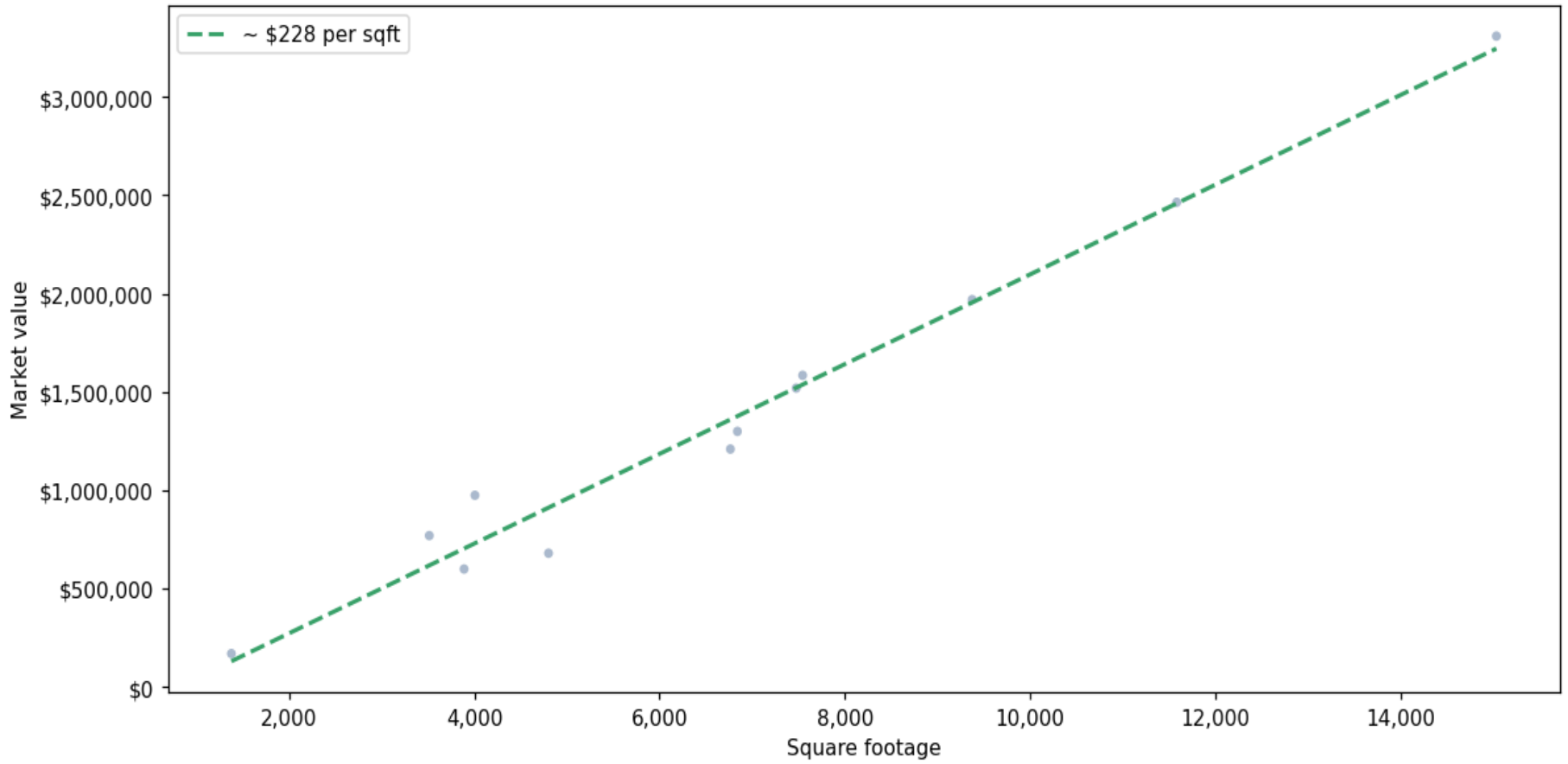
Address	City	Type	Market Value	Sq Ft	Year	Annual Tax
3929 TAMPA RD	Oldsmar	Single Building Store	\$4,420,000	24,992	2009	\$77,776
3770 TAMPA RD	Oldsmar	Single Building Store	\$3,310,000	15,036	1998	\$58,332
3790 TAMPA RD	Oldsmar	Single Building Store	\$2,590,000	23,508	1984	\$45,895
3771 TAMPA RD	Oldsmar	Single Building Store	\$2,465,000	11,584	1997	\$43,793
3947 TAMPA RD	Oldsmar	Single Building Store	\$1,970,000	9,375	2018	\$35,385
3923 TAMPA RD	Oldsmar	Single Building Store	\$1,585,000	7,544	2017	\$28,203
3698 TAMPA RD	Oldsmar	Single Building Store	\$1,520,000	7,475	2011	\$27,152
3670 TAMPA RD	Oldsmar	Single Building Store	\$1,300,000	6,840	1985	\$23,648
3787 TAMPA RD	Oldsmar	Single Building Store	\$1,210,000	6,764	1996	\$21,721
3927 TAMPA RD	Oldsmar	Single Building Store	\$975,000	4,005	2015	\$17,342
5000 TAMPA RD	Oldsmar	Single Building Store	\$770,000	3,512	2010	\$13,926
3964 TAMPA RD	Oldsmar	Single Building Store	\$680,540	4,800	1989	\$11,912
3916 TAMPA RD	Oldsmar	Single Building Store	\$600,000	3,888	1957	\$11,036

Address	City	Type	Market Value	Sq Ft	Year	Annual Tax
700 ST PETERSBURG DR W	Oldsmar	Single Building Store	\$170,000	1,375	1949	\$3,066

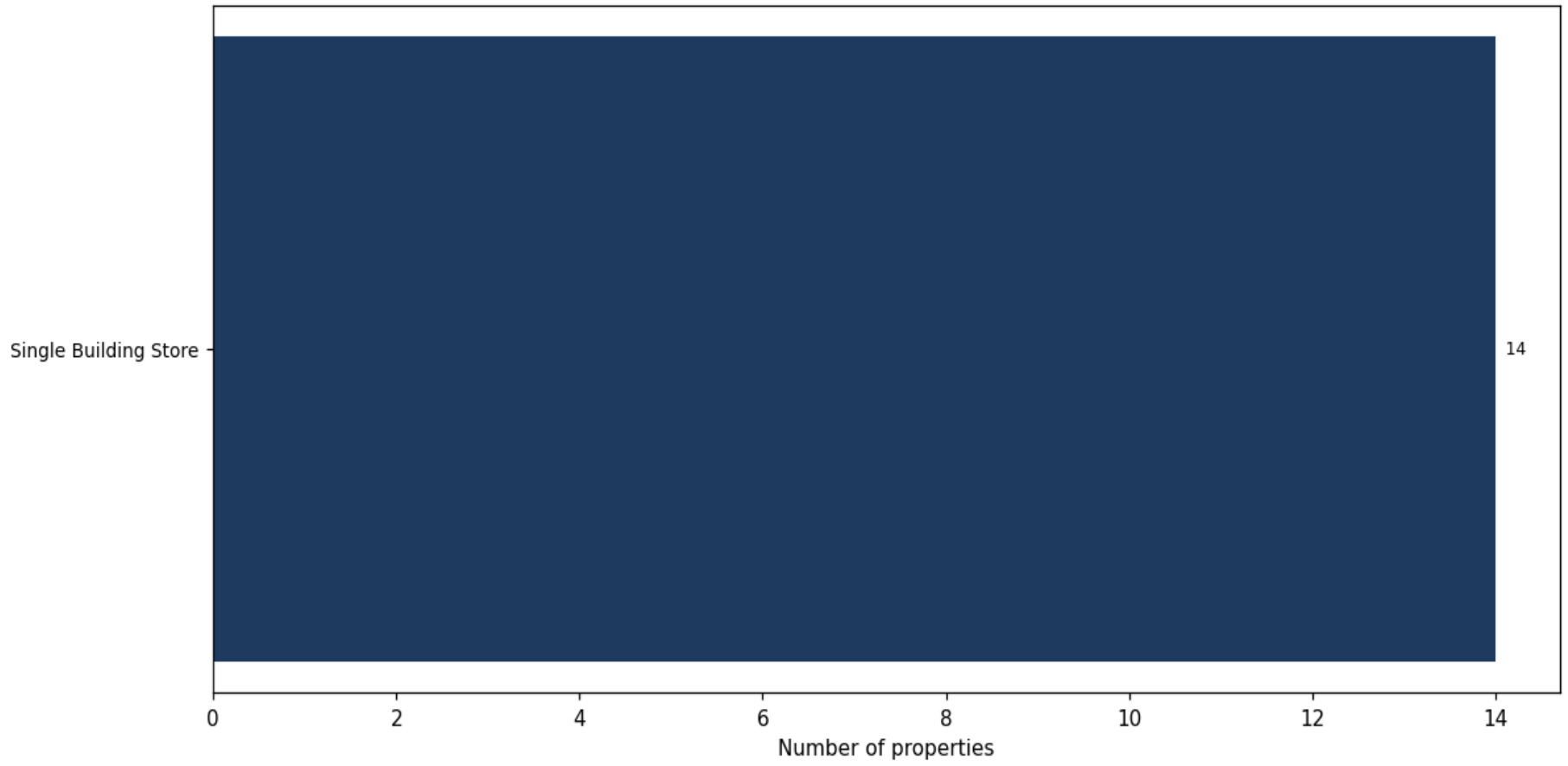
**Market value distribution (n=14, top 1% trimmed for readability)**



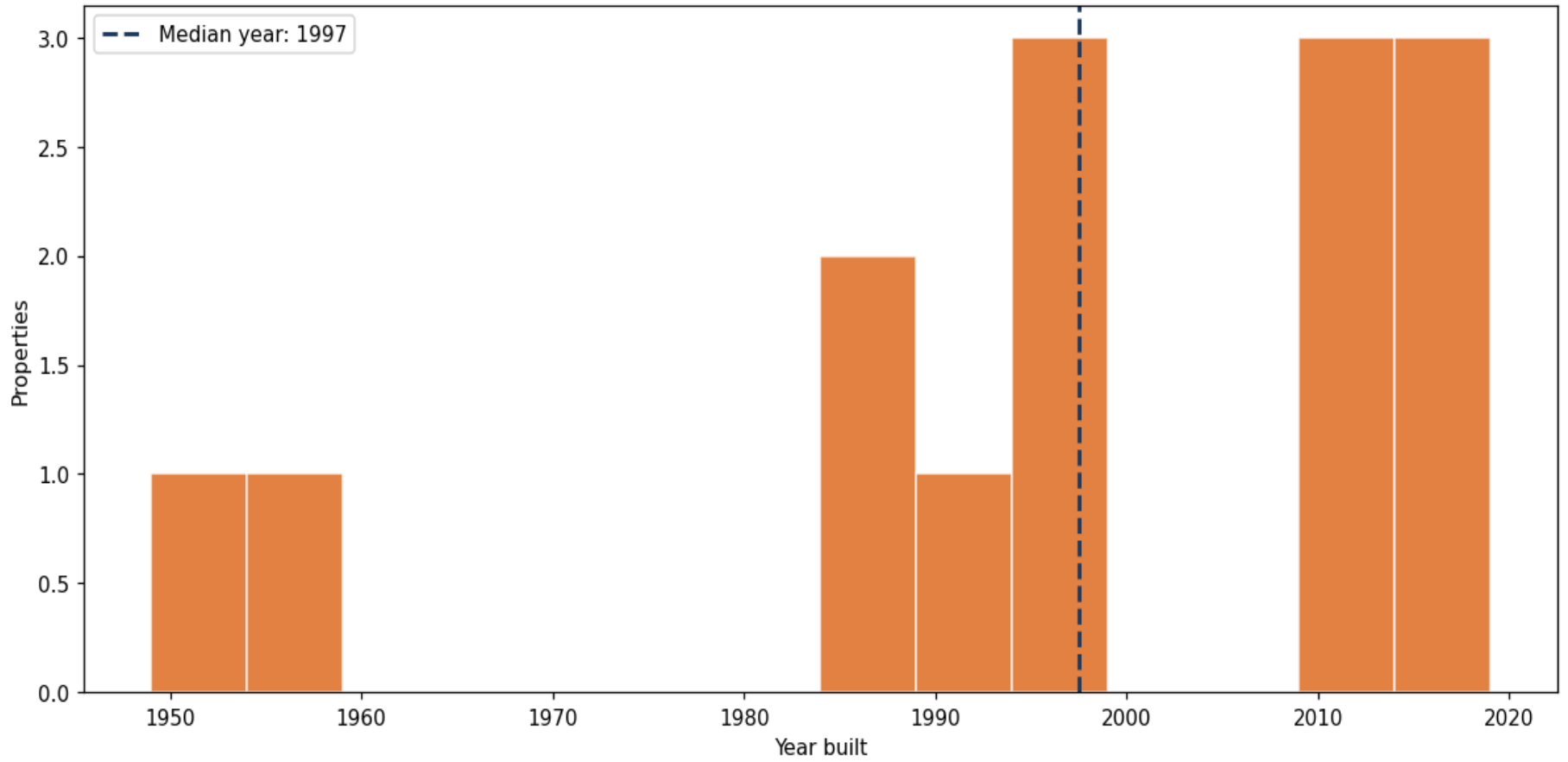
**Building size vs. market value (n=12, outliers trimmed)**



### Top property types by count



**Year built distribution (5-year buckets)**



### Market value vs. assessed value (gap = untaxed appreciation)

