

# Pinellas Property Market Report

15 matching properties • May 30, 2026

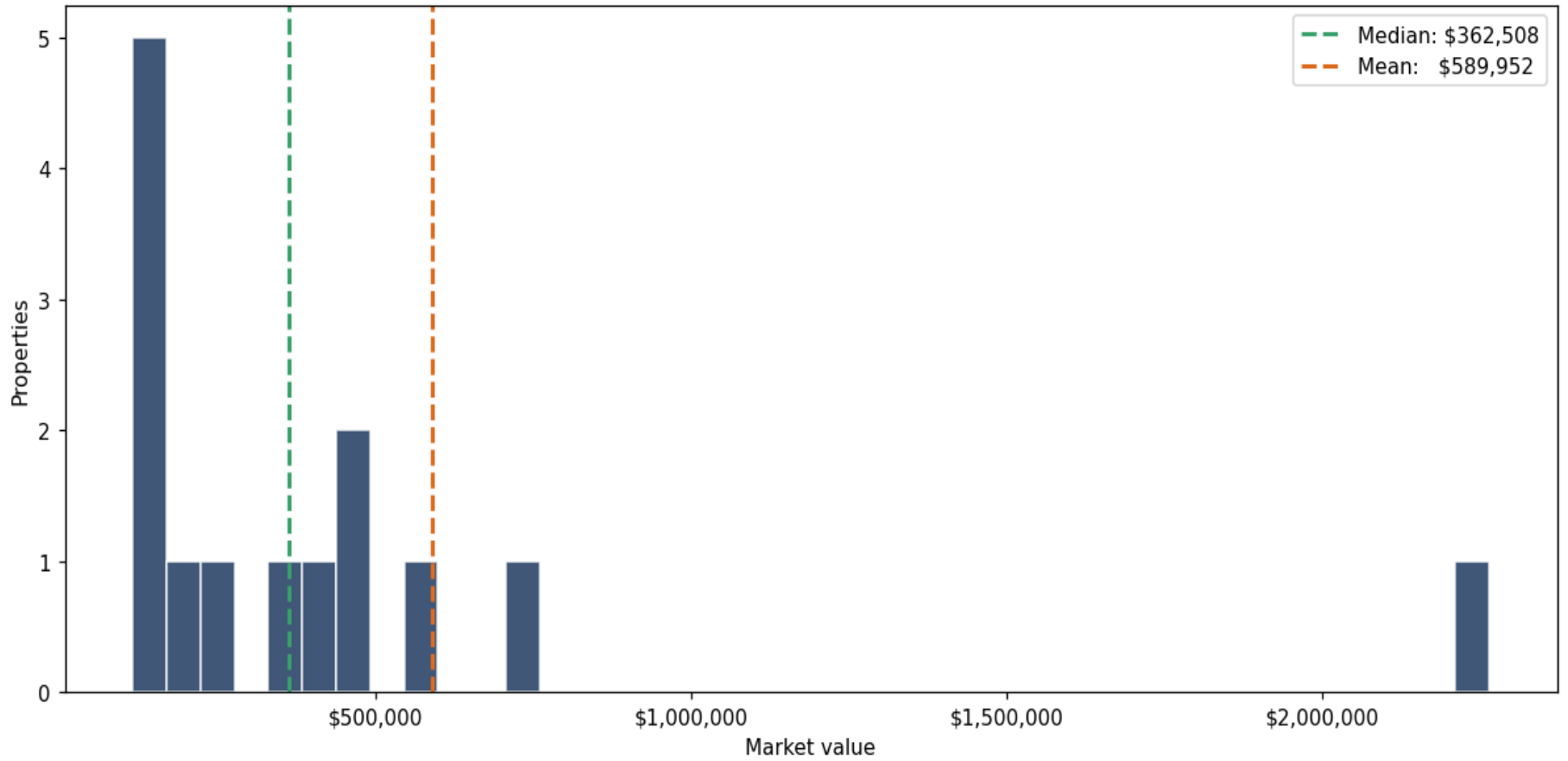
Filters applied	Headline numbers
<b>City:</b> Oldsmar	<b>Properties matched:</b> 15
<b>Property type:</b> Regulation, PAR 3 Golf Course	<b>Median market value:</b> \$362,508
	<b>Mean market value:</b> \$589,952
	<b>Min / Max:</b> \$115,000 / \$2,450,000
	<b>Mean square footage:</b> 16,415

## Top 15 properties by market value

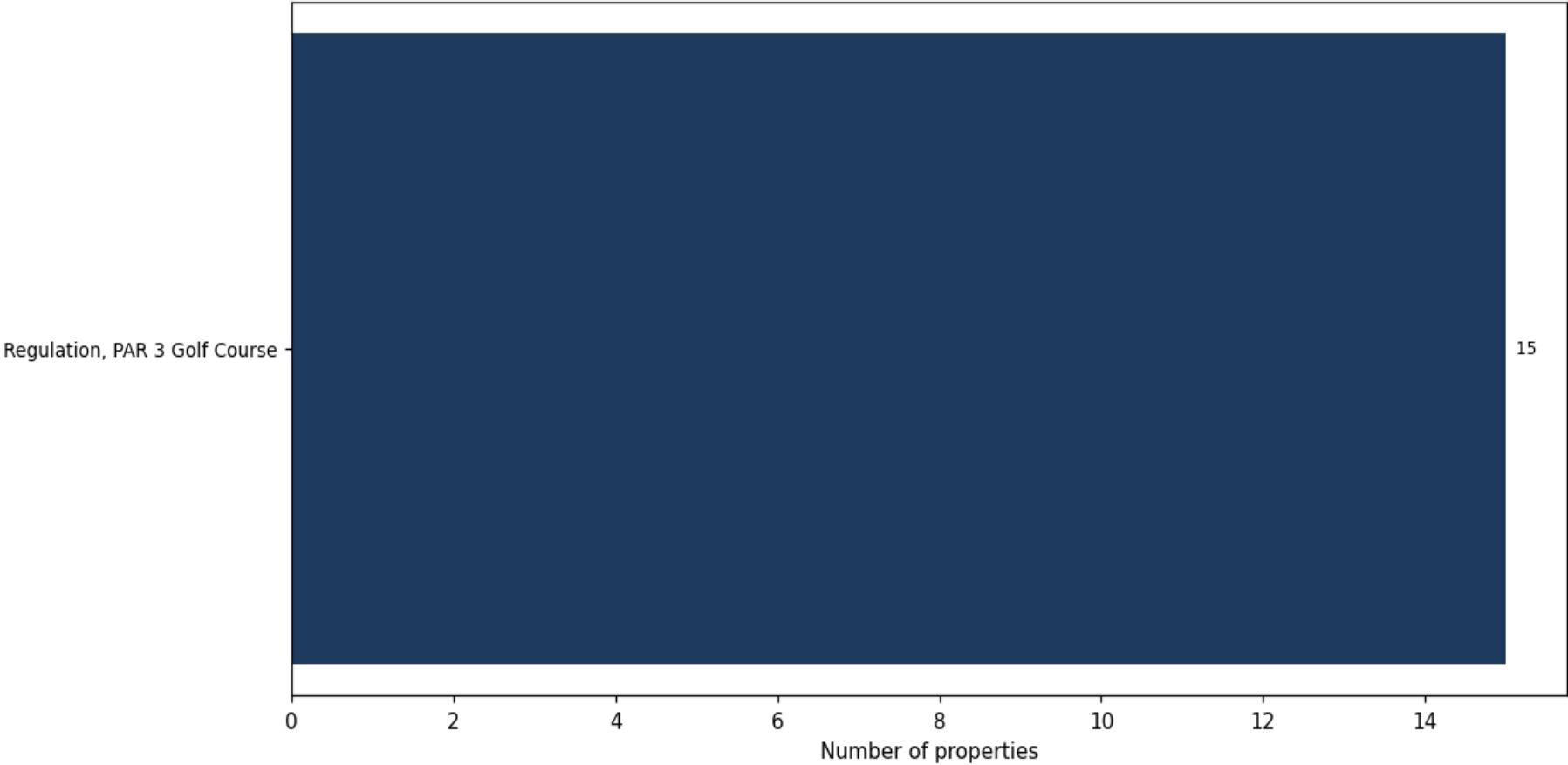
Address	City	Type	Market Value	Sq Ft	Year	Annual Tax
1104 EAST LAKE WOODLANDS PKWY	Oldsmar	Regulation, PAR 3 Golf C	\$2,450,000	5,044	1973	\$44,227
1050 EAST LAKE WOODLANDS PKWY	Oldsmar	Regulation, PAR 3 Golf C	\$2,265,000	50,870	1976	\$40,888
E E LAKE WOODLANDS PKWY	Oldsmar	Regulation, PAR 3 Golf C	\$745,000	7,316	1983	\$13,449
1022 EAST LAKE WOODLANDS PKWY	Oldsmar	Regulation, PAR 3 Golf C	\$588,560	2,430	1990	\$10,662
S WOODLANDS DR	Oldsmar	Regulation, PAR 3 Golf C	\$475,000			\$8,575
EAST LAKE WOODLANDS PKWY	Oldsmar	Regulation, PAR 3 Golf C	\$450,000			\$8,123
EAST LAKE WOODLANDS PKWY	Oldsmar	Regulation, PAR 3 Golf C	\$390,000			\$7,040
TAMPA RD	Oldsmar	Regulation, PAR 3 Golf C	\$362,508			\$6,544
TAMPA RD	Oldsmar	Regulation, PAR 3 Golf C	\$249,994			\$4,513
WOODLANDS BLVD	Oldsmar	Regulation, PAR 3 Golf C	\$175,000			\$3,159
WOODLAND BLVD	Oldsmar	Regulation, PAR 3 Golf C	\$157,760			\$2,848
PALMDALE DR	Oldsmar	Regulation, PAR 3 Golf C	\$155,000			\$2,798
EAST LAKE WOODLANDS PKWY	Oldsmar	Regulation, PAR 3 Golf C	\$145,000			\$2,618

Address	City	Type	Market Value	Sq Ft	Year	Annual Tax
EAST LAKE WOODLANDS PKWY	Oldsmar	Regulation, PAR 3 Golf C	\$125,460			\$2,265
TAMPA DR	Oldsmar	Regulation, PAR 3 Golf C	\$115,000			\$2,014

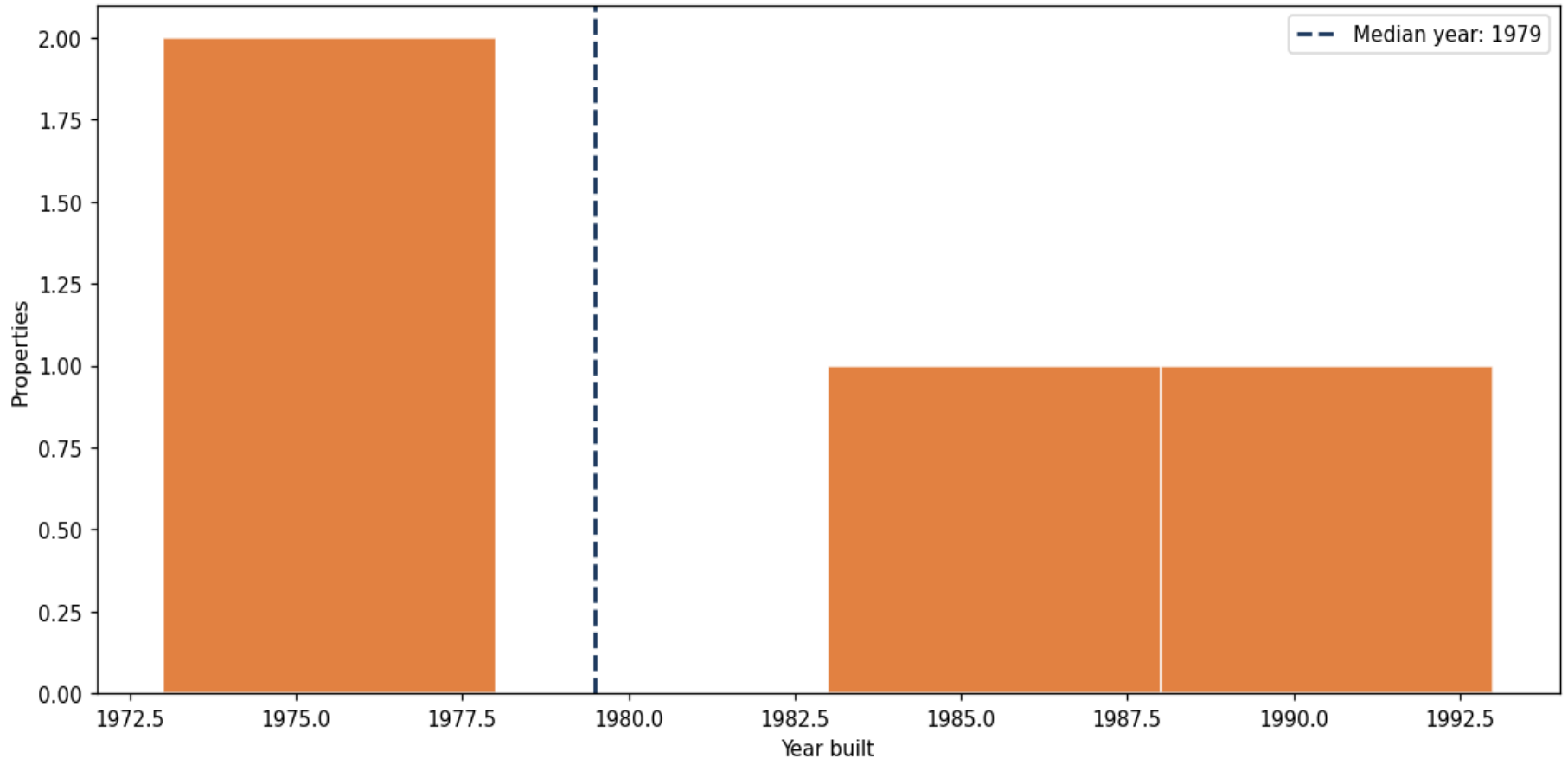
**Market value distribution (n=15, top 1% trimmed for readability)**



# Top property types by count



**Year built distribution (5-year buckets)**



### Market value vs. assessed value (gap = untaxed appreciation)

