

Pinellas Property Market Report

526 matching properties • June 02, 2026

Filters applied	Headline numbers
City: Oldsmar	Properties matched: 526
Property type: Manufactured Home (On Individually Owned Lot)	Median market value: \$145,157
	Mean market value: \$160,449
	Min / Max: \$117,080 / \$360,940
	Mean square footage: 1,264

Top 200 properties by market value

Address	City	Type	Market Value	Sq Ft	Year	Annual Tax
138 BLUE MARLIN DR	Oldsmar	Manufactured Home (On In	\$360,940	1,364	2016	\$6,004
526 CANAL WAY	Oldsmar	Manufactured Home (On In	\$356,051	2,707	1997	\$5,640
3074 HURON AVE	Oldsmar	Manufactured Home (On In	\$308,688	2,103	2006	\$4,753
525 CANAL WAY	Oldsmar	Manufactured Home (On In	\$308,271	1,589	2011	\$4,400
607 CANAL WAY	Oldsmar	Manufactured Home (On In	\$295,330	1,483	1998	\$4,907
519 CANAL WAY	Oldsmar	Manufactured Home (On In	\$294,923	1,745	1996	\$4,708
53 PELICAN DR S	Oldsmar	Manufactured Home (On In	\$294,530	1,511	2018	\$4,929
436 SAILFISH BLVD	Oldsmar	Manufactured Home (On In	\$289,420	1,404	2023	\$4,862
521 CANAL WAY	Oldsmar	Manufactured Home (On In	\$277,412	2,030	2003	\$4,417
616 LAKE WAY	Oldsmar	Manufactured Home (On In	\$275,283	1,583	1999	\$4,573
500 COBIA WAY	Oldsmar	Manufactured Home (On In	\$268,205	1,480	1997	\$4,494
199 GULF WAY	Oldsmar	Manufactured Home (On In	\$267,833	1,296	2011	\$4,457
255 PELICAN DR N	Oldsmar	Manufactured Home (On In	\$254,628	1,573	2003	\$4,305

Address	City	Type	Market Value	Sq Ft	Year	Annual Tax
147 GULL AIRE BLVD	Oldsmar	Manufactured Home (On In	\$251,934	1,188	2012	\$4,187
523 CANAL WAY	Oldsmar	Manufactured Home (On In	\$251,645	1,799	2001	\$3,953
505 CANAL WAY	Oldsmar	Manufactured Home (On In	\$245,988	1,662	1999	\$4,053
623 PELICAN DR S	Oldsmar	Manufactured Home (On In	\$245,468	1,749	1995	\$4,110
339 CANAL WAY	Oldsmar	Manufactured Home (On In	\$244,991	1,323	2002	\$4,078
287 PELICAN DR N	Oldsmar	Manufactured Home (On In	\$244,549	1,619	2012	\$4,088
507 CANAL WAY	Oldsmar	Manufactured Home (On In	\$242,433	1,500	2002	\$3,997
613 COBIA WAY	Oldsmar	Manufactured Home (On In	\$241,393	1,556	1997	\$4,016
509 CANAL WAY	Oldsmar	Manufactured Home (On In	\$240,077	1,697	1996	\$3,958
512 CANAL WAY	Oldsmar	Manufactured Home (On In	\$239,337	1,484	1999	\$3,745
145 BLUE MARLIN DR	Oldsmar	Manufactured Home (On In	\$236,648	1,504	2006	\$3,897
514 CANAL WAY	Oldsmar	Manufactured Home (On In	\$235,793	1,475	1999	\$3,691
515 CANAL WAY	Oldsmar	Manufactured Home (On In	\$234,374	1,475	1999	\$3,665
524 CANAL WAY	Oldsmar	Manufactured Home (On In	\$231,875	1,696	1997	\$3,659
256 PELICAN DR N	Oldsmar	Manufactured Home (On In	\$231,596	1,296	2003	\$3,831
618 PELICAN DR S	Oldsmar	Manufactured Home (On In	\$231,189	1,951	1996	\$3,747
479 TROUT LN	Oldsmar	Manufactured Home (On In	\$230,766	1,394	1988	\$3,862
495 LAKE WAY	Oldsmar	Manufactured Home (On In	\$230,709	1,455	1998	\$3,824
513 CANAL WAY	Oldsmar	Manufactured Home (On In	\$228,113	1,286	2000	\$3,624
510 CANAL WAY	Oldsmar	Manufactured Home (On In	\$226,058	1,722	1996	\$3,529
517 CANAL WAY	Oldsmar	Manufactured Home (On In	\$225,784	1,469	1996	\$3,531
619 PELICAN DR S	Oldsmar	Manufactured Home (On In	\$223,662	1,628	2003	\$3,747
468 TROUT LN	Oldsmar	Manufactured Home (On In	\$223,478	960	2004	\$3,725
522 CANAL WAY	Oldsmar	Manufactured Home (On In	\$223,451	1,749	1996	\$3,495
499 LAKE WAY	Oldsmar	Manufactured Home (On In	\$222,891	1,736	2001	\$3,674

Address	City	Type	Market Value	Sq Ft	Year	Annual Tax
611 COBIA WAY	Oldsmar	Manufactured Home (On In	\$222,783	1,296	2005	\$3,725
15 PELICAN DR N	Oldsmar	Manufactured Home (On In	\$222,499	1,296	2004	\$3,710
119 DOLPHIN DR S	Oldsmar	Manufactured Home (On In	\$221,809	1,256	1991	\$3,699
109 DOLPHIN DR E	Oldsmar	Manufactured Home (On In	\$221,517	1,336	1982	\$3,849
617 LAKE WAY	Oldsmar	Manufactured Home (On In	\$220,754	1,675	1999	\$3,638
21 GULL RD	Oldsmar	Manufactured Home (On In	\$220,735	1,612	1994	\$3,693
516 CANAL WAY	Oldsmar	Manufactured Home (On In	\$220,448	1,487	1996	\$3,437
305 SNOOK CT	Oldsmar	Manufactured Home (On In	\$219,871	1,296	2003	\$3,648
146 BLUE MARLIN DR	Oldsmar	Manufactured Home (On In	\$219,533	1,222	2005	\$3,658
358 LAKE WAY	Oldsmar	Manufactured Home (On In	\$219,422	1,296	1998	\$3,665
452 POMPANO CT	Oldsmar	Manufactured Home (On In	\$219,210	1,269	2005	\$3,643
39 PELICAN DR S	Oldsmar	Manufactured Home (On In	\$215,193	1,296	1994	\$3,596
511 CANAL WAY	Oldsmar	Manufactured Home (On In	\$215,064	1,784	1998	\$3,400
614 LAKE WAY	Oldsmar	Manufactured Home (On In	\$214,826	2,129	1996	\$3,536
312 SNOOK CT	Oldsmar	Manufactured Home (On In	\$213,494	1,324	1980	\$3,555
620 PELICAN DR S	Oldsmar	Manufactured Home (On In	\$213,482	1,830	1995	\$3,543
497 LAKE WAY	Oldsmar	Manufactured Home (On In	\$213,162	1,529	1999	\$3,513
274 PELICAN DR N	Oldsmar	Manufactured Home (On In	\$213,044	1,205	2005	\$3,550
370 COBIA WAY	Oldsmar	Manufactured Home (On In	\$212,216	1,392	1982	\$3,519
624 PELICAN DR S	Oldsmar	Manufactured Home (On In	\$210,603	1,799	1997	\$3,523
169 MANTA CIR	Oldsmar	Manufactured Home (On In	\$210,586	1,718	2001	\$3,482
450 SAILFISH BLVD	Oldsmar	Manufactured Home (On In	\$209,374	1,328	1995	\$3,522
271 PELICAN DR N	Oldsmar	Manufactured Home (On In	\$209,322	1,296	2003	\$3,482
223 DOLPHIN DR N	Oldsmar	Manufactured Home (On In	\$208,953	1,150	1992	\$3,481
496 LAKE WAY	Oldsmar	Manufactured Home (On In	\$208,575	1,213	1999	\$3,519

Address	City	Type	Market Value	Sq Ft	Year	Annual Tax
40 PELICAN DR S	Oldsmar	Manufactured Home (On In	\$208,223	1,444	1994	\$3,457
24 PELICAN DR E	Oldsmar	Manufactured Home (On In	\$207,784	1,314	1988	\$3,431
293 TARPON LN	Oldsmar	Manufactured Home (On In	\$207,666	960	2004	\$3,428
489 TROUT LN	Oldsmar	Manufactured Home (On In	\$207,484	1,568	1993	\$3,531
417 DOLPHIN DR S	Oldsmar	Manufactured Home (On In	\$206,410	1,253	1985	\$3,457
508 CANAL WAY	Oldsmar	Manufactured Home (On In	\$206,215	1,205	1995	\$3,477
359 LAKE WAY	Oldsmar	Manufactured Home (On In	\$206,050	1,404	2002	\$3,466
341 CANAL WAY	Oldsmar	Manufactured Home (On In	\$205,958	917	1985	\$3,454
117 DOLPHIN DR S	Oldsmar	Manufactured Home (On In	\$205,023	1,014	1993	\$3,441
317 BASS CT	Oldsmar	Manufactured Home (On In	\$204,386	1,248	1984	\$3,369
315 BASS CT	Oldsmar	Manufactured Home (On In	\$202,766	960	2004	\$3,353
174 MANTA CIR	Oldsmar	Manufactured Home (On In	\$202,674	1,764	1984	\$3,439
503 COBIA WAY	Oldsmar	Manufactured Home (On In	\$202,510	1,446	1998	\$3,375
615 LAKE WAY	Oldsmar	Manufactured Home (On In	\$202,189	1,475	1998	\$3,372
504 CANAL WAY	Oldsmar	Manufactured Home (On In	\$202,184	1,578	1995	\$3,375
609 CANAL WAY	Oldsmar	Manufactured Home (On In	\$201,653	1,529	1998	\$3,361
374 DOLPHIN DR N	Oldsmar	Manufactured Home (On In	\$201,650	1,225	1984	\$3,346
338 CANAL WAY	Oldsmar	Manufactured Home (On In	\$201,296	1,104	1982	\$3,381
608 CANAL WAY	Oldsmar	Manufactured Home (On In	\$201,284	1,373	1996	\$3,315
612 COBIA WAY	Oldsmar	Manufactured Home (On In	\$201,261	1,308	1997	\$3,358
494 LAKE WAY	Oldsmar	Manufactured Home (On In	\$201,221	1,448	1997	\$3,358
419 DOLPHIN DR S	Oldsmar	Manufactured Home (On In	\$201,005	1,431	2002	\$3,358
520 CANAL WAY	Oldsmar	Manufactured Home (On In	\$200,323	1,473	1995	\$3,808
332 CANAL WAY	Oldsmar	Manufactured Home (On In	\$200,157	960	1982	\$3,339
471 TROUT LN	Oldsmar	Manufactured Home (On In	\$200,080	1,248	1999	\$3,272

Address	City	Type	Market Value	Sq Ft	Year	Annual Tax
437 SAILFISH BLVD	Oldsmar	Manufactured Home (On In	\$199,161	1,056	1986	\$3,310
501 COBIA WAY	Oldsmar	Manufactured Home (On In	\$198,623	1,532	1996	\$3,275
610 COBIA WAY	Oldsmar	Manufactured Home (On In	\$198,608	1,388	1993	\$3,350
465 TROUT LN	Oldsmar	Manufactured Home (On In	\$197,808	1,296	1999	\$3,256
308 SNOOK CT	Oldsmar	Manufactured Home (On In	\$197,786	1,493	1984	\$3,277
336 CANAL WAY	Oldsmar	Manufactured Home (On In	\$197,254	1,431	1999	\$3,257
196 GULF WAY	Oldsmar	Manufactured Home (On In	\$197,158	1,152	1983	\$3,331
422 DOLPHIN DR S	Oldsmar	Manufactured Home (On In	\$196,076	1,344	1980	\$3,255
248 PELICAN DR N	Oldsmar	Manufactured Home (On In	\$195,984	960	2005	\$3,253
66 PELICAN DR S	Oldsmar	Manufactured Home (On In	\$195,822	1,504	1994	\$3,244
396 BLUE MARLIN DR	Oldsmar	Manufactured Home (On In	\$195,659	1,588	1989	\$3,355
472 TROUT LN	Oldsmar	Manufactured Home (On In	\$195,214	1,296	1998	\$3,246
98 DOLPHIN DR N	Oldsmar	Manufactured Home (On In	\$194,941	1,240	1984	\$3,235
291 TARPON LN	Oldsmar	Manufactured Home (On In	\$194,015	1,172	1993	\$3,237
360 LAKE WAY	Oldsmar	Manufactured Home (On In	\$193,956	1,296	1998	\$3,216
90 PELICAN DR N	Oldsmar	Manufactured Home (On In	\$192,634	1,176	1984	\$3,201
480 TROUT LN	Oldsmar	Manufactured Home (On In	\$192,566	1,521	1993	\$3,199
144 BLUE MARLIN DR	Oldsmar	Manufactured Home (On In	\$192,562	1,226	1980	\$3,203
219 DOLPHIN DR N	Oldsmar	Manufactured Home (On In	\$192,432	1,208	1993	\$3,203
186 BLUE MARLIN DR	Oldsmar	Manufactured Home (On In	\$192,401	1,333	1979	\$3,223
487 TROUT LN	Oldsmar	Manufactured Home (On In	\$192,326	1,323	2000	\$3,228
372 COBIA WAY	Oldsmar	Manufactured Home (On In	\$192,183	1,048	1984	\$3,227
462 TROUT LN	Oldsmar	Manufactured Home (On In	\$191,998	1,296	1998	\$3,198
177 DOLPHIN DR E	Oldsmar	Manufactured Home (On In	\$190,804	1,262	1992	\$3,189
193 BLUE MARLIN DR	Oldsmar	Manufactured Home (On In	\$190,774	1,485	1983	\$3,185

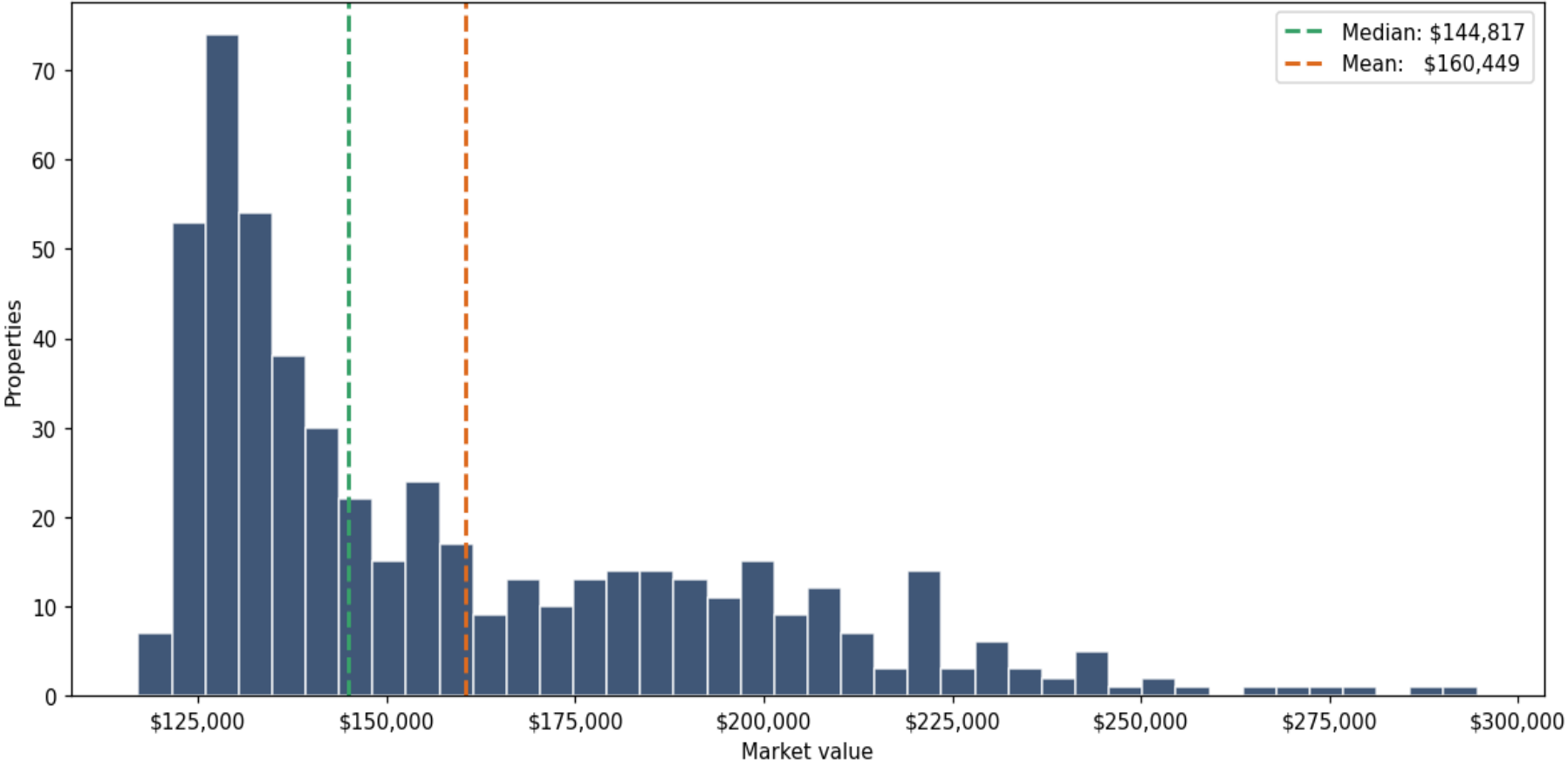
Address	City	Type	Market Value	Sq Ft	Year	Annual Tax
373 COBIA WAY	Oldsmar	Manufactured Home (On In	\$190,121	1,440	1981	\$3,174
167 MANTA CIR	Oldsmar	Manufactured Home (On In	\$190,019	1,248	1980	\$3,134
107 DOLPHIN DR E	Oldsmar	Manufactured Home (On In	\$189,787	1,090	1991	\$3,144
483 TROUT LN	Oldsmar	Manufactured Home (On In	\$189,766	1,609	1994	\$3,053
498 LAKE WAY	Oldsmar	Manufactured Home (On In	\$189,128	1,421	1999	\$3,137
403 BLUE MARLIN DR	Oldsmar	Manufactured Home (On In	\$188,163	958	1993	\$3,135
476 TROUT LN	Oldsmar	Manufactured Home (On In	\$187,601	1,056	1985	\$3,150
228 TARPON LN	Oldsmar	Manufactured Home (On In	\$187,360	1,686	1991	\$3,131
357 LAKE WAY	Oldsmar	Manufactured Home (On In	\$186,705	1,286	1992	\$3,133
64 PELICAN DR S	Oldsmar	Manufactured Home (On In	\$186,007	1,484	1993	\$3,110
201 GULF WAY	Oldsmar	Manufactured Home (On In	\$185,832	1,380	1981	\$3,086
306 SNOOK CT	Oldsmar	Manufactured Home (On In	\$185,713	1,384	1986	\$3,129
116 DOLPHIN DR S	Oldsmar	Manufactured Home (On In	\$185,706	1,090	1991	\$3,084
249 PELICAN DR N	Oldsmar	Manufactured Home (On In	\$185,543	1,200	1980	\$3,129
233 TARPON LN	Oldsmar	Manufactured Home (On In	\$185,530	1,274	1983	\$3,156
394 COBIA WAY	Oldsmar	Manufactured Home (On In	\$185,463	1,719	1980	\$3,071
33 PELICAN DR E	Oldsmar	Manufactured Home (On In	\$185,462	1,259	1996	\$3,102
139 BLUE MARLIN DR	Oldsmar	Manufactured Home (On In	\$184,509	1,226	1983	\$3,064
224 DOLPHIN DR N	Oldsmar	Manufactured Home (On In	\$184,376	1,248	1984	\$3,095
434 SAILFISH BLVD	Oldsmar	Manufactured Home (On In	\$184,011	1,105	1995	\$3,077
337 CANAL WAY	Oldsmar	Manufactured Home (On In	\$183,504	1,296	2000	\$3,069
80 PELICAN DR E	Oldsmar	Manufactured Home (On In	\$182,785	1,456	1986	\$3,063
506 CANAL WAY	Oldsmar	Manufactured Home (On In	\$182,730	1,666	1996	\$3,025
335 CANAL WAY	Oldsmar	Manufactured Home (On In	\$182,235	960	2004	\$3,023
52 PELICAN DR S	Oldsmar	Manufactured Home (On In	\$181,450	1,248	1983	\$3,015

Address	City	Type	Market Value	Sq Ft	Year	Annual Tax
416 DOLPHIN DR S	Oldsmar	Manufactured Home (On In	\$180,857	1,348	1986	\$3,028
459 PELICAN DR S	Oldsmar	Manufactured Home (On In	\$180,763	960	1988	\$3,015
222 DOLPHIN DR N	Oldsmar	Manufactured Home (On In	\$180,544	1,148	1992	\$2,997
466 TROUT LN	Oldsmar	Manufactured Home (On In	\$180,364	1,092	1991	\$3,030
108 DOLPHIN DR E	Oldsmar	Manufactured Home (On In	\$179,864	1,372	1982	\$2,990
70 PELICAN DR E	Oldsmar	Manufactured Home (On In	\$179,697	1,341	1987	\$3,009
382 TRANQUIL CT	Oldsmar	Manufactured Home (On In	\$179,528	1,372	1985	\$3,008
26 PELICAN DR E	Oldsmar	Manufactured Home (On In	\$179,386	1,240	1987	\$2,989
490 TROUT LN	Oldsmar	Manufactured Home (On In	\$179,198	1,031	1993	\$2,989
3124 DUANE AVE	Oldsmar	Manufactured Home (On In	\$178,960	1,602	2005	\$2,919
379 PEACEFUL CT	Oldsmar	Manufactured Home (On In	\$178,854	1,518	1992	\$3,119
83 PELICAN DR N	Oldsmar	Manufactured Home (On In	\$178,821	1,056	1985	\$3,139
621 PELICAN DR S	Oldsmar	Manufactured Home (On In	\$178,629	1,766	1996	\$2,981
376 PEACEFUL CT	Oldsmar	Manufactured Home (On In	\$178,586	1,040	1985	\$2,970
463 TROUT LN	Oldsmar	Manufactured Home (On In	\$177,497	1,296	1998	\$2,978
385 TRANQUIL CT	Oldsmar	Manufactured Home (On In	\$177,153	1,097	1982	\$2,964
420 DOLPHIN DR S	Oldsmar	Manufactured Home (On In	\$176,657	1,056	1986	\$2,962
69 PELICAN DR S	Oldsmar	Manufactured Home (On In	\$176,488	1,240	1987	\$2,938
491 TROUT LN	Oldsmar	Manufactured Home (On In	\$175,976	960	1993	\$2,937
153 GULL AIRE BLVD	Oldsmar	Manufactured Home (On In	\$175,624	1,176	1983	\$2,920
133 DOLPHIN DR S	Oldsmar	Manufactured Home (On In	\$175,451	1,228	1986	\$2,920
120 DOLPHIN DR S	Oldsmar	Manufactured Home (On In	\$175,290	1,514	1985	\$2,911
340 CANAL WAY	Oldsmar	Manufactured Home (On In	\$174,185	1,056	1993	\$2,968
622 PELICAN DR S	Oldsmar	Manufactured Home (On In	\$173,578	1,200	1995	\$2,927
121 DOLPHIN DR S	Oldsmar	Manufactured Home (On In	\$173,306	1,392	1980	\$3,605

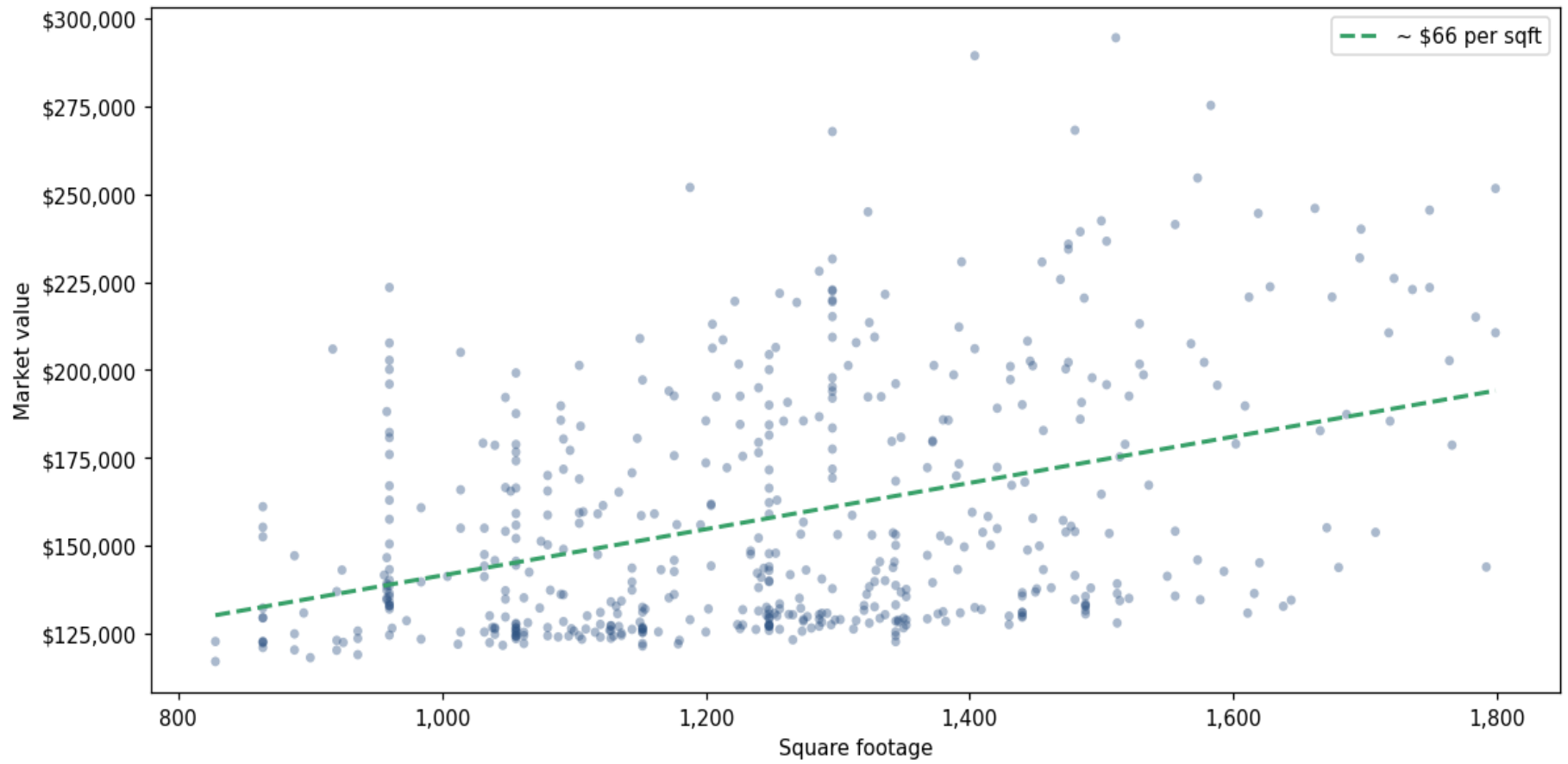
Address	City	Type	Market Value	Sq Ft	Year	Annual Tax
502 COBIA WAY	Oldsmar	Manufactured Home (On In	\$172,313	1,421	1995	\$2,891
230 TARPON LN	Oldsmar	Manufactured Home (On In	\$172,218	1,368	1989	\$2,903
125 DOLPHIN DR S	Oldsmar	Manufactured Home (On In	\$172,191	1,216	1980	\$2,871
142 BLUE MARLIN DR	Oldsmar	Manufactured Home (On In	\$171,793	1,296	1984	\$2,876
310 SNOOK CT	Oldsmar	Manufactured Home (On In	\$171,758	1,092	1996	\$2,853
57 PELICAN DR S	Oldsmar	Manufactured Home (On In	\$171,578	1,248	1986	\$2,860
424 PELICAN DR S	Oldsmar	Manufactured Home (On In	\$170,750	1,144	1992	\$2,830
163 DOLPHIN DR E	Oldsmar	Manufactured Home (On In	\$170,000	1,080	1982	\$2,822
206 DOLPHIN DR N	Oldsmar	Manufactured Home (On In	\$169,882	1,390	1982	\$2,840
343 CANAL WAY	Oldsmar	Manufactured Home (On In	\$169,287	1,296	1980	\$2,835
488 TROUT LN	Oldsmar	Manufactured Home (On In	\$168,993	1,104	1994	\$2,834
96 DOLPHIN DR N	Oldsmar	Manufactured Home (On In	\$168,402	1,344	1981	\$2,810
182 BLUE MARLIN DR	Oldsmar	Manufactured Home (On In	\$168,114	1,442	1983	\$2,786
397 BLUE MARLIN DR	Oldsmar	Manufactured Home (On In	\$167,231	1,536	1984	\$2,803
470 TROUT LN	Oldsmar	Manufactured Home (On In	\$167,196	1,432	1984	\$2,812
154 GULL AIRE BLVD	Oldsmar	Manufactured Home (On In	\$167,045	960	1985	\$2,781
283 PELICAN DR N	Oldsmar	Manufactured Home (On In	\$166,557	1,048	1983	\$2,800
148 GULL AIRE BLVD	Oldsmar	Manufactured Home (On In	\$166,433	1,056	1985	\$2,799
123 DOLPHIN DR S	Oldsmar	Manufactured Home (On In	\$166,390	1,248	1984	\$2,772
384 TRANQUIL CT	Oldsmar	Manufactured Home (On In	\$165,913	1,014	1984	\$2,778
217 DOLPHIN DR N	Oldsmar	Manufactured Home (On In	\$165,588	1,080	1980	\$2,769
427 PELICAN DR S	Oldsmar	Manufactured Home (On In	\$165,551	1,052	1992	\$2,781
104 DOLPHIN DR N	Oldsmar	Manufactured Home (On In	\$165,259	1,134	1998	\$2,770
362 LAKE WAY	Oldsmar	Manufactured Home (On In	\$164,648	1,500	1986	\$2,770
453 POMPANO CT	Oldsmar	Manufactured Home (On In	\$162,974	1,254	1984	\$2,737

Address	City	Type	Market Value	Sq Ft	Year	Annual Tax
132 DOLPHIN DR S	Oldsmar	Manufactured Home (On In	\$162,963	960	1995	\$2,744
354 CANAL WAY	Oldsmar	Manufactured Home (On In	\$162,268	1,248	1986	\$2,556
295 SUNFISH CT	Oldsmar	Manufactured Home (On In	\$161,856	1,204	1982	\$2,722
128 DOLPHIN DR S	Oldsmar	Manufactured Home (On In	\$161,488	1,204	1982	\$2,682
179 BLUE MARLIN DR	Oldsmar	Manufactured Home (On In	\$161,437	1,122	1982	\$2,714
81 PELICAN DR N	Oldsmar	Manufactured Home (On In	\$161,113	864	1986	\$2,685
276 PELICAN DR N	Oldsmar	Manufactured Home (On In	\$160,813	984	1994	\$2,682
251 PELICAN DR N	Oldsmar	Manufactured Home (On In	\$159,649	1,107	1980	\$2,673
72 PELICAN DR E	Oldsmar	Manufactured Home (On In	\$159,514	1,402	1987	\$3,452
353 CANAL WAY	Oldsmar	Manufactured Home (On In	\$159,361	1,104	1982	\$2,535
247 PELICAN DR N	Oldsmar	Manufactured Home (On In	\$159,152	1,056	1983	\$2,646
431 SAILFISH BLVD	Oldsmar	Manufactured Home (On In	\$159,072	1,161	1995	\$2,661

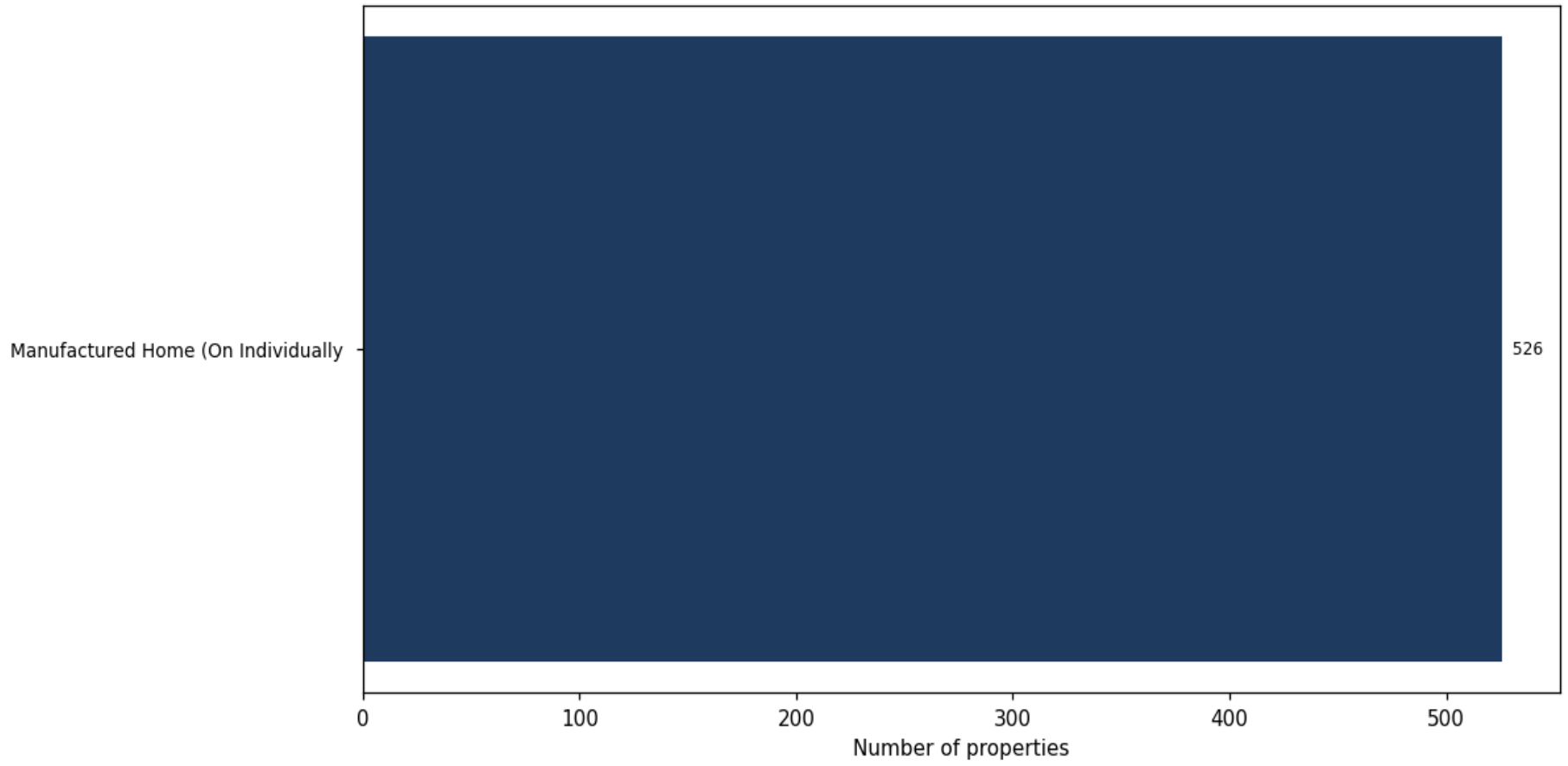
Market value distribution (n=526, top 1% trimmed for readability)



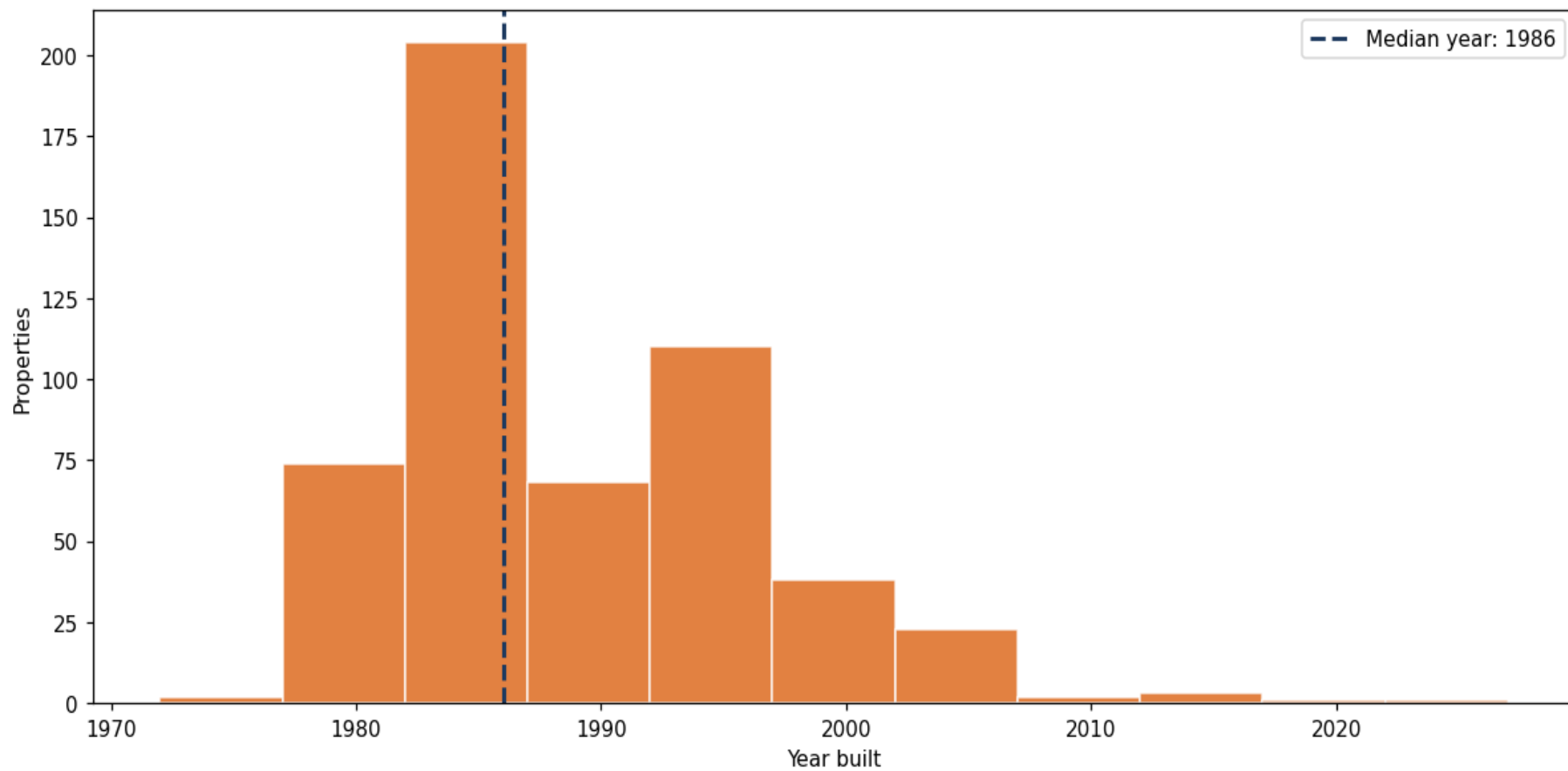
Building size vs. market value (n=515, outliers trimmed)



Top property types by count



Year built distribution (5-year buckets)



Market value vs. assessed value (gap = untaxed appreciation)

