

# Pinellas Property Market Report

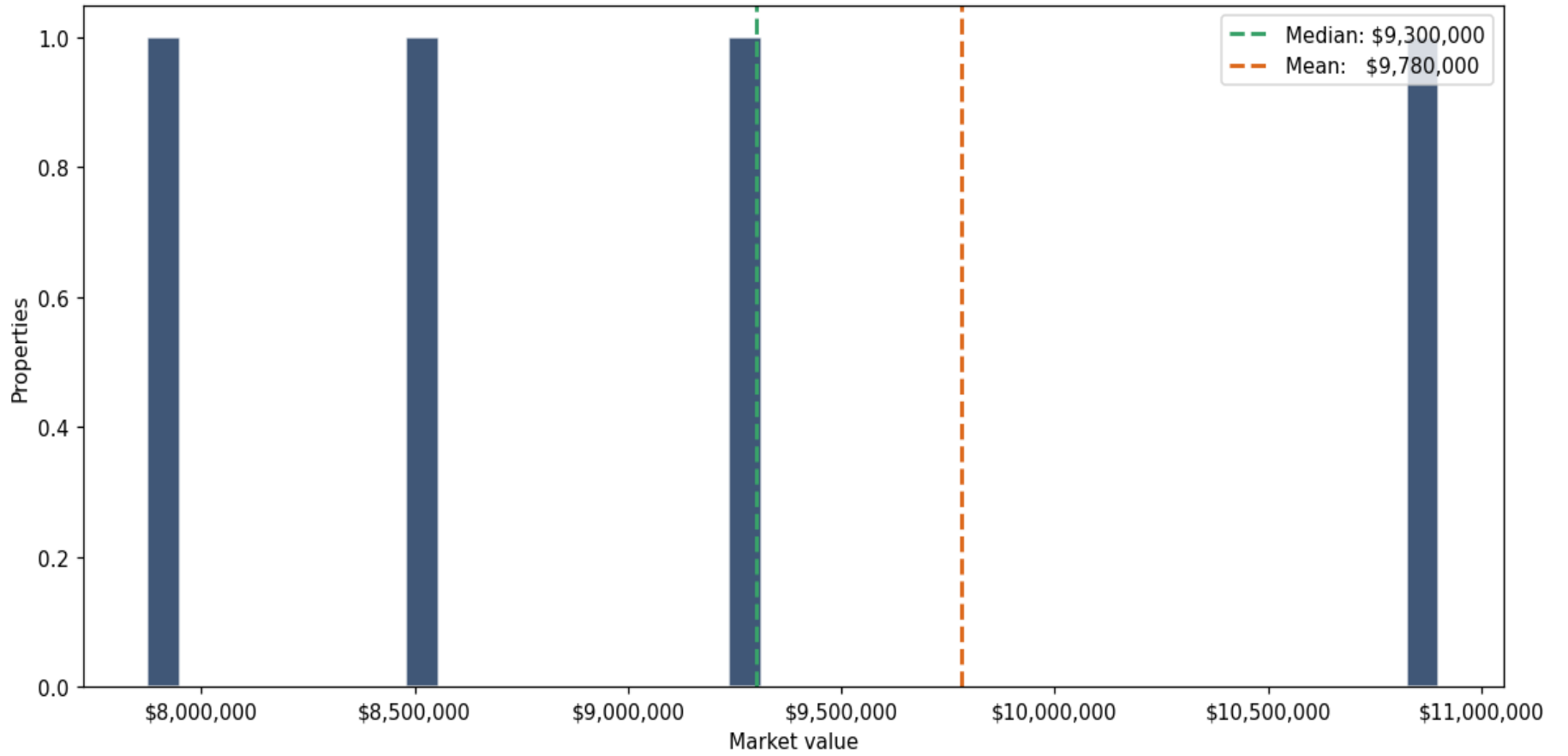
5 matching properties • May 30, 2026

| Filters applied  | Headline numbers                             |
|--|--|
| <b>City:</b> Oldsmar                                       | <b>Properties matched:</b> 5                 |
| <b>Property type:</b> Hotels and Motels (50 units or more) | <b>Median market value:</b> \$9,300,000      |
|  | <b>Mean market value:</b> \$9,780,000        |
|  | <b>Min / Max:</b> \$7,875,000 / \$12,300,000 |
|  | <b>Mean square footage:</b> 62,763           |

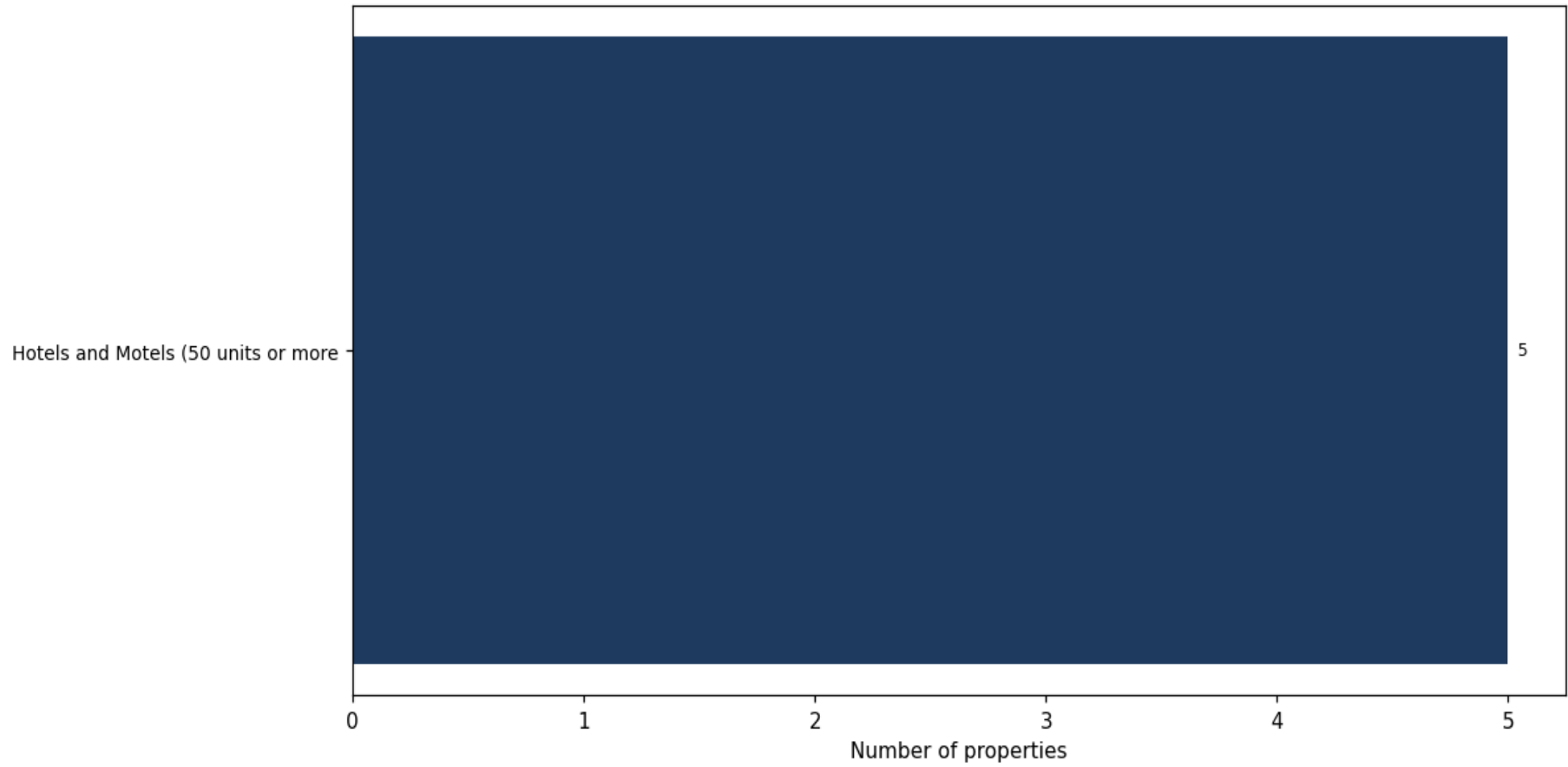
## Top 5 properties by market value

| Address       | City    | Type                     | Market Value | Sq Ft  | Year | Annual Tax |
|---------------|---------|--------------------------|--------------|--------|------|------------|
| 4017 TAMPA RD | Oldsmar | Hotels and Motels (50 un | \$12,300,000 | 89,832 | 2013 | \$215,462  |
| 4014 TAMPA RD | Oldsmar | Hotels and Motels (50 un | \$10,900,000 | 56,369 | 2003 | \$190,937  |
| 4012 TAMPA RD | Oldsmar | Hotels and Motels (50 un | \$9,300,000  | 59,596 | 2005 | \$162,910  |
| 4052 TAMPA RD | Oldsmar | Hotels and Motels (50 un | \$8,525,000  | 58,689 | 2006 | \$149,334  |
| 3990 TAMPA RD | Oldsmar | Hotels and Motels (50 un | \$7,875,000  | 49,331 | 2001 | \$137,948  |

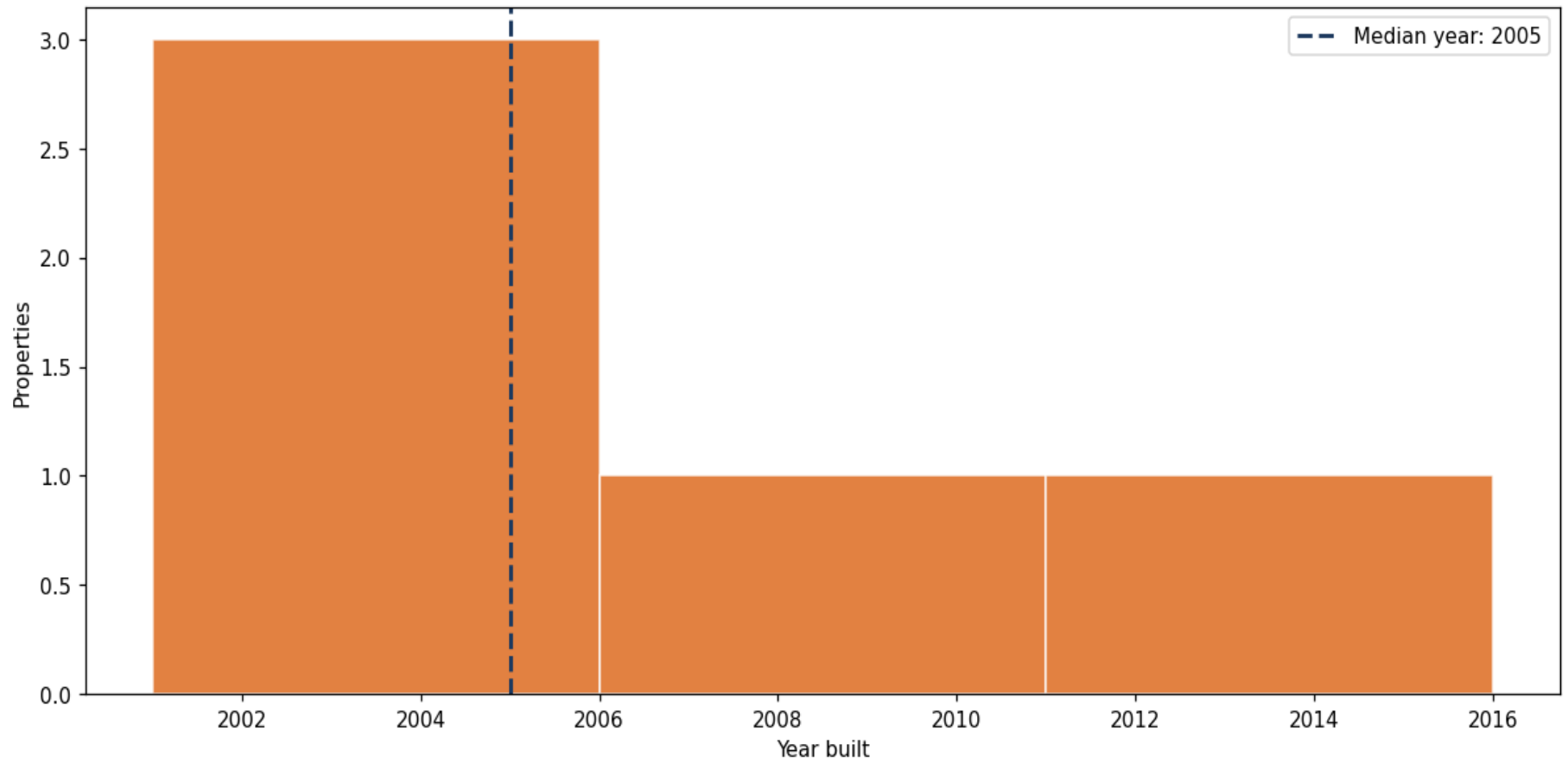
**Market value distribution (n=5, top 1% trimmed for readability)**



### Top property types by count



**Year built distribution (5-year buckets)**



### Market value vs. assessed value (gap = untaxed appreciation)

