

Pinellas Property Market Report

39 matching properties • May 30, 2026

Filters applied	Headline numbers
City: Oldsmar	Properties matched: 39
Property type: General Office	Median market value: \$950,000
	Mean market value: \$3,459,295
	Min / Max: \$195,500 / \$50,850,000
	Mean square footage: 27,895

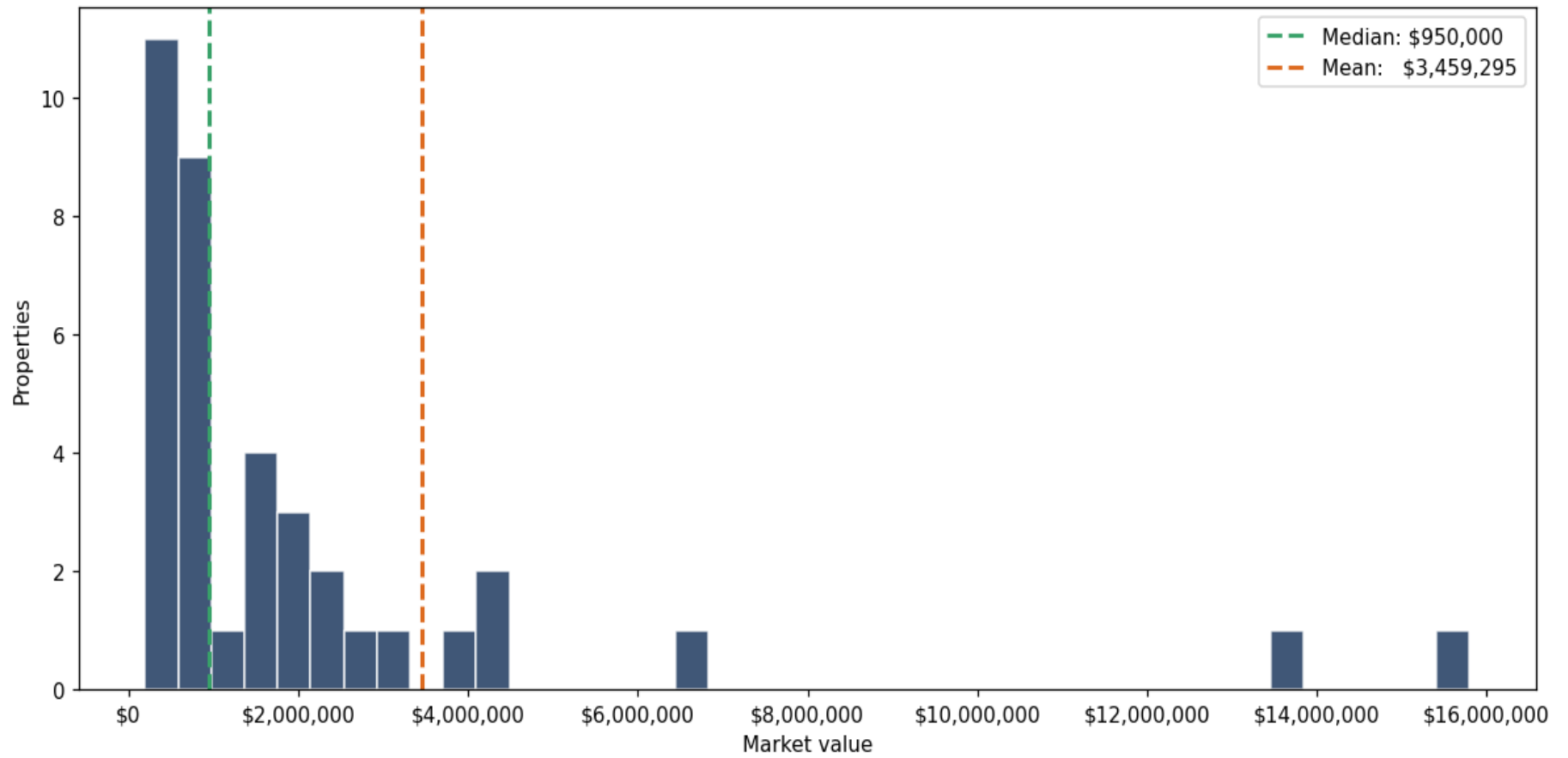
Top 39 properties by market value

Address	City	Type	Market Value	Sq Ft	Year	Annual Tax
501 BROOKER CREEK BLVD	Oldsmar	General Office Bldg - mu	\$50,850,000	442,742	2003	\$810,959
501 BROOKER CREEK BLVD	Oldsmar	General Office Bldg - mu	\$15,800,000	137,424	2005	\$275,020
601 BROOKER CREEK BLVD	Oldsmar	General Office Bldg - mu	\$13,500,000	101,520	2000	\$237,358
4025 TAMPA RD	Oldsmar	General Office Bldg - mu	\$6,800,000	59,237	1985	\$110,271
4023 TAMPA RD	Oldsmar	General Office Bldg - mu	\$4,465,000	41,372	1999	\$78,258
4033 TAMPA RD	Oldsmar	General Office Bldg - mu	\$4,370,000	40,469	2002	\$76,594
3180 CURLEW RD	Oldsmar	General Office Bldg - mu	\$3,800,000	33,919	2011	\$66,653
3980 TAMPA RD # 205	Oldsmar	General Office Bldg - mu	\$3,275,000	23,008	2001	\$57,456
3711 TAMPA RD	Oldsmar	General Office	\$2,850,000	9,897	1986	\$49,924
4035 TAMPA RD	Oldsmar	General Office Bldg - mu	\$2,290,000	21,205	2002	\$36,786
477 COMMERCE BLVD	Oldsmar	General Office	\$2,180,000	20,000	1992	\$38,538
3917 TAMPA RD	Oldsmar	General Office	\$2,070,000	11,250	1987	\$36,261
309 STATE ST E	Oldsmar	General Office	\$2,070,000	10,464	2020	\$36,261

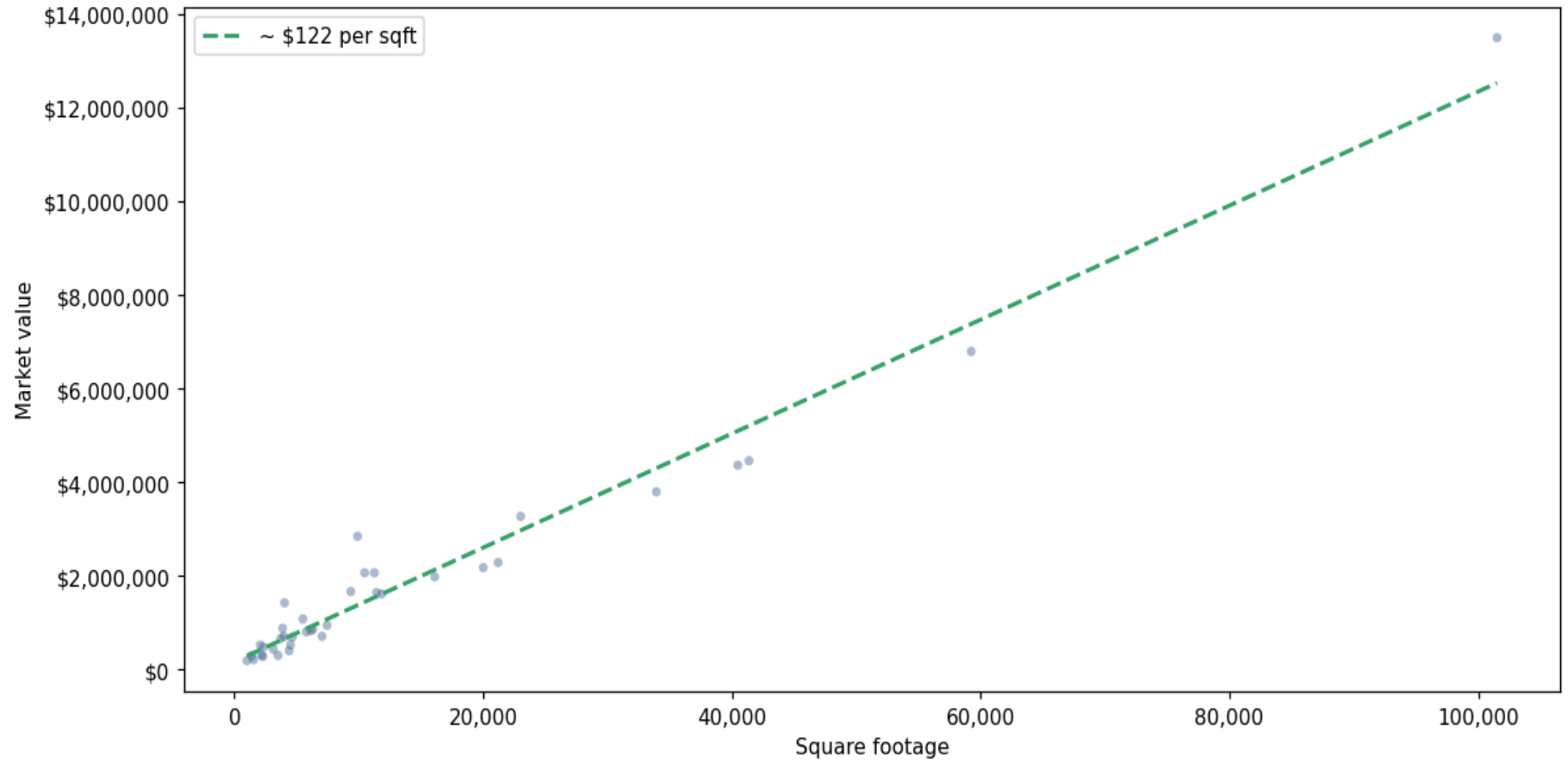
Address	City	Type	Market Value	Sq Ft	Year	Annual Tax
3874 TAMPA RD	Oldsmar	General Office	\$1,985,000	16,097	1987	\$35,297
3982 TAMPA RD	Oldsmar	General Office	\$1,670,000	9,350	2006	\$29,254
170 STATE ST E	Oldsmar	General Office	\$1,650,000	11,422	2003	\$29,341
333 DOUGLAS RD E	Oldsmar	General Office	\$1,620,000	11,830	1985	\$28,728
3902 TAMPA RD	Oldsmar	General Office	\$1,430,000	4,021	2006	\$25,050
3895 TAMPA RD	Oldsmar	General Office	\$1,085,000	5,496	2003	\$21,021
200 EMERALD BAY DR # 100	Oldsmar	General Office	\$950,000	7,444	1998	\$19,269
201 S BAYVIEW BLVD	Oldsmar	General Office	\$885,000	3,864	2023	\$15,765
1001 ST PETERSBURG DR W	Oldsmar	General Office	\$870,000	6,298	1997	\$15,415
3898 TAMPA RD	Oldsmar	General Office	\$835,000	6,150	1984	\$15,415
411 ST PETERSBURG DR E	Oldsmar	General Office	\$810,000	5,778	2022	\$14,189
120 STATE ST E	Oldsmar	General Office	\$715,000	7,037	1983	\$12,875
3885 TAMPA RD	Oldsmar	General Office	\$710,000	3,971	2007	\$12,437
3974 TAMPA RD	Oldsmar	General Office	\$700,000	4,660	1984	\$12,262
107 PINCKNEY ST	Oldsmar	General Office	\$670,000	3,720	2014	\$11,912
405 ST PETERSBURG DR E	Oldsmar	General Office	\$535,000	4,500	1980	\$9,503
3894 TAMPA RD # B	Oldsmar	General Office	\$526,500	2,067	1982	\$9,897
4056 TAMPA RD	Oldsmar	General Office	\$485,000	2,330	2005	\$8,759
169 STATE ROAD 580 W	Oldsmar	General Office	\$440,000	3,118	1981	\$7,708
209 STATE ST E	Oldsmar	General Office	\$405,000	4,388	1984	\$7,357
501 ST PETERSBURG DR E	Oldsmar	General Office	\$315,000	2,173	1989	\$5,693
140 PINE AVE	Oldsmar	General Office	\$305,000	3,500	1985	\$5,553
200 CONGRESS ST	Oldsmar	General Office	\$300,000	1,368	1964	\$5,255
911 ST PETERSBURG DR W	Oldsmar	General Office	\$283,000	2,276	1971	\$5,606
200 STATE ST E	Oldsmar	General Office	\$217,500	1,536	1958	\$3,889

Address	City	Type	Market Value	Sq Ft	Year	Annual Tax
111 FOREST LAKES BLVD S	Oldsmar	General Office	\$195,500	1,000	1958	\$3,425

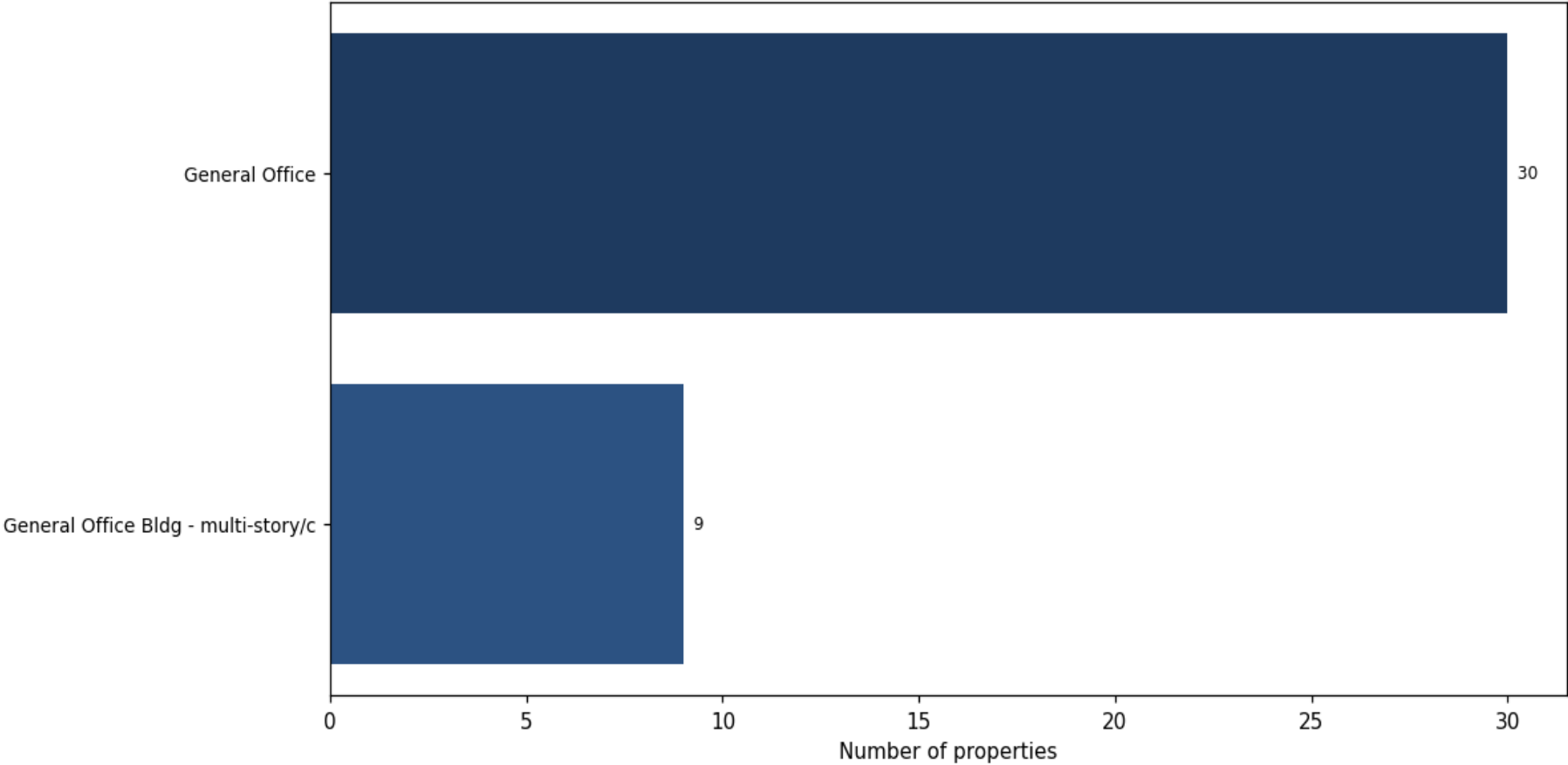
Market value distribution (n=39, top 1% trimmed for readability)



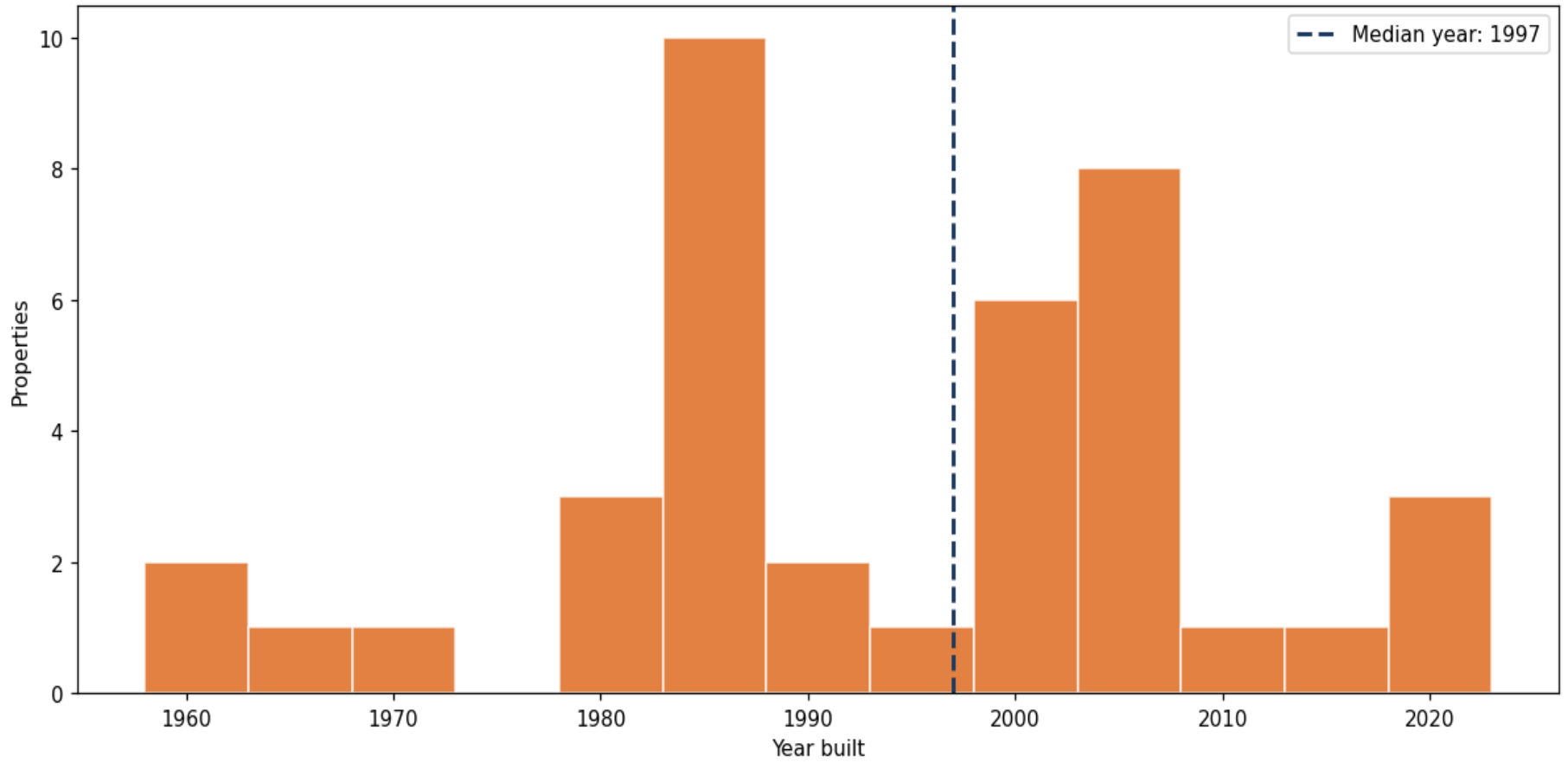
Building size vs. market value (n=37, outliers trimmed)



Top property types by count



Year built distribution (5-year buckets)



Market value vs. assessed value (gap = untaxed appreciation)

