

Pinellas Property Market Report

71 matching properties • May 31, 2026

Filters applied	Headline numbers
City: North Redington Beach	Properties matched: 71
Property type: Planned Unit Development	Median market value: \$667,845
	Mean market value: \$662,196
	Min / Max: \$461,198 / \$873,834
	Mean square footage: 2,315

Top 71 properties by market value

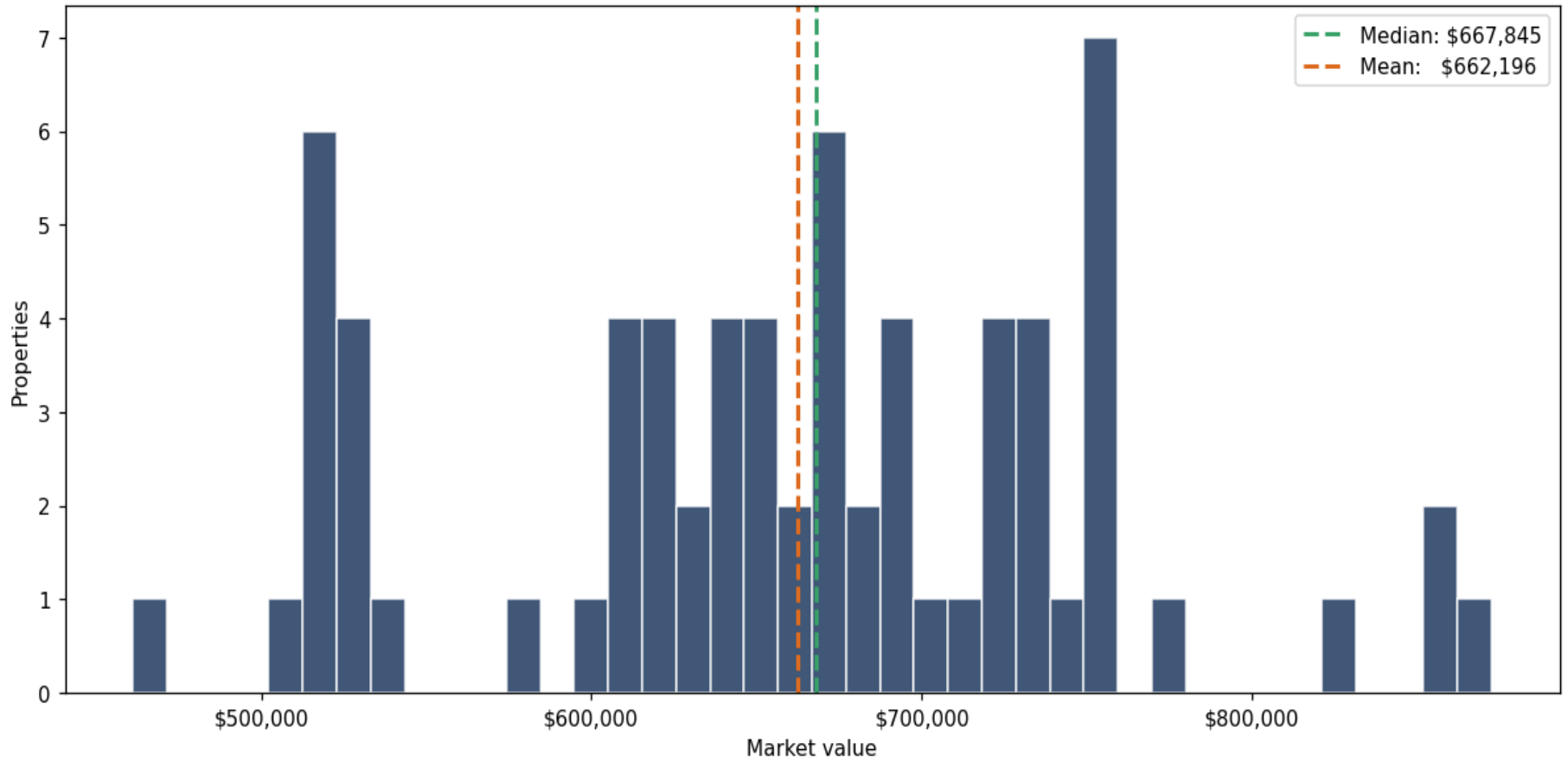
Address	City	Type	Market Value	Sq Ft	Year	Annual Tax
121 YACHT CLUB CIR	North Redington Beach	Planned Unit Development	\$873,834	2,583	2000	\$11,884
119 YACHT CLUB CIR	North Redington Beach	Planned Unit Development	\$872,361	2,583	1999	\$11,905
131 YACHT CLUB CIR	North Redington Beach	Planned Unit Development	\$858,092	2,583	2000	\$11,644
109 YACHT CLUB CIR	North Redington Beach	Planned Unit Development	\$856,619	2,583	1999	\$11,610
117 YACHT CLUB CIR	North Redington Beach	Planned Unit Development	\$830,796	2,274	1999	\$11,356
125 YACHT CLUB CIR	North Redington Beach	Planned Unit Development	\$778,418	2,274	2000	\$10,724
100 YACHT CLUB CIR	North Redington Beach	Planned Unit Development	\$756,096	2,583	2001	\$10,277
129 YACHT CLUB CIR	North Redington Beach	Planned Unit Development	\$752,978	2,274	2000	\$10,336
127 YACHT CLUB CIR	North Redington Beach	Planned Unit Development	\$752,978	2,274	2000	\$10,336
123 YACHT CLUB CIR	North Redington Beach	Planned Unit Development	\$752,978	2,274	2000	\$11,466
113 YACHT CLUB CIR	North Redington Beach	Planned Unit Development	\$751,032	2,274	1999	\$10,296
115 YACHT CLUB CIR	North Redington Beach	Planned Unit Development	\$751,032	2,274	1999	\$10,296
111 YACHT CLUB CIR	North Redington Beach	Planned Unit Development	\$751,032	2,274	1999	\$10,296

Address	City	Type	Market Value	Sq Ft	Year	Annual Tax
106 YACHT CLUB CIR	North Redington Beach	Planned Unit Development	\$739,164	2,583	2001	\$10,020
134 YACHT CLUB CIR	North Redington Beach	Planned Unit Development	\$733,606	2,583	2000	\$9,963
140 YACHT CLUB CIR	North Redington Beach	Planned Unit Development	\$733,606	2,583	2000	\$9,963
119 SHOALS CIR	North Redington Beach	Planned Unit Development	\$730,599	2,636	2002	\$9,827
117 SHOALS CIR	North Redington Beach	Planned Unit Development	\$730,599	2,636	2002	\$9,827
133 YACHT CLUB CIR	North Redington Beach	Planned Unit Development	\$725,169	2,583	2001	\$10,070
139 YACHT CLUB CIR	North Redington Beach	Planned Unit Development	\$725,169	2,583	2001	\$9,954
101 YACHT CLUB CIR	North Redington Beach	Planned Unit Development	\$725,169	2,583	2001	\$9,827
107 YACHT CLUB CIR	North Redington Beach	Planned Unit Development	\$725,169	2,583	2001	\$9,827
137 YACHT CLUB CIR	North Redington Beach	Planned Unit Development	\$709,371	2,274	2001	\$9,849
131 SHOALS CIR	North Redington Beach	Planned Unit Development	\$707,894	2,288	2002	\$9,637
135 SHOALS CIR	North Redington Beach	Planned Unit Development	\$694,016	2,415	2002	\$9,479
111 SHOALS CIR	North Redington Beach	Planned Unit Development	\$694,016	2,415	2002	\$9,479
109 SHOALS CIR	North Redington Beach	Planned Unit Development	\$694,016	2,415	2002	\$9,479
133 SHOALS CIR	North Redington Beach	Planned Unit Development	\$694,016	2,415	2002	\$9,479
137 SHOALS CIR	North Redington Beach	Planned Unit Development	\$680,931	2,415	2002	\$9,299
101 SHOALS CIR	North Redington Beach	Planned Unit Development	\$680,931	2,415	2002	\$9,299
151 BATH CLUB CIR	North Redington Beach	Planned Unit Development	\$668,970	2,323	2002	\$9,017
103 SHOALS CIR	North Redington Beach	Planned Unit Development	\$667,845	2,415	2002	\$9,118
107 SHOALS CIR	North Redington Beach	Planned Unit Development	\$667,845	2,415	2002	\$9,118
105 SHOALS CIR	North Redington Beach	Planned Unit Development	\$667,845	2,415	2002	\$9,118
115 SHOALS CIR	North Redington Beach	Planned Unit Development	\$667,845	2,415	2002	\$9,118
113 SHOALS CIR	North Redington Beach	Planned Unit Development	\$667,845	2,415	2002	\$9,118
138 YACHT CLUB CIR	North Redington Beach	Planned Unit Development	\$661,131	2,274	2000	\$9,114
125 SHOALS CIR	North Redington Beach	Planned Unit Development	\$659,611	2,288	2002	\$9,003

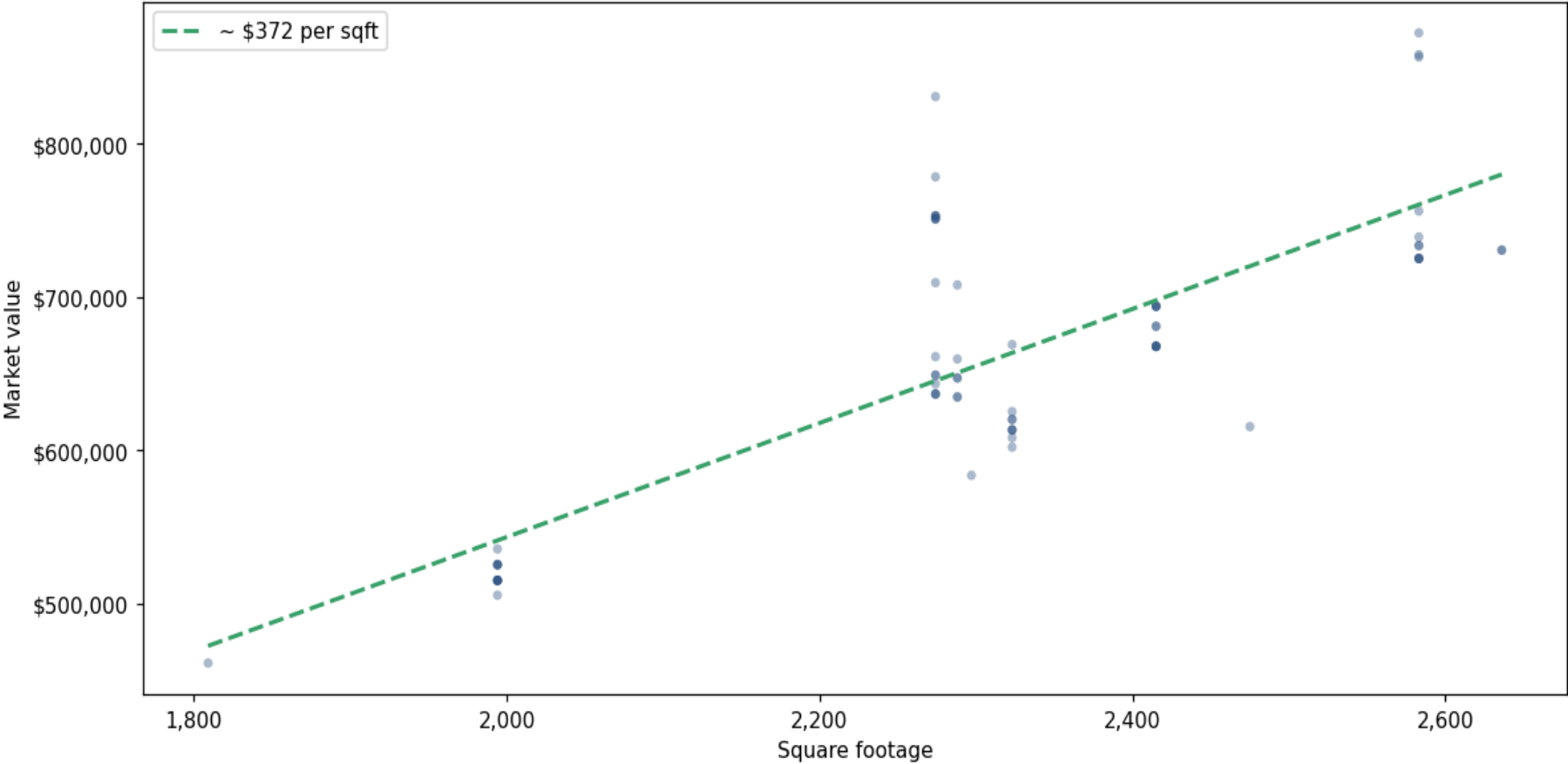
Address	City	Type	Market Value	Sq Ft	Year	Annual Tax
104 YACHT CLUB CIR	North Redington Beach	Planned Unit Development	\$649,062	2,274	2001	\$8,896
102 YACHT CLUB CIR	North Redington Beach	Planned Unit Development	\$649,062	2,274	2001	\$8,896
127 SHOALS CIR	North Redington Beach	Planned Unit Development	\$647,214	2,288	2002	\$8,832
123 SHOALS CIR	North Redington Beach	Planned Unit Development	\$647,214	2,288	2002	\$8,832
136 YACHT CLUB CIR	North Redington Beach	Planned Unit Development	\$643,383	2,274	2000	\$8,846
103 YACHT CLUB CIR	North Redington Beach	Planned Unit Development	\$636,740	2,274	2001	\$8,726
105 YACHT CLUB CIR	North Redington Beach	Planned Unit Development	\$636,740	2,274	2001	\$8,726
135 YACHT CLUB CIR	North Redington Beach	Planned Unit Development	\$636,740	2,274	2001	\$8,726
129 SHOALS CIR	North Redington Beach	Planned Unit Development	\$634,817	2,288	2002	\$8,661
121 SHOALS CIR	North Redington Beach	Planned Unit Development	\$634,817	2,288	2002	\$8,661
157 BATH CLUB CIR	North Redington Beach	Planned Unit Development	\$625,248	2,323	2002	\$8,404
104 BATH CLUB CONCOURSE	North Redington Beach	Planned Unit Development	\$620,134	2,323	2001	\$8,334
100 BATH CLUB CONCOURSE	North Redington Beach	Planned Unit Development	\$620,134	2,323	2001	\$8,334
161 BATH CLUB CIR	North Redington Beach	Planned Unit Development	\$615,465	2,475	1998	\$8,489
153 BATH CLUB CIR	North Redington Beach	Planned Unit Development	\$613,323	2,323	2002	\$8,251
155 BATH CLUB CIR	North Redington Beach	Planned Unit Development	\$613,323	2,323	2002	\$8,251
147 BATH CLUB CIR	North Redington Beach	Planned Unit Development	\$613,323	2,323	2002	\$8,251
102 BATH CLUB CONCOURSE	North Redington Beach	Planned Unit Development	\$608,210	2,323	2001	\$8,181
149 BATH CLUB CIR	North Redington Beach	Planned Unit Development	\$602,062	2,323	2002	\$8,097
165 BATH CLUB CIR	North Redington Beach	Planned Unit Development	\$583,647	2,297	1998	\$7,757
21 BATH CLUB CIR	North Redington Beach	Planned Unit Development	\$535,610	1,994	2000	\$10,188
131 BATH CLUB CIR	North Redington Beach	Planned Unit Development	\$525,375	1,994	2000	\$9,995
105 BATH CLUB CONCOURSE	North Redington Beach	Planned Unit Development	\$525,375	1,994	2000	\$9,995
101 BATH CLUB CONCOURSE	North Redington Beach	Planned Unit Development	\$525,375	1,994	2000	\$10,022
19 BATH CLUB CIR	North Redington Beach	Planned Unit Development	\$525,375	1,994	2000	\$9,995

Address	City	Type	Market Value	Sq Ft	Year	Annual Tax
137 BATH CLUB CIR	North Redington Beach	Planned Unit Development	\$515,140	1,994	2000	\$9,873
135 BATH CLUB CIR	North Redington Beach	Planned Unit Development	\$515,140	1,994	2000	\$9,884
133 BATH CLUB CIR	North Redington Beach	Planned Unit Development	\$515,140	1,994	2000	\$9,860
141 BATH CLUB CIR	North Redington Beach	Planned Unit Development	\$515,140	1,994	2000	\$9,905
103 BATH CLUB CONCOURSE	North Redington Beach	Planned Unit Development	\$515,140	1,994	2000	\$9,802
23 BATH CLUB CIR	North Redington Beach	Planned Unit Development	\$515,140	1,994	2000	\$9,802
139 BATH CLUB CIR	North Redington Beach	Planned Unit Development	\$505,473	1,994	2000	\$9,618
163 BATH CLUB CIR	North Redington Beach	Planned Unit Development	\$461,198	1,809	1998	\$6,109

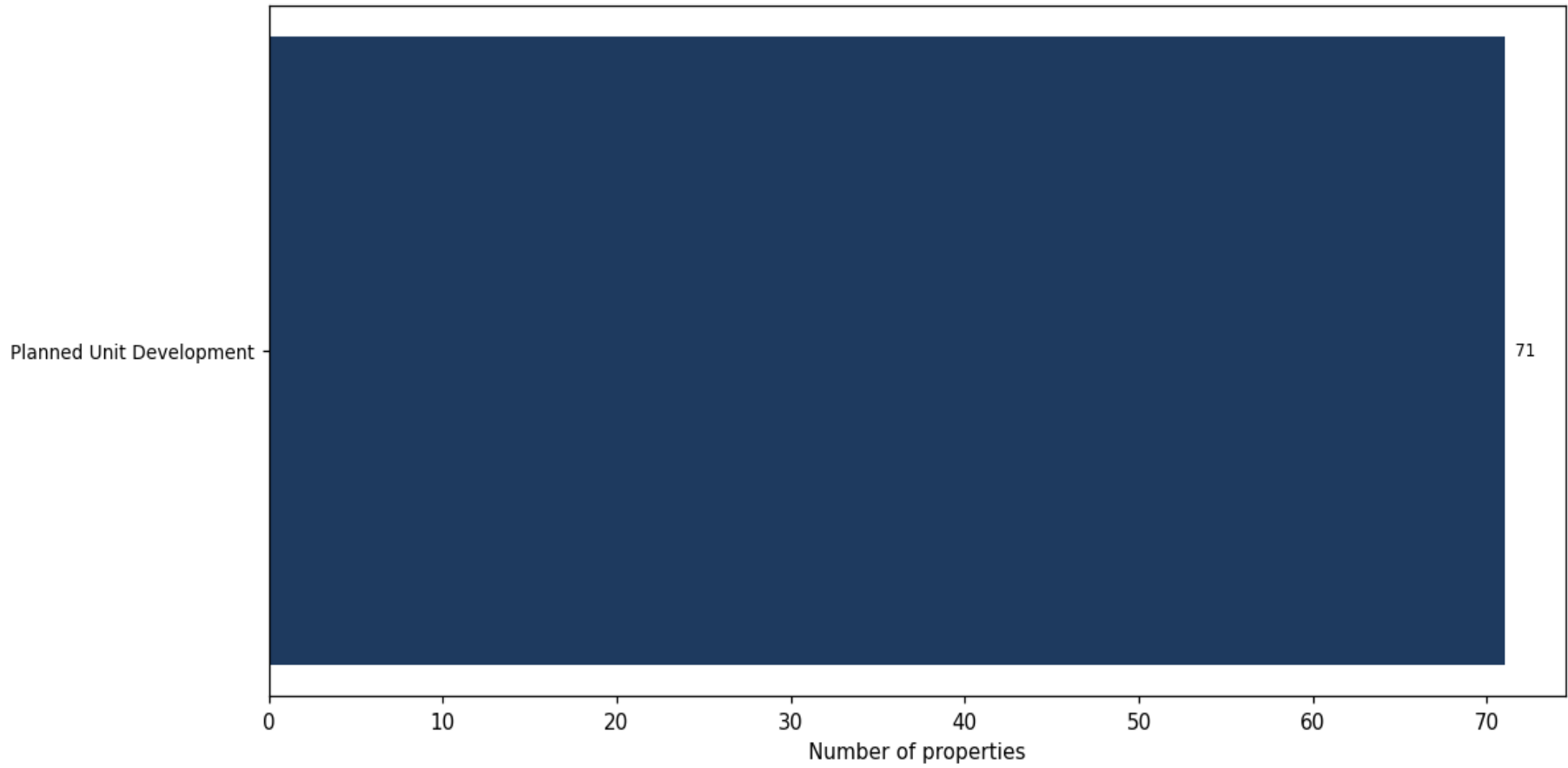
Market value distribution (n=71, top 1% trimmed for readability)



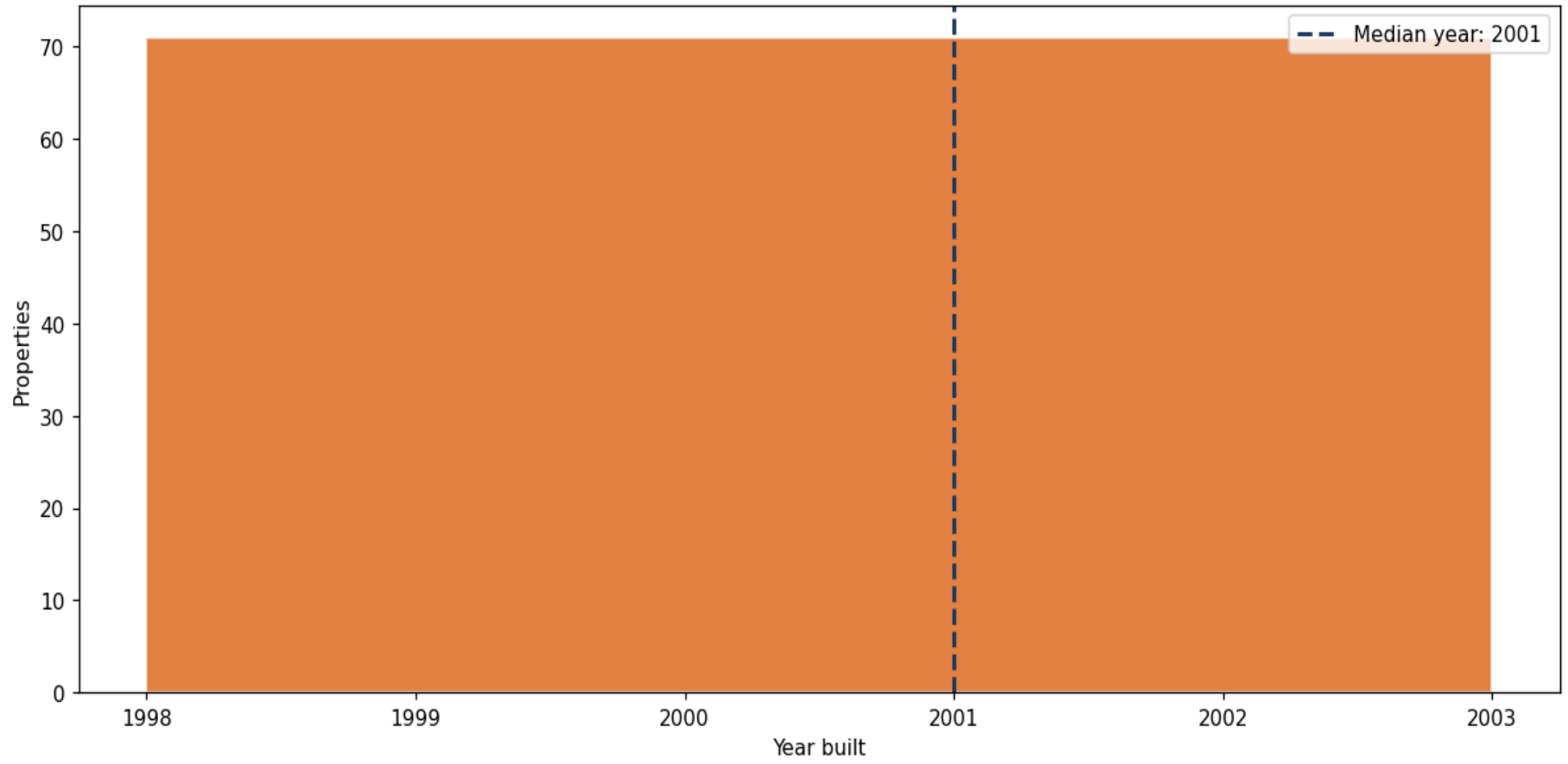
Building size vs. market value (n=70, outliers trimmed)



Top property types by count



Year built distribution (5-year buckets)



Market value vs. assessed value (gap = untaxed appreciation)

