

# Pinellas Property Market Report

1,337 matching properties • May 30, 2026

Filters applied	Headline numbers
<b>City:</b> North Redington Beach	<b>Properties matched:</b> 1,337
	<b>Median market value:</b> \$604,571
	<b>Mean market value:</b> \$742,956
	<b>Min / Max:</b> \$0 / \$45,000,000
	<b>Mean square footage:</b> 1,799

## Top 200 properties by market value

Address	City	Type	Market Value	Sq Ft	Year	Annual Tax
GULF BLVD	North Redington Beach	Condo Common Area Assn O	—	3,276	1998	—
17120 GULF BLVD	North Redington Beach	Hotels and Motels (50 un	\$45,000,000	75,144	1987	\$673,524
17350 GULF BLVD	North Redington Beach	Timeshare	\$9,692,500	46,388	1984	\$145,070
433 BATH CLUB BLVD S	North Redington Beach	Single Family Home	\$4,840,071	5,088	2007	\$69,291
17307 GULF BLVD	North Redington Beach	Strip Store - (2 or more	\$4,425,000	13,083	2020	\$68,250
16900 GULF BLVD	North Redington Beach	Timeshare	\$4,412,000	27,827	1985	\$66,035
16900 GULF BLVD	North Redington Beach	Timeshare	\$4,330,000	19,100	1985	\$64,808
402 BATH CLUB BLVD S	North Redington Beach	Single Family Home	\$4,108,833	5,070	2003	\$59,963
247 BATH CLUB BLVD N	North Redington Beach	Single Family Home	\$4,031,925	4,078	2009	\$57,677
290 BATH CLUB BLVD S	North Redington Beach	Single Family Home	\$3,945,465	4,312	2018	\$56,368
17002 GULF BLVD	North Redington Beach	Hotels and Motels (49 un	\$3,900,000	6,764	1948	\$61,964
17004 GULF BLVD	North Redington Beach	Hotels and Motels (49 un	\$3,900,000	10,857	1949	\$61,216
400 BATH CLUB BLVD S	North Redington Beach	Single Family Home	\$3,896,910	5,619	2018	\$57,263

Address	City	Type	Market Value	Sq Ft	Year	Annual Tax
335 BATH CLUB BLVD S	North Redington Beach	Single Family Home	\$3,534,213	4,445	2018	\$51,291
417 173RD AVE E	North Redington Beach	Single Family Home	\$3,273,996	5,454	2023	\$46,475
16999 DOLPHIN DR	North Redington Beach	Single Family Home	\$3,181,172	5,152	1998	\$45,431
415 BATH CLUB BLVD N	North Redington Beach	Single Family Home	\$3,150,446	4,789	2006	\$45,457
393 173RD AVE E	North Redington Beach	Single Family Home	\$3,148,518	4,487	2018	\$45,146
17071 DOLPHIN DR	North Redington Beach	Single Family Home	\$3,098,719	5,248	2022	\$44,631
450 BATH CLUB BLVD S	North Redington Beach	Single Family Home	\$3,038,915	4,158	2007	\$44,127
250 BATH CLUB BLVD N	North Redington Beach	Single Family Home	\$3,018,163	3,858	2022	\$42,913
473 BATH CLUB BLVD N	North Redington Beach	Single Family Home	\$2,973,708	3,620	2023	\$42,694
303 173RD AVE E	North Redington Beach	Single Family Home	\$2,972,215	3,884	2016	\$41,930
17059 DOLPHIN DR	North Redington Beach	Single Family Home	\$2,942,340	3,565	2024	\$42,660
17009 DOLPHIN DR	North Redington Beach	Single Family Home	\$2,939,534	4,116	2009	\$42,051
437 BATH CLUB BLVD S	North Redington Beach	Single Family Home	\$2,771,308	3,671	2016	\$40,045
17371 KENNEDY DR	North Redington Beach	Single Family Home	\$2,744,819	4,142	2004	\$39,777
17017 DOLPHIN DR	North Redington Beach	Single Family Home	\$2,713,973	3,901	2003	\$39,593
330 BATH CLUB BLVD N	North Redington Beach	Single Family Home	\$2,647,097	4,182	2008	\$38,504
420 BATH CLUB BLVD S	North Redington Beach	Single Family Home	\$2,644,056	3,367	2006	\$38,489
17103 GULF BLVD	North Redington Beach	Hotels and Motels (49 un	\$2,635,000	17,364	1970	\$40,711
542 173RD AVE E	North Redington Beach	Single Family Home	\$2,633,865	5,141	2016	\$37,828
196 BATH CLUB BLVD N	North Redington Beach	Single Family Home	\$2,594,626	3,801	2021	\$37,307
200 BATH CLUB BLVD S	North Redington Beach	Single Family Home	\$2,557,284	5,899	1999	\$37,497
17021 DOLPHIN DR	North Redington Beach	Single Family Home	\$2,520,507	3,228	2002	\$36,361
310 BATH CLUB BLVD N	North Redington Beach	Single Family Home	\$2,493,050	3,456	2014	\$37,655
17075 DOLPHIN DR	North Redington Beach	Single Family Home	\$2,489,049	4,577	2005	\$36,326
337 BATH CLUB BLVD S	North Redington Beach	Single Family Home	\$2,488,872	2,705	2020	\$35,370

Address	City	Type	Market Value	Sq Ft	Year	Annual Tax
16913 GULF BLVD	North Redington Beach	Strip Store - (2 or more)	\$2,465,000	15,280	1950	\$38,840
17063 DOLPHIN DR	North Redington Beach	Single Family Home	\$2,436,800	4,089	2021	\$35,213
260 BATH CLUB BLVD S	North Redington Beach	Single Family Home	\$2,414,424	4,032	1991	\$34,635
320 BATH CLUB BLVD S	North Redington Beach	Single Family Home	\$2,407,809	4,683	1992	\$35,311
17031 DOLPHIN DR	North Redington Beach	Single Family Home	\$2,363,394	3,600	2024	\$42,749
350 173RD AVE E	North Redington Beach	Single Family Home	\$2,332,400	4,460	2008	\$33,589
16897 1ST ST E	North Redington Beach	Single Family Home	\$2,294,676	3,830	2003	\$33,223
17015 DOLPHIN DR	North Redington Beach	Single Family Home	\$2,260,110	3,193	2015	\$33,004
209 BATH CLUB BLVD N	North Redington Beach	Single Family Home	\$2,236,575	3,294	2023	\$31,738
395 BATH CLUB BLVD N	North Redington Beach	Single Family Home	\$2,207,131	2,969	2016	\$31,988
17348 KENNEDY DR	North Redington Beach	Single Family Home	\$2,163,871	4,743	2008	\$31,446
16899 1ST ST E	North Redington Beach	Single Family Home	\$2,112,078	3,774	2001	\$30,827
17028 DOLPHIN DR	North Redington Beach	Single Family Home	\$2,110,757	3,301	2022	\$30,221
545 173RD AVE E	North Redington Beach	Single Family Home	\$2,097,056	3,835	1997	\$31,954
17000 GULF BLVD # 7A	North Redington Beach	Condominium	\$2,047,974	4,910	2008	\$28,345
17000 GULF BLVD # 7B	North Redington Beach	Condominium	\$2,047,974	4,910	2008	\$28,345
350 BATH CLUB BLVD S	North Redington Beach	Single Family Home	\$2,047,434	3,526	1989	\$29,502
17000 GULF BLVD # 6A	North Redington Beach	Condominium	\$2,045,420	4,910	2008	\$29,067
17000 GULF BLVD # 5B	North Redington Beach	Condominium	\$2,040,062	4,910	2008	\$28,918
17000 GULF BLVD # 5A	North Redington Beach	Condominium	\$2,040,062	4,910	2008	\$29,233
17000 GULF BLVD # 6B	North Redington Beach	Condominium	\$2,039,810	4,910	2008	\$29,343
17000 GULF BLVD # 4A	North Redington Beach	Condominium	\$2,026,373	4,910	2008	\$28,543
17000 GULF BLVD # 4B	North Redington Beach	Condominium	\$2,026,373	4,910	2008	\$28,543
17000 GULF BLVD # 3A	North Redington Beach	Condominium	\$2,012,599	4,910	2008	\$28,819
17000 GULF BLVD # 3B	North Redington Beach	Condominium	\$2,012,599	4,910	2008	\$28,345

Address	City	Type	Market Value	Sq Ft	Year	Annual Tax
17000 GULF BLVD # 2B	North Redington Beach	Condominium	\$2,004,603	4,910	2008	\$28,229
16699 GULF BLVD	North Redington Beach	Restaurant, Cafeteria	\$2,000,000	6,165	1953	\$30,832
17000 GULF BLVD # 2A	North Redington Beach	Condominium	\$1,998,993	4,874	2008	\$27,969
437 BATH CLUB BLVD	North Redington Beach	Single Family Home	\$1,986,464	3,436	2003	\$28,879
257 BATH CLUB BLVD N	North Redington Beach	Single Family Home	\$1,963,268	3,608	1978	\$28,337
16750 GULF BLVD # 716	North Redington Beach	Condominium	\$1,891,172	2,360	2000	\$25,245
190 173RD AVE E	North Redington Beach	City Gov't - Non-residen	\$1,865,911	5,330	1986	\$28,951
17318 KENNEDY DR	North Redington Beach	Single Family Home	\$1,863,321	3,354	2017	\$27,281
16750 GULF BLVD # 411	North Redington Beach	Condominium	\$1,851,935	2,360	2000	\$24,188
17340 ROSA LEE WAY	North Redington Beach	Single Family Home	\$1,832,458	3,052	2016	\$26,764
476 BATH CLUB BLVD N	North Redington Beach	Single Family Home	\$1,774,730	2,800	2003	\$25,653
16800 GULF BLVD # 8	North Redington Beach	Condominium	\$1,753,725	2,190	1980	\$21,470
16800 GULF BLVD # 6	North Redington Beach	Condominium	\$1,742,249	2,190	1980	\$21,246
16750 GULF BLVD # 616	North Redington Beach	Condominium	\$1,717,154	2,360	2000	\$22,262
16750 GULF BLVD # 711	North Redington Beach	Condominium	\$1,715,259	2,360	2000	\$22,173
16750 GULF BLVD # 611	North Redington Beach	Condominium	\$1,714,604	2,360	2000	\$22,201
16750 GULF BLVD # 416	North Redington Beach	Condominium	\$1,708,651	2,360	2000	\$22,104
16750 GULF BLVD # 516	North Redington Beach	Condominium	\$1,706,757	2,360	2000	\$22,078
16750 GULF BLVD # 511	North Redington Beach	Condominium	\$1,698,257	2,360	2000	\$21,944
16750 GULF BLVD # 316	North Redington Beach	Condominium	\$1,689,753	2,360	2000	\$21,857
16750 GULF BLVD # 311	North Redington Beach	Condominium	\$1,681,253	2,360	2000	\$21,704
16750 GULF BLVD # 211	North Redington Beach	Condominium	\$1,678,012	2,360	2000	\$21,569
16750 GULF BLVD # 216	North Redington Beach	Condominium	\$1,673,406	2,360	2000	\$21,516
17065 DOLPHIN DR	North Redington Beach	Single Family Home	\$1,671,054	2,868	2008	\$24,669
16800 GULF BLVD # 14	North Redington Beach	Condominium	\$1,647,890	2,190	1980	\$20,144

Address	City	Type	Market Value	Sq Ft	Year	Annual Tax
16800 GULF BLVD # 2	North Redington Beach	Condominium	\$1,647,890	2,190	1980	\$20,144
16750 GULF BLVD # 512	North Redington Beach	Condominium	\$1,641,329	2,060	2000	\$22,398
17001 GULF BLVD	North Redington Beach	Hotels and Motels (49 un	\$1,640,000	10,756	1956	\$25,295
16750 GULF BLVD # 413	North Redington Beach	Condominium	\$1,633,338	2,060	2000	\$22,285
17399 KENNEDY DR	North Redington Beach	Single Family Home	\$1,623,722	2,759	1985	\$23,722
16800 GULF BLVD # 10	North Redington Beach	Condominium	\$1,614,736	2,190	1980	\$19,736
16800 GULF BLVD # 12	North Redington Beach	Condominium	\$1,614,736	2,190	1980	\$19,736
16800 GULF BLVD # 4	North Redington Beach	Condominium	\$1,614,736	2,190	1980	\$19,736
17018 DOLPHIN DR	North Redington Beach	Single Family Home	\$1,610,453	2,862	2006	\$23,513
17315 KENNEDY DR	North Redington Beach	Single Family Home	\$1,603,821	2,754	2015	\$23,227
17053 DOLPHIN DR	North Redington Beach	Single Family Home	\$1,592,218	3,876	1956	\$22,902
16750 GULF BLVD # 614	North Redington Beach	Condominium	\$1,582,230	2,060	2000	\$21,511
16750 GULF BLVD # 415	North Redington Beach	Condominium	\$1,566,755	2,060	2000	\$21,426
17040 GULF BLVD # 601	North Redington Beach	Condominium	\$1,530,833	2,560	2005	\$22,188
539 173RD AVE E	North Redington Beach	Single Family Home	\$1,527,649	2,097	1998	\$22,926
16750 GULF BLVD # 713	North Redington Beach	Condominium	\$1,515,381	2,060	2000	\$19,803
16750 GULF BLVD # 715	North Redington Beach	Condominium	\$1,515,381	2,060	2000	\$19,783
16750 GULF BLVD # 612	North Redington Beach	Condominium	\$1,509,089	2,060	2000	\$19,727
454 BATH CLUB BLVD S	North Redington Beach	Single Family Home	\$1,509,051	3,452	1954	\$21,481
16750 GULF BLVD # 712	North Redington Beach	Condominium	\$1,506,881	2,060	2000	\$19,659
17040 GULF BLVD # 501	North Redington Beach	Condominium	\$1,506,714	2,560	2005	\$21,469
16750 GULF BLVD # 613	North Redington Beach	Condominium	\$1,504,839	2,060	2000	\$19,672
16750 GULF BLVD # 714	North Redington Beach	Condominium	\$1,504,331	2,060	2000	\$19,631
17040 GULF BLVD # 400	North Redington Beach	Condominium	\$1,503,877	2,560	2005	\$21,559
16750 GULF BLVD # 513	North Redington Beach	Condominium	\$1,497,989	2,060	2000	\$19,555

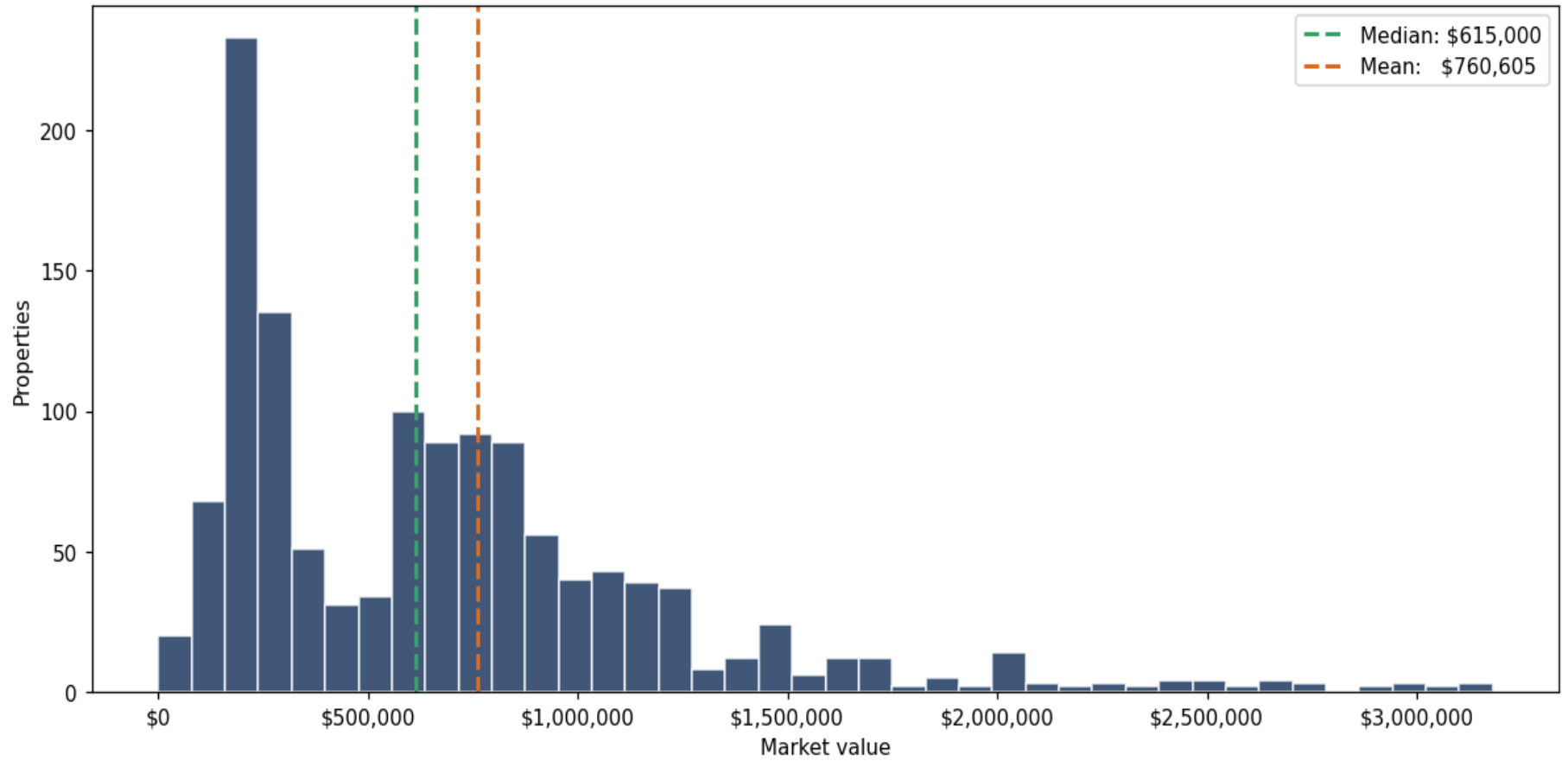
Address	City	Type	Market Value	Sq Ft	Year	Annual Tax
16750 GULF BLVD # 515	North Redington Beach	Condominium	\$1,497,989	2,060	2000	\$19,555
16750 GULF BLVD # 615	North Redington Beach	Condominium	\$1,496,339	2,060	2000	\$19,514
16750 GULF BLVD # 412	North Redington Beach	Condominium	\$1,492,548	2,060	2000	\$19,508
16750 GULF BLVD # 514	North Redington Beach	Condominium	\$1,489,489	2,060	2000	\$19,430
16750 GULF BLVD # 315	North Redington Beach	Condominium	\$1,488,540	2,060	2000	\$19,426
16750 GULF BLVD # 414	North Redington Beach	Condominium	\$1,484,048	2,060	2000	\$19,350
16750 GULF BLVD # 215	North Redington Beach	Condominium	\$1,479,933	2,060	2000	\$19,248
16750 GULF BLVD # 212	North Redington Beach	Condominium	\$1,478,354	2,060	2000	\$19,230
16750 GULF BLVD # 312	North Redington Beach	Condominium	\$1,475,790	2,060	2000	\$19,246
16750 GULF BLVD # 214	North Redington Beach	Condominium	\$1,474,104	2,060	2000	\$19,150
16750 GULF BLVD # 313	North Redington Beach	Condominium	\$1,471,540	2,060	2000	\$19,166
16750 GULF BLVD # 314	North Redington Beach	Condominium	\$1,471,540	2,060	2000	\$19,153
16750 GULF BLVD # 213	North Redington Beach	Condominium	\$1,465,604	2,060	2000	\$19,025
17397 KENNEDY DR	North Redington Beach	Single Family Home	\$1,461,097	2,250	1990	\$21,135
187 BATH CLUB BLVD N	North Redington Beach	Single Family Home	\$1,438,879	3,160	1996	\$20,606
532 173RD AVE E	North Redington Beach	Single Family Home	\$1,437,231	2,680	1986	\$20,862
330 173RD AVE E	North Redington Beach	Single Family Home	\$1,429,348	2,385	1991	\$21,141
17030 GULF BLVD	North Redington Beach	Timeshare	\$1,415,000	12,067	1956	\$21,179
16550 GULF BLVD # 746	North Redington Beach	Condominium	\$1,401,300	1,710	1998	\$18,677
17040 GULF BLVD # 700	North Redington Beach	Condominium	\$1,391,796	2,560	2005	\$19,388
17040 GULF BLVD # 600	North Redington Beach	Condominium	\$1,383,283	2,560	2005	\$19,313
17040 GULF BLVD # 500	North Redington Beach	Condominium	\$1,377,609	2,560	2005	\$19,224
17040 GULF BLVD # 401	North Redington Beach	Condominium	\$1,371,933	2,560	2005	\$19,134
17040 GULF BLVD # 300	North Redington Beach	Condominium	\$1,364,839	2,560	2005	\$19,029
17040 GULF BLVD # 701	North Redington Beach	Condominium	\$1,358,000	2,560	2005	\$19,388

Address	City	Type	Market Value	Sq Ft	Year	Annual Tax
17040 GULF BLVD # 200	North Redington Beach	Condominium	\$1,357,746	2,560	2005	\$18,849
17040 GULF BLVD # 201	North Redington Beach	Condominium	\$1,357,746	2,560	2005	\$18,849
17382 KENNEDY DR	North Redington Beach	Single Family Home	\$1,356,837	2,541	1989	\$20,053
327 BATH CLUB BLVD S	North Redington Beach	Single Family Home	\$1,326,685	5,095	1961	\$34,919
16450 GULF BLVD # 561	North Redington Beach	Condominium	\$1,325,302	1,640	1999	\$17,305
17101 GULF BLVD	North Redington Beach	Single Building Store	\$1,305,000	4,596	2003	\$20,206
16550 GULF BLVD # 641	North Redington Beach	Condominium	\$1,284,217	1,710	1998	\$16,590
351 BATH CLUB BLVD N	North Redington Beach	Single Family Home	\$1,280,743	5,502	1963	\$18,184
16550 GULF BLVD # 741	North Redington Beach	Condominium	\$1,277,153	1,710	1998	\$16,482
265 BATH CLUB BLVD S	North Redington Beach	Single Family Home	\$1,275,421	3,044	1994	\$18,442
16550 GULF BLVD # 546	North Redington Beach	Condominium	\$1,273,333	1,710	1998	\$16,476
16550 GULF BLVD # 646	North Redington Beach	Condominium	\$1,271,467	1,710	1998	\$16,299
16550 GULF BLVD # 441	North Redington Beach	Condominium	\$1,266,700	1,710	1998	\$16,376
16550 GULF BLVD # 541	North Redington Beach	Condominium	\$1,264,833	1,710	1998	\$16,300
411 BATH CLUB BLVD S	North Redington Beach	Single Family Home	\$1,260,392	2,816	1948	\$18,023
16800 GULF BLVD # 5	North Redington Beach	Condominium	\$1,260,184	1,345	1980	\$14,223
16550 GULF BLVD # 446	North Redington Beach	Condominium	\$1,258,200	1,710	1998	\$16,149
16550 GULF BLVD # 246	North Redington Beach	Condominium	\$1,255,328	1,710	1998	\$16,126
16600 GULF BLVD # 331	North Redington Beach	Condominium	\$1,254,054	1,630	1998	\$16,554
16550 GULF BLVD # 341	North Redington Beach	Condominium	\$1,253,461	1,710	1998	\$16,162
16550 GULF BLVD # 346	North Redington Beach	Condominium	\$1,253,461	1,710	1998	\$16,069
16700 GULF BLVD # 621	North Redington Beach	Condominium	\$1,248,634	1,630	1998	\$16,412
16500 GULF BLVD # 251	North Redington Beach	Condominium	\$1,247,324	1,640	1999	\$16,634
16550 GULF BLVD # 241	North Redington Beach	Condominium	\$1,246,828	1,710	1998	\$15,919
17011 DOLPHIN DR	North Redington Beach	Single Family Home	\$1,245,035	4,746	1954	\$18,175

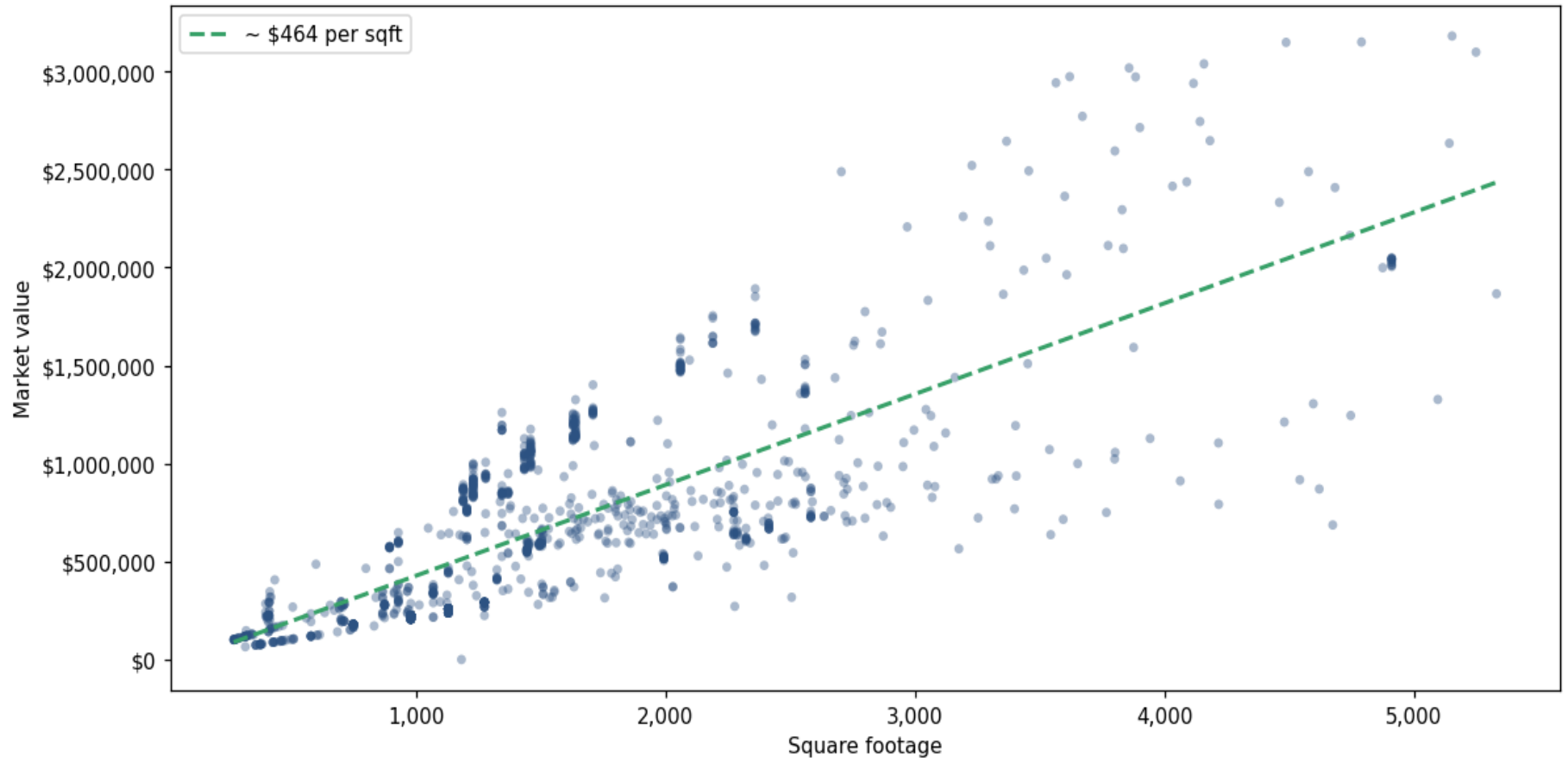
Address	City	Type	Market Value	Sq Ft	Year	Annual Tax
401 BATH CLUB BLVD S	North Redington Beach	Single Family Home	\$1,244,556	2,744	1948	\$17,690
329 BATH CLUB BLVD S	North Redington Beach	Single Family Home	\$1,243,780	3,064	1957	\$17,722
16450 GULF BLVD # 366	North Redington Beach	Condominium	\$1,239,867	1,640	1999	\$16,469
16700 GULF BLVD # 627	North Redington Beach	Condominium	\$1,229,500	1,630	1998	\$15,545
16450 GULF BLVD # 761	North Redington Beach	Condominium	\$1,227,142	1,640	1999	\$15,896
16600 GULF BLVD # 431	North Redington Beach	Condominium	\$1,225,353	1,630	1998	\$15,534
16450 GULF BLVD # 661	North Redington Beach	Condominium	\$1,221,689	1,640	1999	\$15,799
16600 GULF BLVD # 631	North Redington Beach	Condominium	\$1,221,000	1,630	1998	\$15,392
440 BATH CLUB BLVD S	North Redington Beach	Single Family Home	\$1,220,197	1,969	1951	\$17,443
16895 1ST ST E	North Redington Beach	Single Family Home	\$1,211,469	4,480	1970	\$17,351
16450 GULF BLVD # 461	North Redington Beach	Condominium	\$1,209,873	1,640	1999	\$15,636
16450 GULF BLVD # 261	North Redington Beach	Condominium	\$1,206,558	1,640	1999	\$15,549
16700 GULF BLVD # 527	North Redington Beach	Condominium	\$1,206,176	1,630	1998	\$15,192
16600 GULF BLVD # 531	North Redington Beach	Condominium	\$1,206,176	1,630	1998	\$15,214
16450 GULF BLVD # 361	North Redington Beach	Condominium	\$1,204,420	1,640	1999	\$15,569
16900 1ST ST E	North Redington Beach	Apartments (10 - 49 unit	\$1,200,000	12,400	1975	\$17,961
16700 GULF BLVD # 427	North Redington Beach	Condominium	\$1,199,853	1,630	1998	\$15,146
16700 GULF BLVD # 227	North Redington Beach	Condominium	\$1,198,938	1,630	1998	\$15,051
17025 DOLPHIN DR	North Redington Beach	Single Family Home	\$1,196,748	2,428	1989	\$13,388
16700 GULF BLVD # 327	North Redington Beach	Condominium	\$1,195,336	1,630	1998	\$15,039
16800 GULF BLVD # 13	North Redington Beach	Condominium	\$1,194,401	1,345	1980	\$13,509
16800 GULF BLVD # 1	North Redington Beach	Condominium	\$1,194,401	1,345	1980	\$13,509
344 173RD AVE E	North Redington Beach	Single Family Home	\$1,193,201	3,403	1992	\$17,222
16600 GULF BLVD # 231	North Redington Beach	Condominium	\$1,190,438	1,630	1998	\$15,235
16450 GULF BLVD # 266	North Redington Beach	Condominium	\$1,187,151	1,640	1999	\$15,893

Address	City	Type	Market Value	Sq Ft	Year	Annual Tax
16500 GULF BLVD # 656	North Redington Beach	Condominium	\$1,182,607	1,640	1999	\$15,003
17040 GULF BLVD # 301	North Redington Beach	Condominium	\$1,176,935	2,560	2005	\$19,029
16550 GULF BLVD # 742	North Redington Beach	Condominium	\$1,174,582	1,460	1998	\$15,793
16800 GULF BLVD # 9	North Redington Beach	Condominium	\$1,170,907	1,345	1980	\$13,233
16800 GULF BLVD # 3	North Redington Beach	Condominium	\$1,170,907	1,345	1980	\$13,233
16800 GULF BLVD # 7	North Redington Beach	Condominium	\$1,170,907	1,345	1980	\$13,233
16800 GULF BLVD # 11	North Redington Beach	Condominium	\$1,170,907	1,345	1980	\$13,233
410 BATH CLUB BLVD S	North Redington Beach	Single Family Home	\$1,170,715	2,996	1967	\$16,764
16500 GULF BLVD # 651	North Redington Beach	Condominium	\$1,166,887	1,640	1999	\$15,113
421 BATH CLUB BLVD S	North Redington Beach	Vacant Residential Land	\$1,163,241			\$14,905
16450 GULF BLVD # 766	North Redington Beach	Condominium	\$1,162,931	1,640	1999	\$15,045
16500 GULF BLVD # 751	North Redington Beach	Condominium	\$1,162,931	1,640	1999	\$15,050

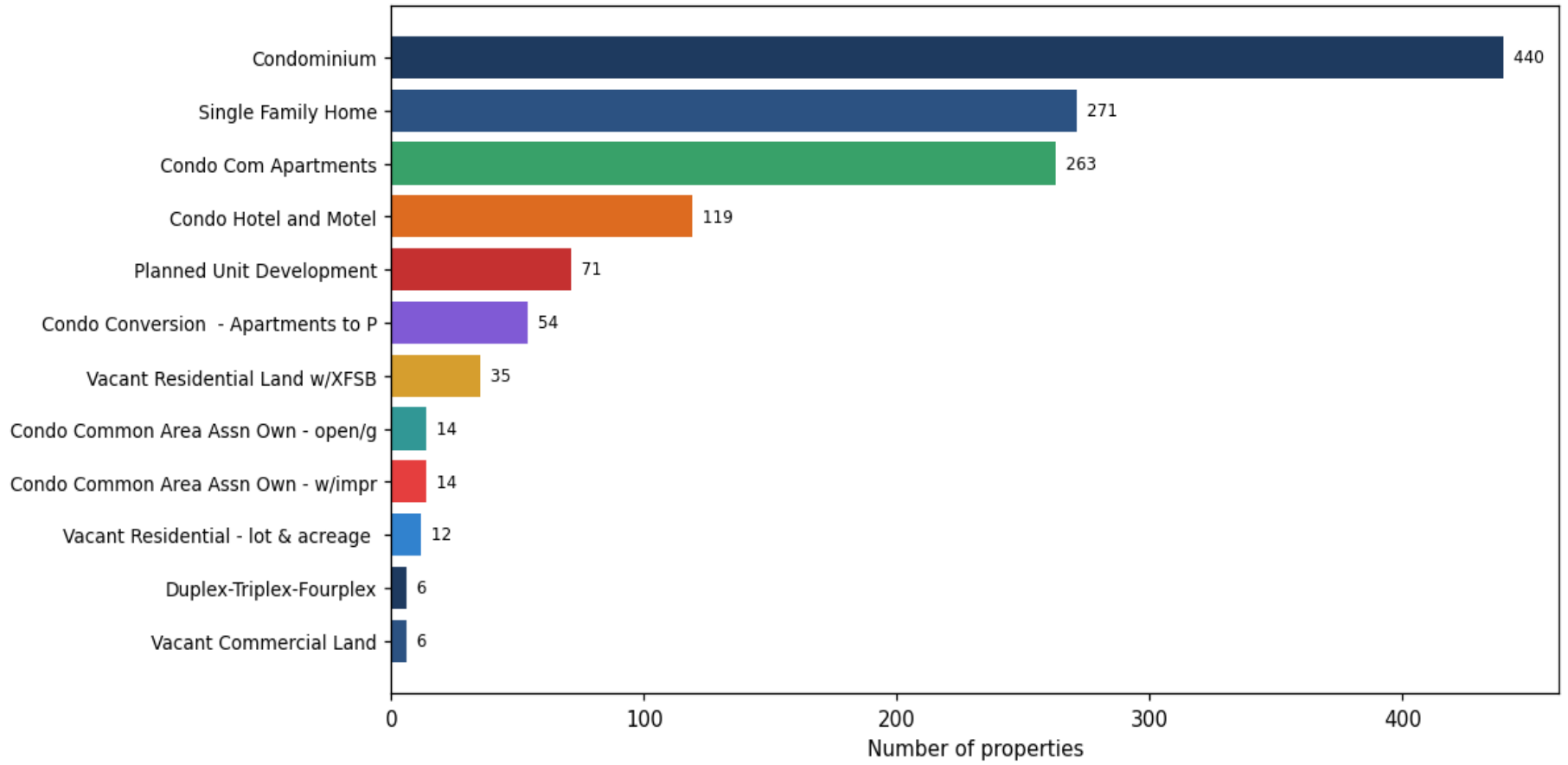
**Market value distribution (n=1,305, top 1% trimmed for readability)**



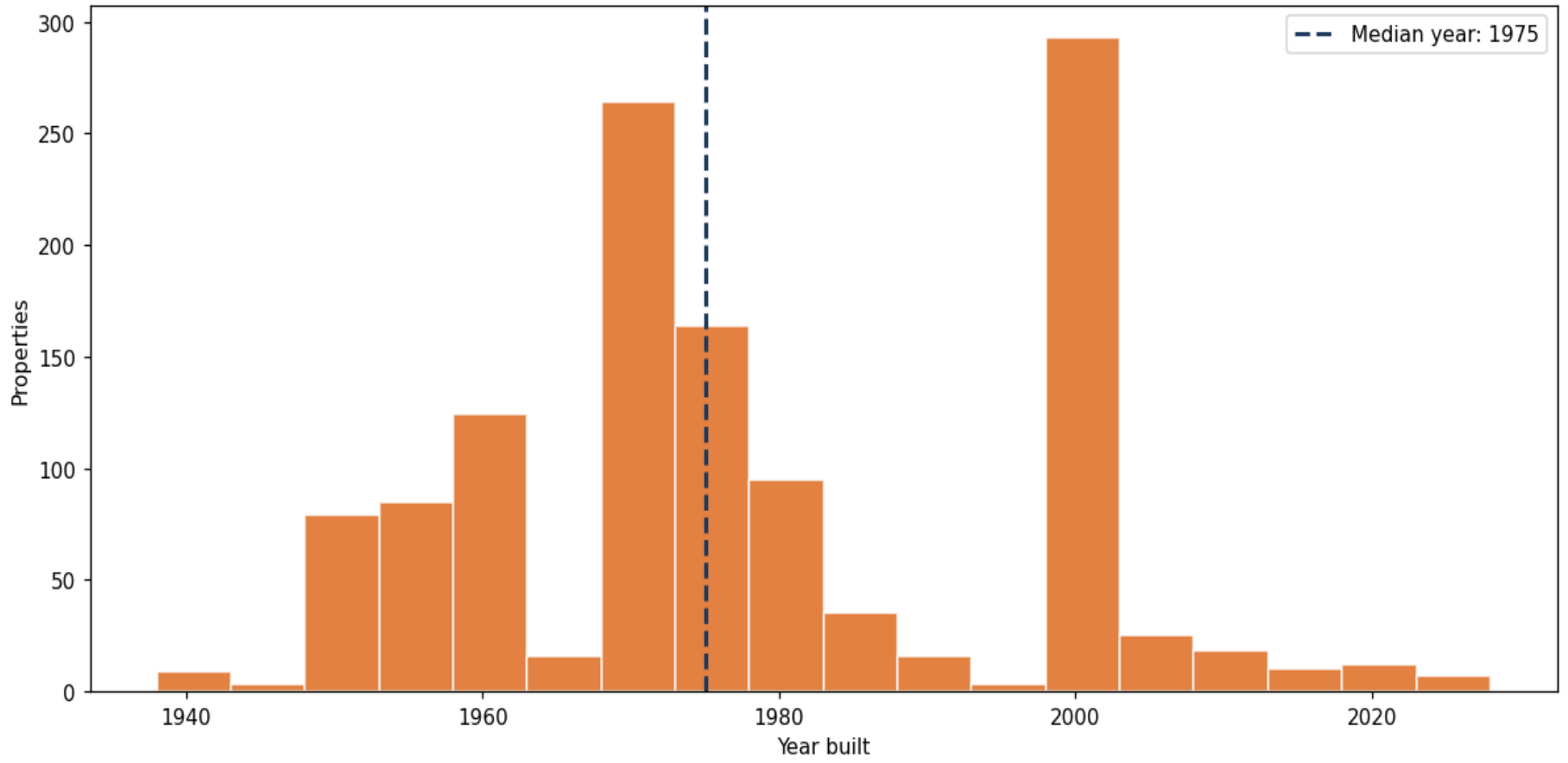
**Building size vs. market value (n=1,223, outliers trimmed)**



## Top property types by count



**Year built distribution (5-year buckets)**



**Market value vs. assessed value (gap = untaxed appreciation)**

