

Pinellas Property Market Report

1,094 matching properties • May 30, 2026

Filters applied	Headline numbers
City: Madeira Beach	Properties matched: 1,094
Property type: Single Family Home	Median market value: \$555,739
	Mean market value: \$738,121
	Min / Max: \$156,578 / \$3,997,222
	Mean square footage: 1,738

Top 200 properties by market value

Address	City	Type	Market Value	Sq Ft	Year	Annual Tax
497 JOHNS PASS AVE	Madeira Beach	Single Family Home	\$3,997,222	4,417	2005	\$62,342
557 JOHNS PASS AVE	Madeira Beach	Single Family Home	\$3,733,828	5,117	2006	\$46,571
555 JOHNS PASS AVE	Madeira Beach	Single Family Home	\$3,388,541	4,150	2008	\$52,901
13303 GULF LN	Madeira Beach	Single Family Home	\$3,365,287	3,902	1990	\$53,147
541 JOHNS PASS AVE	Madeira Beach	Single Family Home	\$3,327,562	4,626	2017	\$50,732
565 JOHNS PASS AVE	Madeira Beach	Single Family Home	\$3,303,740	5,883	2023	\$51,668
526 JOHNS PASS AVE	Madeira Beach	Single Family Home	\$3,282,592	4,444	2008	\$51,303
582 CRYSTAL DR	Madeira Beach	Single Family Home	\$3,225,831	3,070	2023	\$47,676
507 JOHNS PASS AVE	Madeira Beach	Single Family Home	\$3,196,051	4,007	1991	\$50,915
506 LILLIAN DR	Madeira Beach	Single Family Home	\$3,162,888	5,002	2007	\$50,491
914 BAY POINT DR	Madeira Beach	Single Family Home	\$3,151,045	3,906	2019	\$48,993
13423 GULF LN	Madeira Beach	Single Family Home	\$3,068,469	3,146	2002	\$48,807
13255 GULF LN	Madeira Beach	Single Family Home	\$3,066,504	3,118	2000	\$48,171

Address	City	Type	Market Value	Sq Ft	Year	Annual Tax
913 BAY POINT DR	Madeira Beach	Single Family Home	\$3,059,077	5,050	2017	\$47,341
576 CRYSTAL DR	Madeira Beach	Single Family Home	\$3,023,719	5,158	2004	\$47,319
15335 HARBOR DR	Madeira Beach	Single Family Home	\$3,022,149	4,293	2020	\$47,337
13306 GULF BLVD	Madeira Beach	Single Family Home	\$2,852,658	3,402	2006	\$43,399
851 BAY POINT DR	Madeira Beach	Single Family Home	\$2,838,749	4,245	2001	\$44,525
504 LILLIAN DR	Madeira Beach	Single Family Home	\$2,827,061	5,864	1969	\$45,095
882 BAY POINT DR	Madeira Beach	Single Family Home	\$2,826,895	3,874	2024	\$44,854
820 BAY POINT DR	Madeira Beach	Single Family Home	\$2,823,756	4,077	2024	\$44,922
831 BAY POINT DR	Madeira Beach	Single Family Home	\$2,811,836	4,288	2024	\$44,519
520 JOHNS PASS AVE	Madeira Beach	Single Family Home	\$2,749,554	4,968	2005	\$42,869
580 JOHNS PASS AVE	Madeira Beach	Single Family Home	\$2,688,352	4,482	2000	\$42,288
872 BAY POINT DR	Madeira Beach	Single Family Home	\$2,641,916	4,257	2004	\$42,334
754 PRUITT DR	Madeira Beach	Single Family Home	\$2,636,925	4,152	2024	\$41,633
843 BAY POINT DR	Madeira Beach	Single Family Home	\$2,617,254	4,156	2021	\$40,410
501 LILLIAN DR	Madeira Beach	Single Family Home	\$2,540,137	3,794	2007	\$39,528
505 JOHNS PASS AVE	Madeira Beach	Single Family Home	\$2,539,290	4,230	2005	\$40,267
15322 HARBOR DR	Madeira Beach	Single Family Home	\$2,497,911	4,242	2007	\$35,731
821 BAY POINT DR	Madeira Beach	Single Family Home	\$2,476,768	3,308	2007	\$34,523
429 BOCA CIEGA DR	Madeira Beach	Single Family Home	\$2,466,547	2,690	2008	\$37,489
736 PRUITT DR	Madeira Beach	Single Family Home	\$2,458,443	3,750	2009	\$38,660
823 BAY POINT DR	Madeira Beach	Single Family Home	\$2,445,199	3,394	2007	\$37,903
905 BAY POINT DR	Madeira Beach	Single Family Home	\$2,412,464	3,384	2017	\$37,736
840 BAY POINT DR	Madeira Beach	Single Family Home	\$2,372,865	3,897	2022	\$37,670
15324 HARBOR DR	Madeira Beach	Single Family Home	\$2,344,222	4,181	2013	\$36,199
537 JOHNS PASS AVE	Madeira Beach	Single Family Home	\$2,294,900	4,686	2024	\$40,477

Address	City	Type	Market Value	Sq Ft	Year	Annual Tax
903 BAY POINT DR	Madeira Beach	Single Family Home	\$2,294,458	3,480	2008	\$36,045
550 NORMANDY RD	Madeira Beach	Single Family Home	\$2,292,212	4,080	2006	\$36,628
756 PRUITT DR	Madeira Beach	Single Family Home	\$2,260,074	3,239	2008	\$35,670
848 BAY POINT DR	Madeira Beach	Single Family Home	\$2,247,508	3,384	2007	\$35,261
150 131ST AVE W	Madeira Beach	Single Family Home	\$2,241,715	2,924	1989	\$35,721
827 BAY POINT DR	Madeira Beach	Single Family Home	\$2,239,420	2,834	2020	\$35,250
239 144TH AVE	Madeira Beach	Single Family Home	\$2,236,339	3,040	2017	\$34,731
829 BAY POINT DR	Madeira Beach	Single Family Home	\$2,222,208	3,004	2006	\$34,156
14021 N BAYSHORE DR	Madeira Beach	Single Family Home	\$2,192,632	3,558	2018	\$34,567
235 144TH AVE	Madeira Beach	Single Family Home	\$2,182,800	3,354	2024	\$34,654
519 JOHNS PASS AVE	Madeira Beach	Single Family Home	\$2,179,666	2,540	2015	\$35,631
13201 GULF LN	Madeira Beach	Single Family Home	\$2,164,651	1,890	1981	\$34,361
14101 E PARSLEY DR	Madeira Beach	Single Family Home	\$2,163,728	3,346	2023	\$33,407
243 144TH AVE E	Madeira Beach	Single Family Home	\$2,140,807	3,057	2023	\$33,526
15459 2ND ST E	Madeira Beach	Single Family Home	\$2,121,610	2,281	2019	\$32,957
808 BAY POINT DR	Madeira Beach	Single Family Home	\$2,115,356	3,518	2010	\$33,463
718 SUNSET CV	Madeira Beach	Single Family Home	\$2,113,418	3,189	2022	\$33,284
904 BAY POINT DR	Madeira Beach	Single Family Home	\$2,110,939	3,135	2002	\$33,509
378 145TH AVE E	Madeira Beach	Single Family Home	\$2,079,270	3,240	2023	\$32,054
325 140TH AVE E	Madeira Beach	Single Family Home	\$2,043,629	4,170	2016	\$32,069
14209 E PARSLEY DR	Madeira Beach	Single Family Home	\$2,037,527	3,175	2019	\$31,436
853 BAY POINT DR	Madeira Beach	Single Family Home	\$2,034,100	2,211	2018	\$40,582
551 JOHNS PASS AVE	Madeira Beach	Single Family Home	\$2,021,112	2,464	1998	\$31,659
860 BAY POINT DR	Madeira Beach	Single Family Home	\$1,996,012	3,108	2018	\$32,431
505 LILLIAN DR	Madeira Beach	Single Family Home	\$1,989,060	3,517	2011	\$31,841

Address	City	Type	Market Value	Sq Ft	Year	Annual Tax
720 SUNSET CV	Madeira Beach	Single Family Home	\$1,984,407	3,474	2008	\$30,922
317 140TH AVE N	Madeira Beach	Single Family Home	\$1,984,218	2,454	2017	\$30,369
907 BAY POINT DR	Madeira Beach	Single Family Home	\$1,979,603	3,840	2015	\$31,740
371 144TH AVE	Madeira Beach	Single Family Home	\$1,934,777	2,684	2024	\$30,613
850 BAY POINT DR	Madeira Beach	Single Family Home	\$1,933,705	2,628	2020	\$30,085
373 144TH AVE	Madeira Beach	Single Family Home	\$1,895,171	3,467	2023	\$29,586
499 CRYSTAL DR	Madeira Beach	Single Family Home	\$1,893,539	3,159	2005	\$29,730
352 145TH AVE E	Madeira Beach	Single Family Home	\$1,871,372	3,722	2024	\$33,376
878 BAY POINT DR	Madeira Beach	Single Family Home	\$1,867,471	3,088	2011	\$30,223
15326 HARBOR DR	Madeira Beach	Single Family Home	\$1,866,606	2,686	2023	\$29,604
532 JOHNS PASS AVE	Madeira Beach	Single Family Home	\$1,866,478	3,699	2003	\$29,987
13009 BOCA CIEGA AVE	Madeira Beach	Single Family Home	\$1,862,874	3,372	1998	\$28,995
876 BAY POINT DR	Madeira Beach	Single Family Home	\$1,860,534	3,029	2003	\$29,971
580 CRYSTAL DR	Madeira Beach	Single Family Home	\$1,859,303	3,806	2021	\$36,723
854 BAY POINT DR	Madeira Beach	Single Family Home	\$1,857,194	2,683	2007	\$28,519
14306 GULF BLVD	Madeira Beach	Single Family Home	\$1,857,156	1,550	1979	\$29,160
521 JOHNS PASS AVE	Madeira Beach	Single Family Home	\$1,853,013	3,117	1996	\$30,490
14190 W PARSLEY DR	Madeira Beach	Single Family Home	\$1,848,185	2,871	2015	\$30,090
910 BAY POINT DR	Madeira Beach	Single Family Home	\$1,816,324	2,750	1999	\$28,975
13517 1ST ST E	Madeira Beach	Single Family Home	\$1,813,185	2,272	2017	\$27,646
856 BAY POINT DR	Madeira Beach	Single Family Home	\$1,784,720	2,439	2002	\$26,104
13417 GULF LN	Madeira Beach	Single Family Home	\$1,766,252	1,072	1941	\$27,772
900 BAY POINT DR	Madeira Beach	Single Family Home	\$1,765,320	2,649	2001	\$28,449
908 BAY POINT DR	Madeira Beach	Single Family Home	\$1,762,689	2,639	2000	\$28,303
13231 GULF LN	Madeira Beach	Single Family Home	\$1,759,280	1,518	1928	\$27,644

Address	City	Type	Market Value	Sq Ft	Year	Annual Tax
14073 N BAYSHORE DR	Madeira Beach	Single Family Home	\$1,747,505	2,493	1997	\$27,950
13415 GULF LN	Madeira Beach	Single Family Home	\$1,746,992	1,597	1940	\$27,448
503 JOHNS PASS AVE	Madeira Beach	Single Family Home	\$1,745,448	3,072	1984	\$27,565
874 BAY POINT DR	Madeira Beach	Single Family Home	\$1,735,495	2,537	2002	\$27,163
14081 N BAYSHORE DR	Madeira Beach	Single Family Home	\$1,729,101	2,635	2005	\$26,880
13345 GULF LN	Madeira Beach	Single Family Home	\$1,711,626	908	1932	\$26,859
558 JOHNS PASS AVE	Madeira Beach	Single Family Home	\$1,708,136	5,246	1983	\$27,237
13019 BOCA CIEGA AVE	Madeira Beach	Single Family Home	\$1,703,820	2,719	2020	\$27,610
355 BOCA CIEGA DR	Madeira Beach	Single Family Home	\$1,689,607	3,072	2020	\$26,994
470 137TH AVENUE CIR	Madeira Beach	Single Family Home	\$1,666,479	2,687	2012	\$25,996
494 JOHNS PASS AVE	Madeira Beach	Single Family Home	\$1,663,253	3,589	1977	\$26,472
13025 GULF LN	Madeira Beach	Single Family Home	\$1,663,222	786	1938	\$26,181
436 137TH AVENUE CIR	Madeira Beach	Single Family Home	\$1,655,282	2,784	2014	\$25,621
460 137TH AVENUE CIR	Madeira Beach	Single Family Home	\$1,654,439	2,574	2014	\$22,998
483 S BAYSHORE DR	Madeira Beach	Single Family Home	\$1,633,795	2,419	2018	\$25,906
833 BAY POINT DR	Madeira Beach	Single Family Home	\$1,631,856	2,267	2022	\$28,747
14301 N BAYSHORE DR	Madeira Beach	Single Family Home	\$1,610,709	2,766	2016	\$26,081
554 JOHNS PASS AVE	Madeira Beach	Single Family Home	\$1,609,992	2,447	2019	\$25,635
549 JOHNS PASS AVE	Madeira Beach	Single Family Home	\$1,608,999	2,432	1994	\$25,461
901 BAY POINT DR	Madeira Beach	Single Family Home	\$1,603,360	3,130	2001	\$26,773
825 BAY POINT DR	Madeira Beach	Single Family Home	\$1,591,687	2,602	2003	\$25,054
481 S BAYSHORE DR	Madeira Beach	Single Family Home	\$1,558,513	2,598	2019	\$24,676
812 BAY POINT DR	Madeira Beach	Single Family Home	\$1,558,418	2,639	1994	\$24,735
902 BAY POINT DR	Madeira Beach	Single Family Home	\$1,552,074	2,380	1998	\$24,795
565 LILLIAN DR	Madeira Beach	Single Family Home	\$1,550,034	3,130	2009	\$24,483

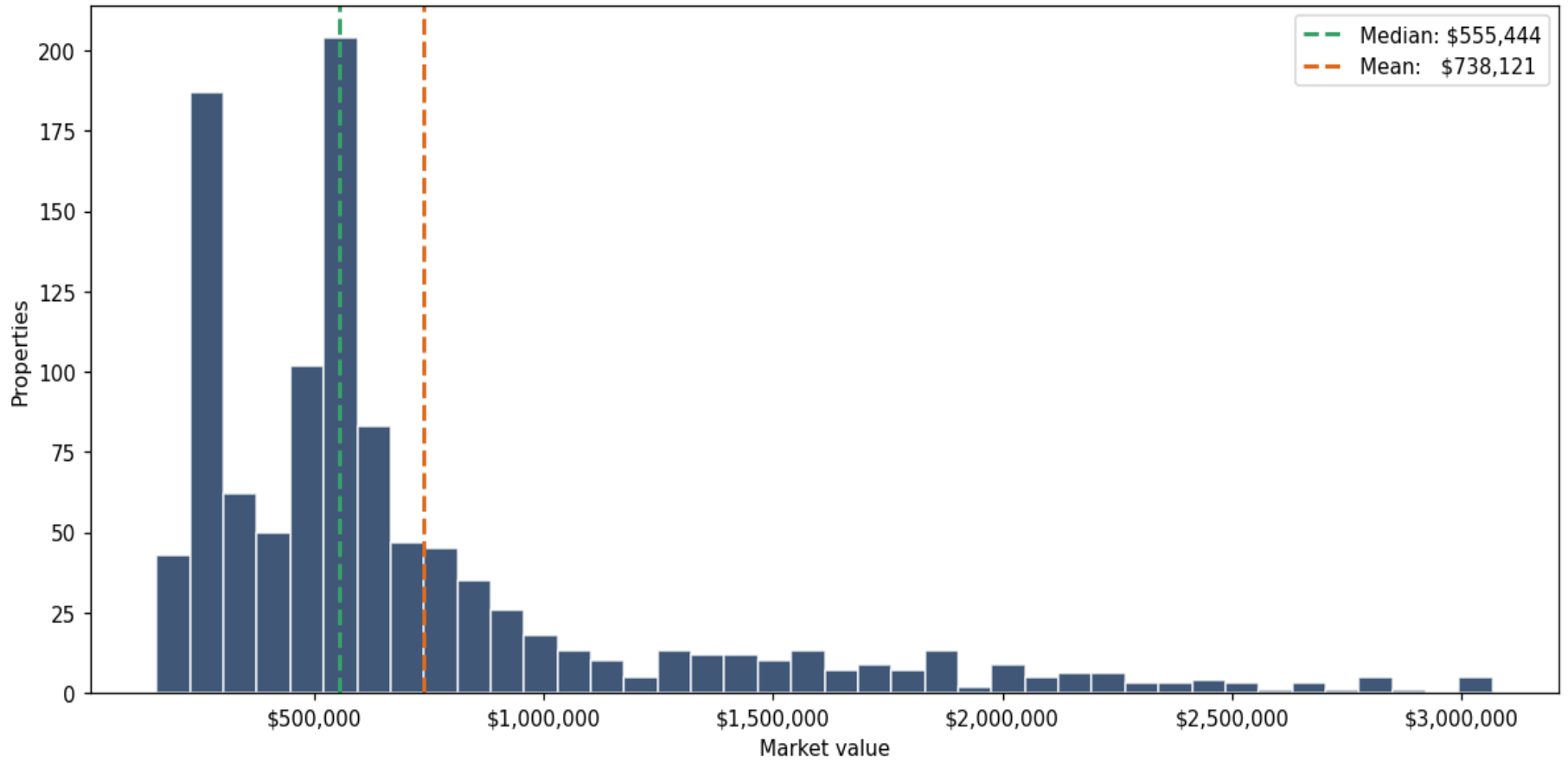
Address	City	Type	Market Value	Sq Ft	Year	Annual Tax
515 JOHNS PASS AVE	Madeira Beach	Single Family Home	\$1,548,971	2,165	1988	\$24,579
14808 GULF BLVD	Madeira Beach	Single Family Home	\$1,547,559	3,150	1980	\$23,878
440 137TH AVENUE CIR	Madeira Beach	Single Family Home	\$1,547,404	2,480	2018	\$23,969
480 137TH AVENUE CIR	Madeira Beach	Single Family Home	\$1,540,818	2,658	2015	\$23,979
468 137TH AVENUE CIR	Madeira Beach	Single Family Home	\$1,539,055	2,647	2013	\$24,698
716 PRUITT DR	Madeira Beach	Single Family Home	\$1,534,313	2,273	2024	\$23,527
452 137TH AVENUE CIR	Madeira Beach	Single Family Home	\$1,528,407	2,598	2014	\$23,653
502 LILLIAN DR	Madeira Beach	Single Family Home	\$1,526,696	3,309	1972	\$24,837
14011 N BAYSHORE DR	Madeira Beach	Single Family Home	\$1,524,442	2,684	2020	\$23,883
374 145TH AVE E	Madeira Beach	Single Family Home	\$1,511,325	2,505	2020	\$24,809
13249 BOCA CIEGA AVE	Madeira Beach	Single Family Home	\$1,508,442	2,371	2021	\$23,085
912 BAY POINT DR	Madeira Beach	Single Family Home	\$1,506,478	2,875	2003	\$24,002
14009 N BAYSHORE DR	Madeira Beach	Single Family Home	\$1,490,998	3,012	2007	\$23,727
528 LILLIAN DR	Madeira Beach	Single Family Home	\$1,489,049	2,911	2008	\$23,670
496 JOHNS PASS AVE	Madeira Beach	Single Family Home	\$1,455,168	2,806	1978	\$23,066
14305 N BAYSHORE DR	Madeira Beach	Single Family Home	\$1,450,033	2,384	2016	\$23,294
550 LILLIAN DR	Madeira Beach	Single Family Home	\$1,448,604	3,184	1980	\$23,652
540 JOHNS PASS AVE	Madeira Beach	Single Family Home	\$1,447,952	2,421	2004	\$22,695
457 S BAYSHORE DR	Madeira Beach	Single Family Home	\$1,445,336	2,794	2016	\$22,905
13515 1ST ST E	Madeira Beach	Single Family Home	\$1,440,183	2,737	1993	\$22,717
841 BAY POINT DR	Madeira Beach	Single Family Home	\$1,428,979	2,536	2001	\$23,478
603 S BAYSHORE DR	Madeira Beach	Single Family Home	\$1,425,606	2,566	2009	\$22,126
13021 BOCA CIEGA AVE	Madeira Beach	Single Family Home	\$1,419,092	2,626	2003	\$21,900
448 137TH AVENUE CIR	Madeira Beach	Single Family Home	\$1,401,535	2,314	2014	\$21,671
14215 N BAYSHORE DR	Madeira Beach	Single Family Home	\$1,401,506	3,358	2001	\$22,132

Address	City	Type	Market Value	Sq Ft	Year	Annual Tax
14077 N BAYSHORE DR	Madeira Beach	Single Family Home	\$1,394,189	2,301	2019	\$21,583
441 S BAYSHORE DR	Madeira Beach	Single Family Home	\$1,393,283	3,332	2004	\$21,745
14004 W PARSLEY DR	Madeira Beach	Single Family Home	\$1,386,163	2,589	2008	\$22,065
432 137TH AVENUE CIR	Madeira Beach	Single Family Home	\$1,383,741	2,226	2012	\$21,600
14054 W PARSLEY DR	Madeira Beach	Single Family Home	\$1,381,137	2,730	2016	\$21,609
13505 BOCA CIEGA AVE	Madeira Beach	Single Family Home	\$1,376,233	2,884	2001	\$22,320
13007 BOCA CIEGA AVE	Madeira Beach	Single Family Home	\$1,373,090	2,688	2000	\$21,403
804 BAY POINT DR	Madeira Beach	Single Family Home	\$1,359,747	1,702	1983	\$21,656
435 BOCA CIEGA DR	Madeira Beach	Single Family Home	\$1,356,683	2,254	2016	\$21,005
13435 BOCA CIEGA AVE	Madeira Beach	Single Family Home	\$1,341,438	2,425	2015	\$20,895
13013 BOCA CIEGA AVE	Madeira Beach	Single Family Home	\$1,336,234	2,675	1998	\$20,296
13015 BOCA CIEGA AVE	Madeira Beach	Single Family Home	\$1,323,632	2,452	2001	\$20,878
582 JOHNS PASS AVE	Madeira Beach	Single Family Home	\$1,321,431	4,255	1968	\$19,107
464 137TH AVENUE CIR	Madeira Beach	Single Family Home	\$1,319,173	1,948	2012	\$21,268
588 NORMANDY RD	Madeira Beach	Single Family Home	\$1,308,547	3,101	2023	\$33,567
601 S BAYSHORE DR	Madeira Beach	Single Family Home	\$1,306,059	2,724	2008	\$20,816
13211 BOCA CIEGA AVE	Madeira Beach	Single Family Home	\$1,298,177	2,298	2015	\$20,373
529 LILLIAN DR	Madeira Beach	Single Family Home	\$1,289,039	2,384	2013	\$21,014
14048 W PARSLEY DR	Madeira Beach	Single Family Home	\$1,286,013	2,811	2002	\$20,236
414 140TH AVE E	Madeira Beach	Single Family Home	\$1,272,397	3,731	1989	\$19,537
13105 BOCA CIEGA AVE	Madeira Beach	Single Family Home	\$1,271,269	2,390	2004	\$20,338
15331 HARBOR DR	Madeira Beach	Single Family Home	\$1,256,889	1,934	1998	\$20,035
303 129TH AVE E	Madeira Beach	Single Family Home	\$1,255,713	2,744	1986	\$18,766
14839 N BAYSHORE DR	Madeira Beach	Single Family Home	\$1,252,904	2,129	2020	\$19,666
14080 N BAYSHORE DR	Madeira Beach	Single Family Home	\$1,252,536	2,445	2008	\$19,720

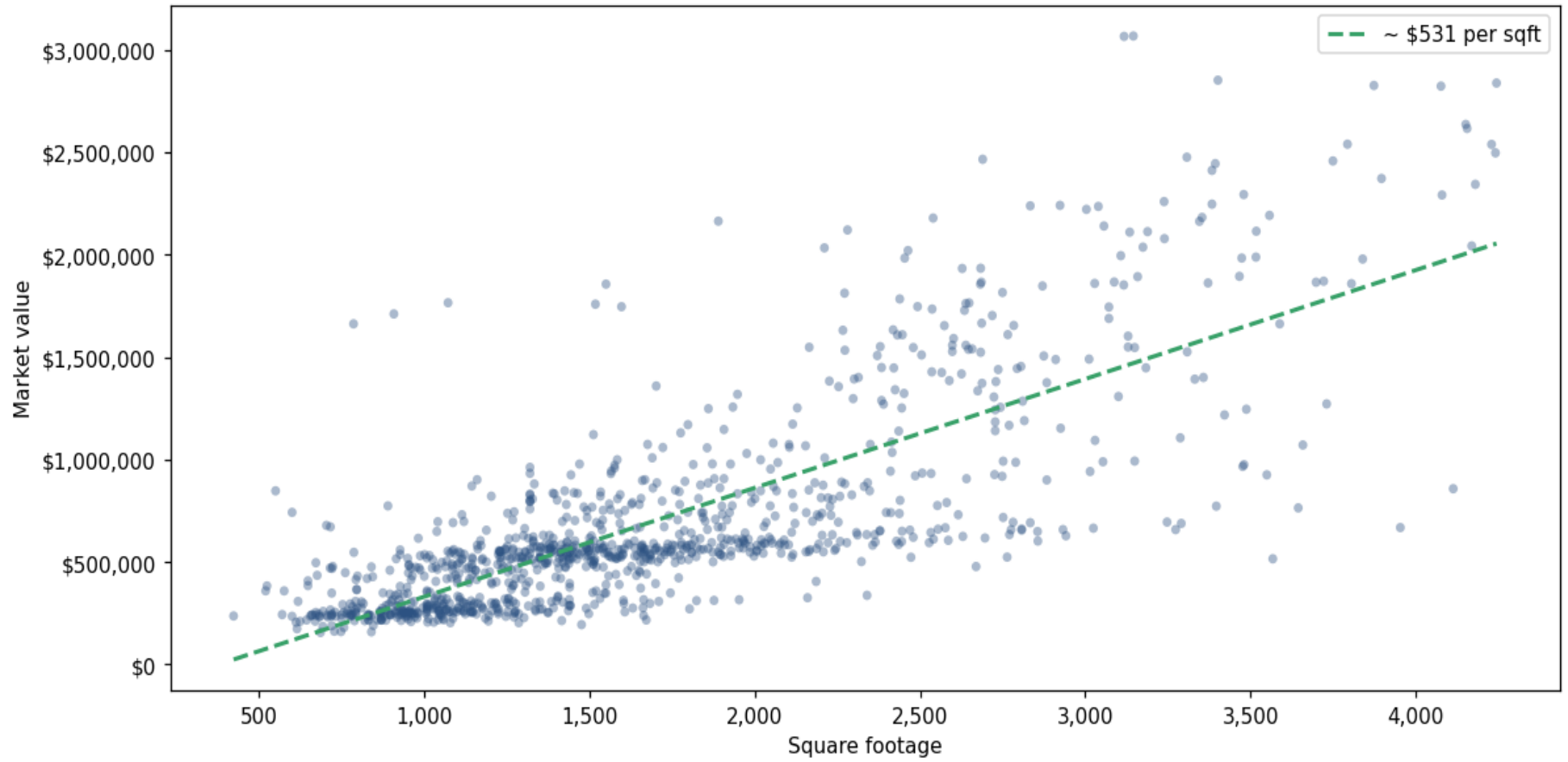
Address	City	Type	Market Value	Sq Ft	Year	Annual Tax
909 BAY POINT DR	Madeira Beach	Single Family Home	\$1,249,237	1,860	1990	\$19,669
585 JOHNS PASS AVE	Madeira Beach	Single Family Home	\$1,246,421	3,488	1966	\$17,849
664 AMERICAN LEGION DR	Madeira Beach	Single Family Home	\$1,243,649	2,728	2006	\$18,922
583 CRYSTAL DR	Madeira Beach	Single Family Home	\$1,218,491	3,422	1959	\$17,460
662 AMERICAN LEGION DR	Madeira Beach	Single Family Home	\$1,190,763	2,816	2006	\$18,070
670 AMERICAN LEGION DR	Madeira Beach	Single Family Home	\$1,184,359	2,728	2005	\$17,962
556 LILLIAN DR	Madeira Beach	Single Family Home	\$1,173,663	2,115	1983	\$18,766
880 BAY POINT DR	Madeira Beach	Single Family Home	\$1,170,966	1,798	2003	\$18,635
660 AMERICAN LEGION DR	Madeira Beach	Single Family Home	\$1,167,605	2,770	2006	\$17,693
495 JOHNS PASS AVE	Madeira Beach	Single Family Home	\$1,153,638	2,926	1971	\$15,917
141 140TH AVE E	Madeira Beach	Single Family Home	\$1,147,492	1,907	2000	\$18,174
668 AMERICAN LEGION DR	Madeira Beach	Single Family Home	\$1,141,719	2,728	2005	\$17,250
13065 BOCA CIEGA AVE	Madeira Beach	Single Family Home	\$1,139,675	2,436	2007	\$17,781
335 129TH AVE E	Madeira Beach	Single Family Home	\$1,131,085	1,776	1966	\$18,804
584 CRYSTAL DR	Madeira Beach	Single Family Home	\$1,122,665	1,512	1958	\$18,788
14249 GULF BLVD	Madeira Beach	Single Family Home	\$1,106,645	3,288	1996	\$17,566
849 BAY POINT DR	Madeira Beach	Single Family Home	\$1,094,084	3,030	2010	\$17,354
15401 2ND ST E	Madeira Beach	Single Family Home	\$1,086,291	2,414	1987	\$17,216
495 S BAYSHORE DR	Madeira Beach	Single Family Home	\$1,080,831	2,056	1988	\$16,681
736 SUNSET CV	Madeira Beach	Single Family Home	\$1,074,529	1,676	1992	\$16,832
13411 BOCA CIEGA AVE	Madeira Beach	Single Family Home	\$1,074,398	2,350	2021	\$20,974
13302 GULF BLVD	Madeira Beach	Single Family Home	\$1,074,211	2,104	2002	\$16,776
569 JOHNS PASS AVE	Madeira Beach	Single Family Home	\$1,071,642	3,659	1963	\$16,553
915 BAY POINT DR	Madeira Beach	Single Family Home	\$1,067,885	2,154	1964	\$16,698
13027 BOCA CIEGA AVE	Madeira Beach	Single Family Home	\$1,060,858	2,105	1997	\$16,511

Address	City	Type	Market Value	Sq Ft	Year	Annual Tax
14939 1ST ST E	Madeira Beach	Single Family Home	\$1,059,501	1,722	2002	\$16,729
121 BOCA CIEGA DR	Madeira Beach	Single Family Home	\$1,058,093	1,856	1997	\$16,628
569 LILLIAN DR	Madeira Beach	Single Family Home	\$1,035,773	2,416	2005	\$17,055
605 FLAMINGO DR	Madeira Beach	Single Family Home	\$1,030,450	1,976	2001	\$16,528
315 BOCA CIEGA DR	Madeira Beach	Single Family Home	\$1,009,173	1,690	2001	\$15,732
410 140TH AVE E	Madeira Beach	Single Family Home	\$1,008,617	2,212	1983	\$15,931
13025 PELICAN LN	Madeira Beach	Single Family Home	\$999,748	1,584	2008	\$15,324
14100 W PARSLEY DR	Madeira Beach	Single Family Home	\$999,568	2,018	2003	\$15,537
567 JOHNS PASS AVE	Madeira Beach	Single Family Home	\$993,266	3,150	1965	\$15,328
20 LYNN WAY	Madeira Beach	Single Family Home	\$992,581	2,752	1988	\$15,425
14201 N BAYSHORE DR	Madeira Beach	Single Family Home	\$990,002	3,054	1999	\$15,545
15334 HARBOR DR	Madeira Beach	Single Family Home	\$987,272	2,790	1955	\$15,403

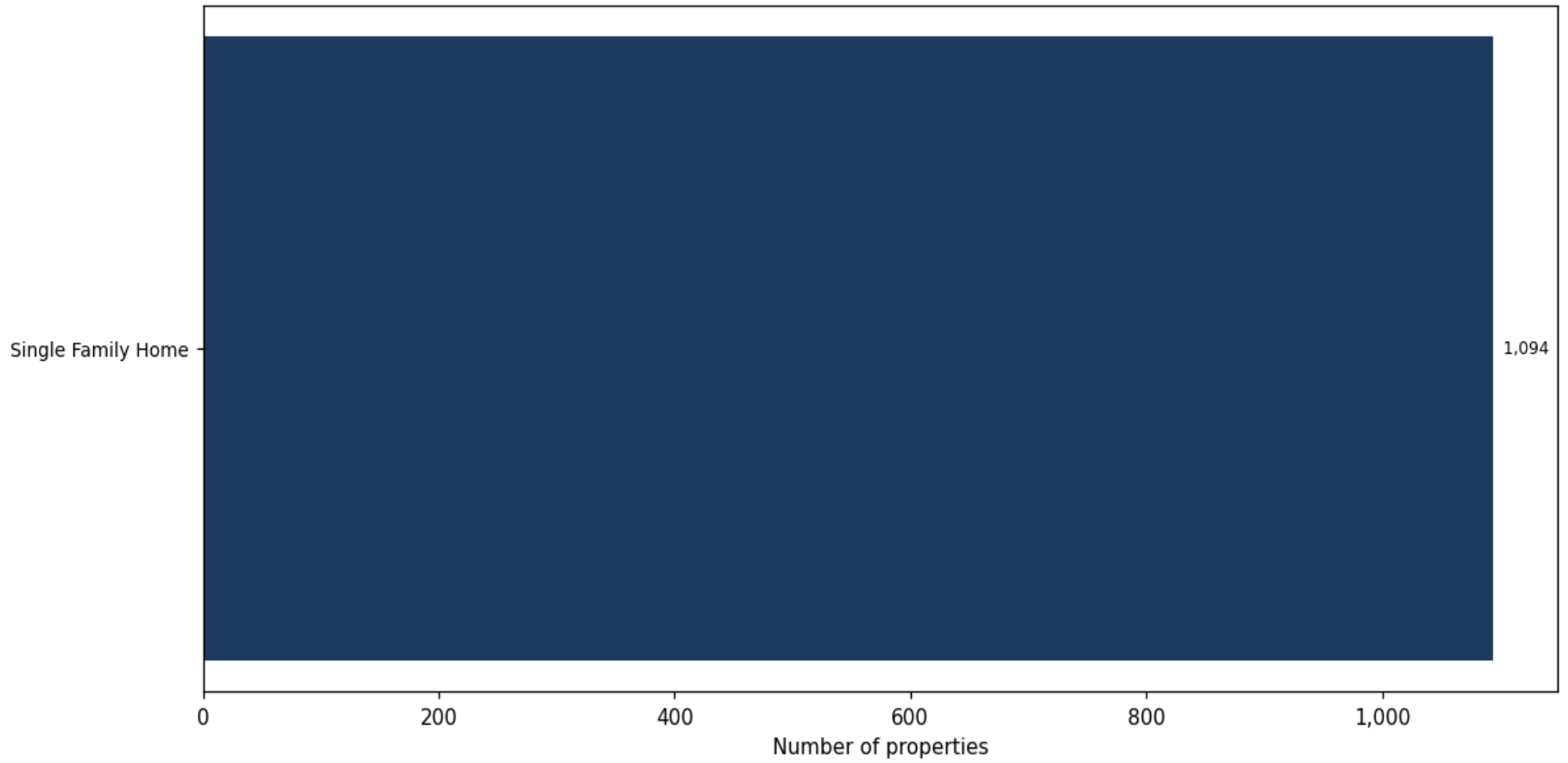
Market value distribution (n=1,094, top 1% trimmed for readability)



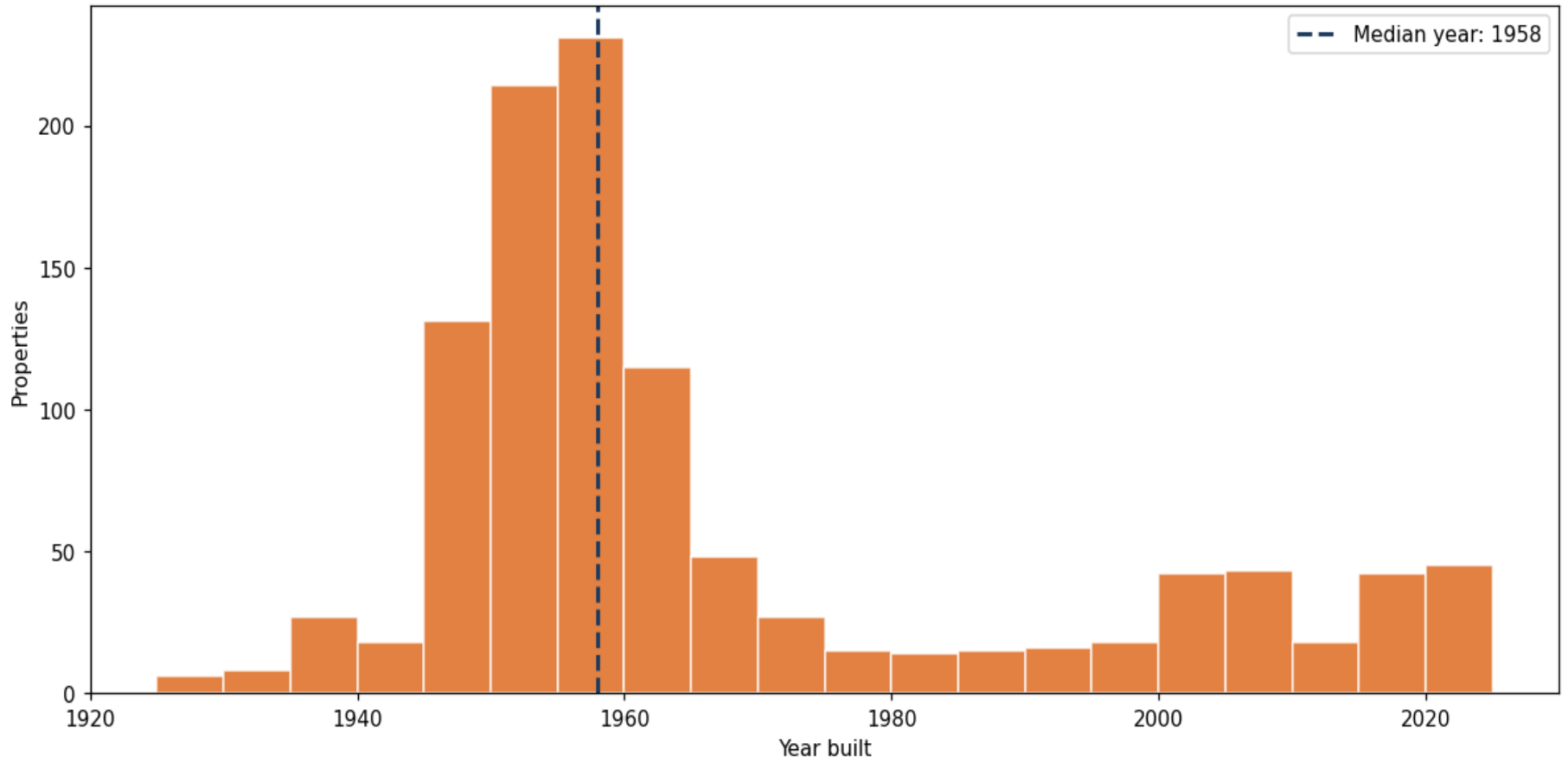
Building size vs. market value (n=1,072, outliers trimmed)



Top property types by count



Year built distribution (5-year buckets)



Market value vs. assessed value (gap = untaxed appreciation)

