

# Pinellas Property Market Report

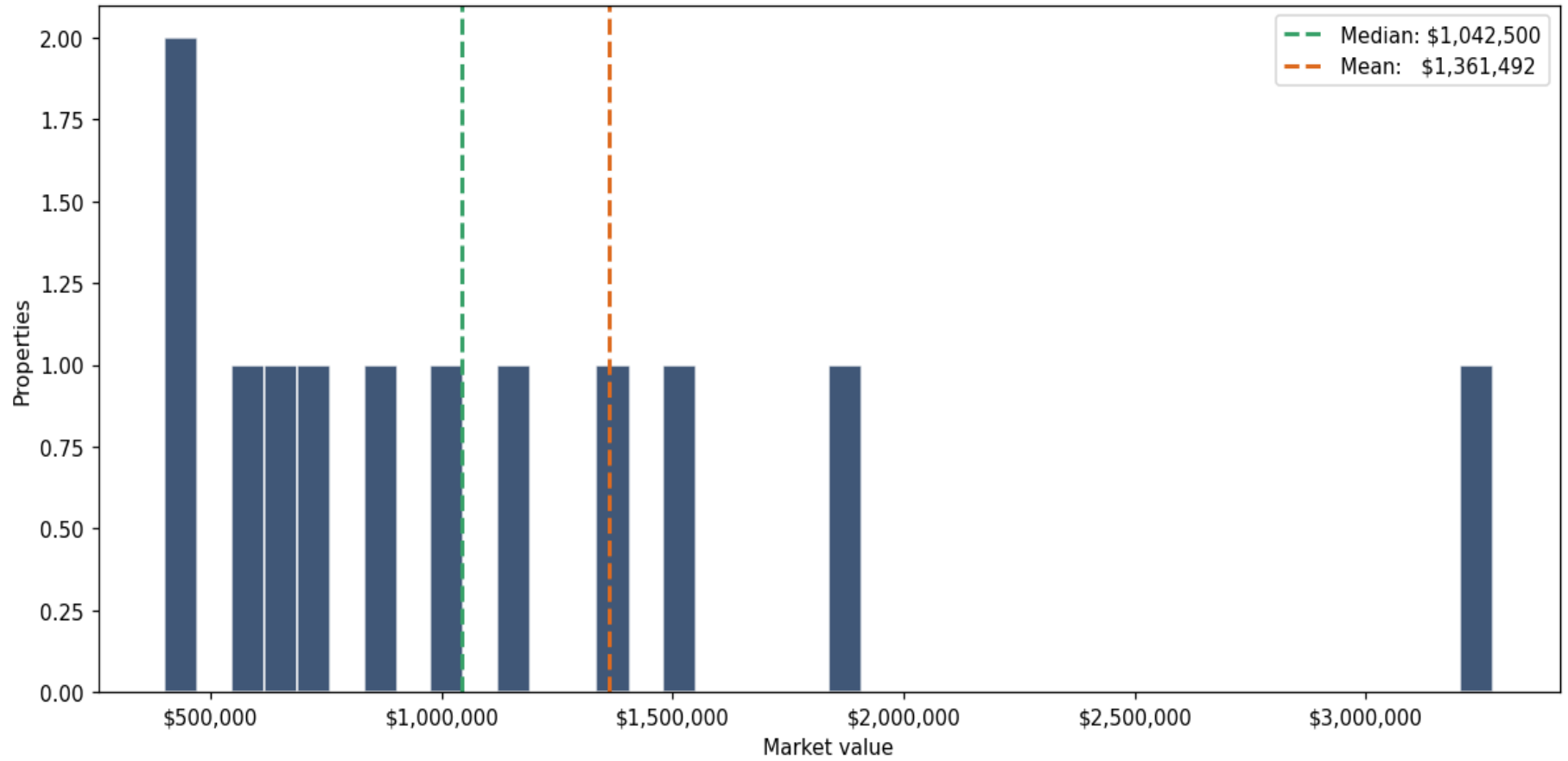
13 matching properties • May 30, 2026

Filters applied	Headline numbers
<b>City:</b> Madeira Beach	<b>Properties matched:</b> 13
<b>Property type:</b> Single Building Store	<b>Median market value:</b> \$1,042,500
	<b>Mean market value:</b> \$1,361,492
	<b>Min / Max:</b> \$400,000 / \$3,800,000
	<b>Mean square footage:</b> 5,228

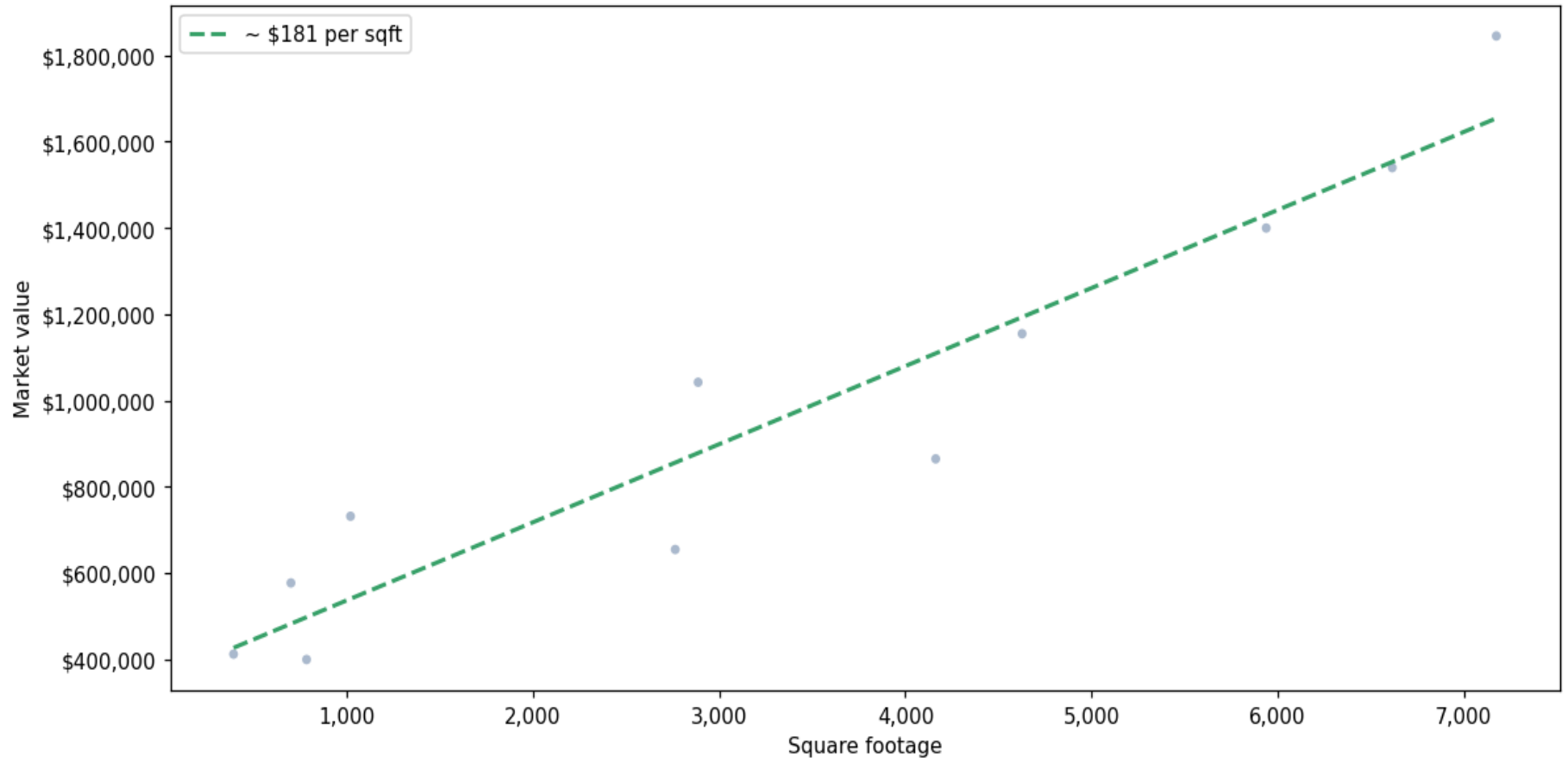
## Top 13 properties by market value

Address	City	Type	Market Value	Sq Ft	Year	Annual Tax
15101 GULF BLVD	Madeira Beach	Single Building Store	\$3,800,000	16,157	2015	\$63,490
710 WELCH CSWY	Madeira Beach	Single Building Store	\$3,275,000	14,740	2013	\$53,111
12850 VILLAGE BLVD	Madeira Beach	Single Building Store	\$1,845,000	7,174	2004	\$30,651
15327 GULF BLVD	Madeira Beach	Single Building Store	\$1,540,000	6,615	2004	\$25,704
12928 VILLAGE BLVD	Madeira Beach	Single Building Store	\$1,400,000	5,938	1977	\$23,515
12900 GULF BLVD	Madeira Beach	Single Building Store	\$1,155,000	4,627	1992	\$19,461
13001 GULF BLVD	Madeira Beach	Single Building Store	\$1,042,500	2,887	1980	\$17,352
12801 VILLAGE BLVD	Madeira Beach	Single Building Store	\$865,000	4,163	1950	\$14,595
14703 GULF BLVD	Madeira Beach	Single Building Store	\$732,000	1,020	1986	\$13,055
12921 VILLAGE BLVD	Madeira Beach	Single Building Store	\$655,000	2,764	1986	\$10,947
121 129TH AVE E	Madeira Beach	Single Building Store	\$577,500	700	1948	\$9,909
13045 GULF BLVD	Madeira Beach	Single Building Store	\$412,400	392	1925	\$7,525
13050 GULF BLVD	Madeira Beach	Single Building Store	\$400,000	784	1956	\$6,730

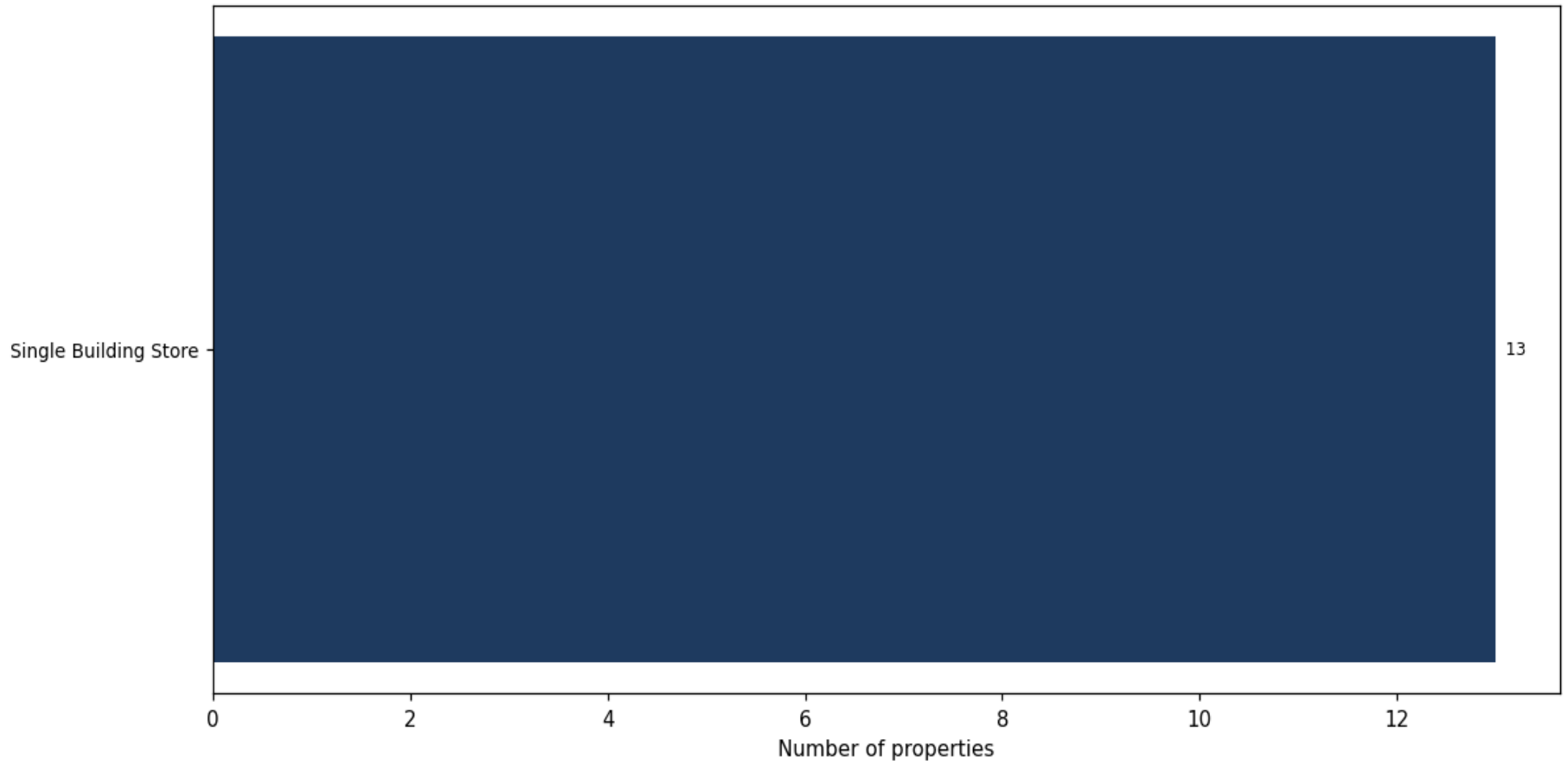
**Market value distribution (n=13, top 1% trimmed for readability)**



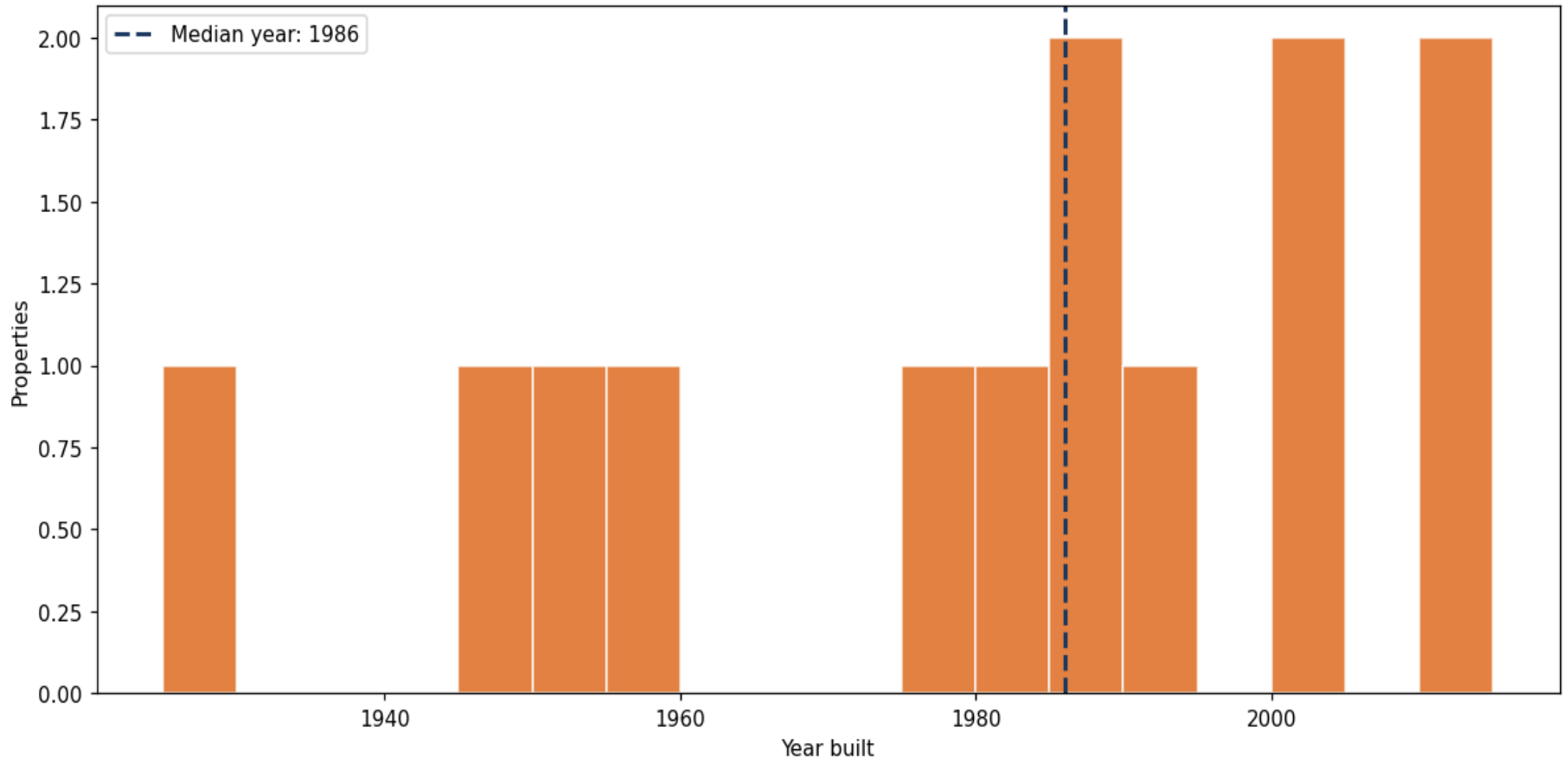
**Building size vs. market value (n=11, outliers trimmed)**



### Top property types by count



**Year built distribution (5-year buckets)**



**Market value vs. assessed value (gap = untaxed appreciation)**

