

# Pinellas Property Market Report

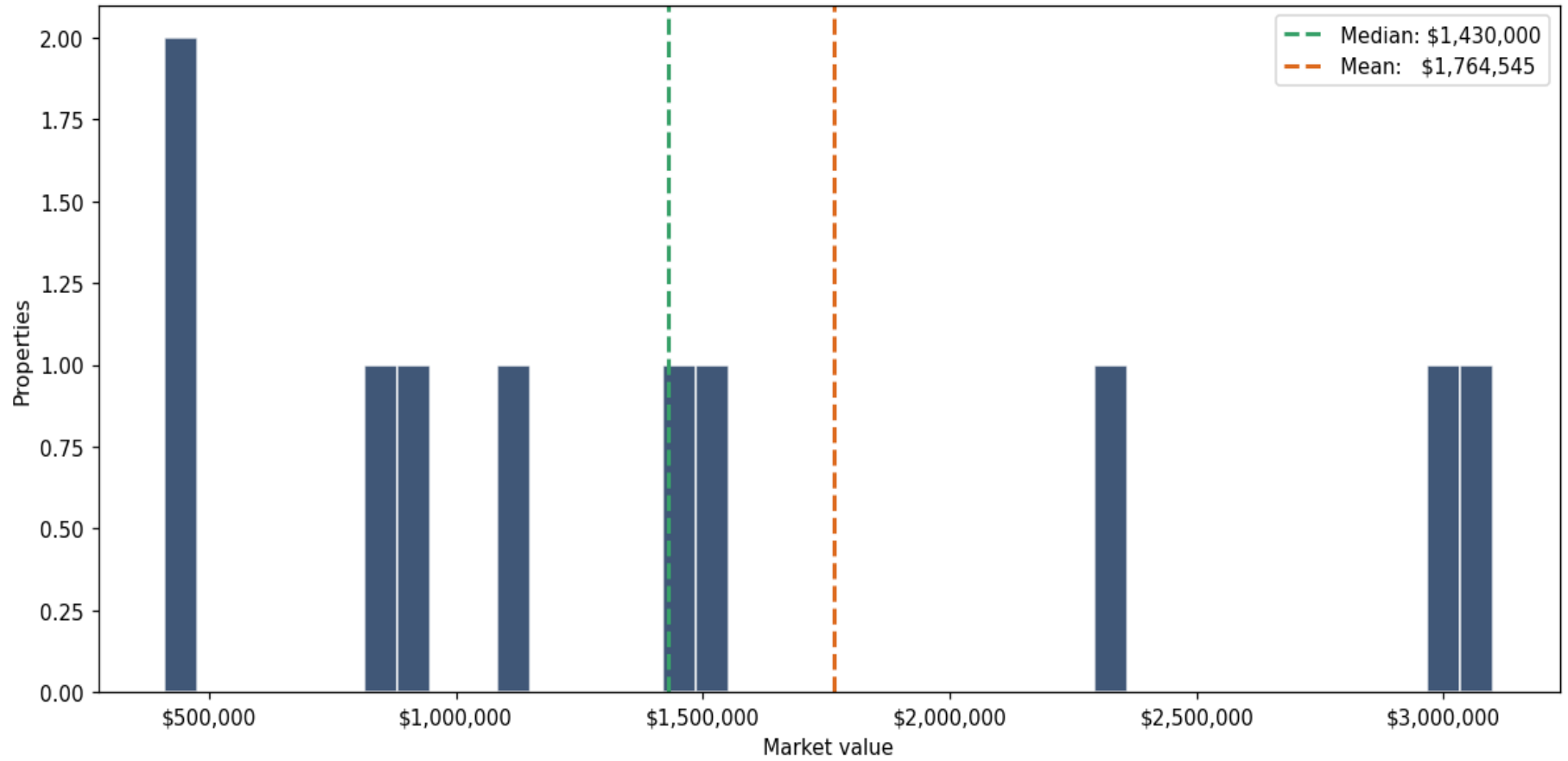
11 matching properties • May 30, 2026

Filters applied	Headline numbers
<b>City:</b> Madeira Beach	<b>Properties matched:</b> 11
<b>Property type:</b> Hotels and Motels (49 units or less)	<b>Median market value:</b> \$1,430,000
	<b>Mean market value:</b> \$1,764,545
	<b>Min / Max:</b> \$410,000 / \$4,250,000
	<b>Mean square footage:</b> 6,501

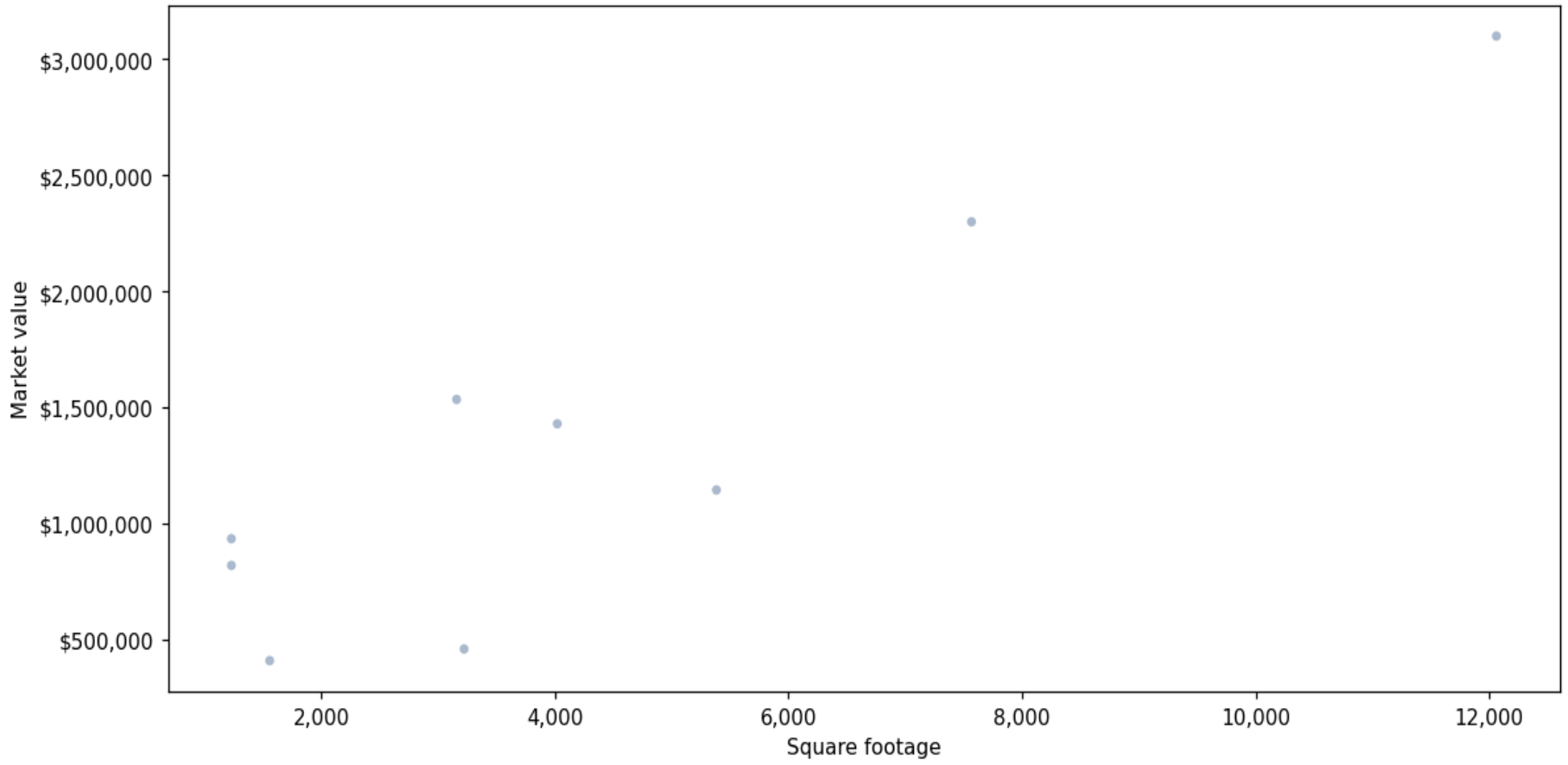
## Top 11 properties by market value

Address	City	Type	Market Value	Sq Ft	Year	Annual Tax
14230 GULF BLVD	Madeira Beach	Hotels and Motels (49 un	\$4,250,000	15,042	2015	\$74,356
14711 GULF BLVD	Madeira Beach	Hotels and Motels (49 un	\$3,100,000	12,061	1958	\$46,219
14200 GULF BLVD	Madeira Beach	Hotels and Motels (49 un	\$3,025,000	17,030	1976	\$51,246
14240 GULF BLVD	Madeira Beach	Hotels and Motels (49 un	\$2,300,000	7,568		\$39,002
13354 GULF BLVD	Madeira Beach	Hotels and Motels (49 un	\$1,535,000	3,160	1932	\$27,083
12955 PELICAN LN	Madeira Beach	Hotels and Motels (49 un	\$1,430,000	4,022	1957	\$24,812
14231 GULF BLVD	Madeira Beach	Hotels and Motels (49 un	\$1,145,000	5,384	1969	\$20,677
13041 PELICAN LN	Madeira Beach	Hotels and Motels (49 un	\$935,000	1,232	1949	\$15,163
13039 PELICAN LN	Madeira Beach	Hotels and Motels (49 un	\$820,000	1,232	1949	\$13,298
15468 GULF BLVD	Madeira Beach	Hotels and Motels (49 un	\$460,000	3,224	1951	\$8,514
13446 GULF BLVD	Madeira Beach	Hotels and Motels (49 un	\$410,000	1,560	1953	\$7,298

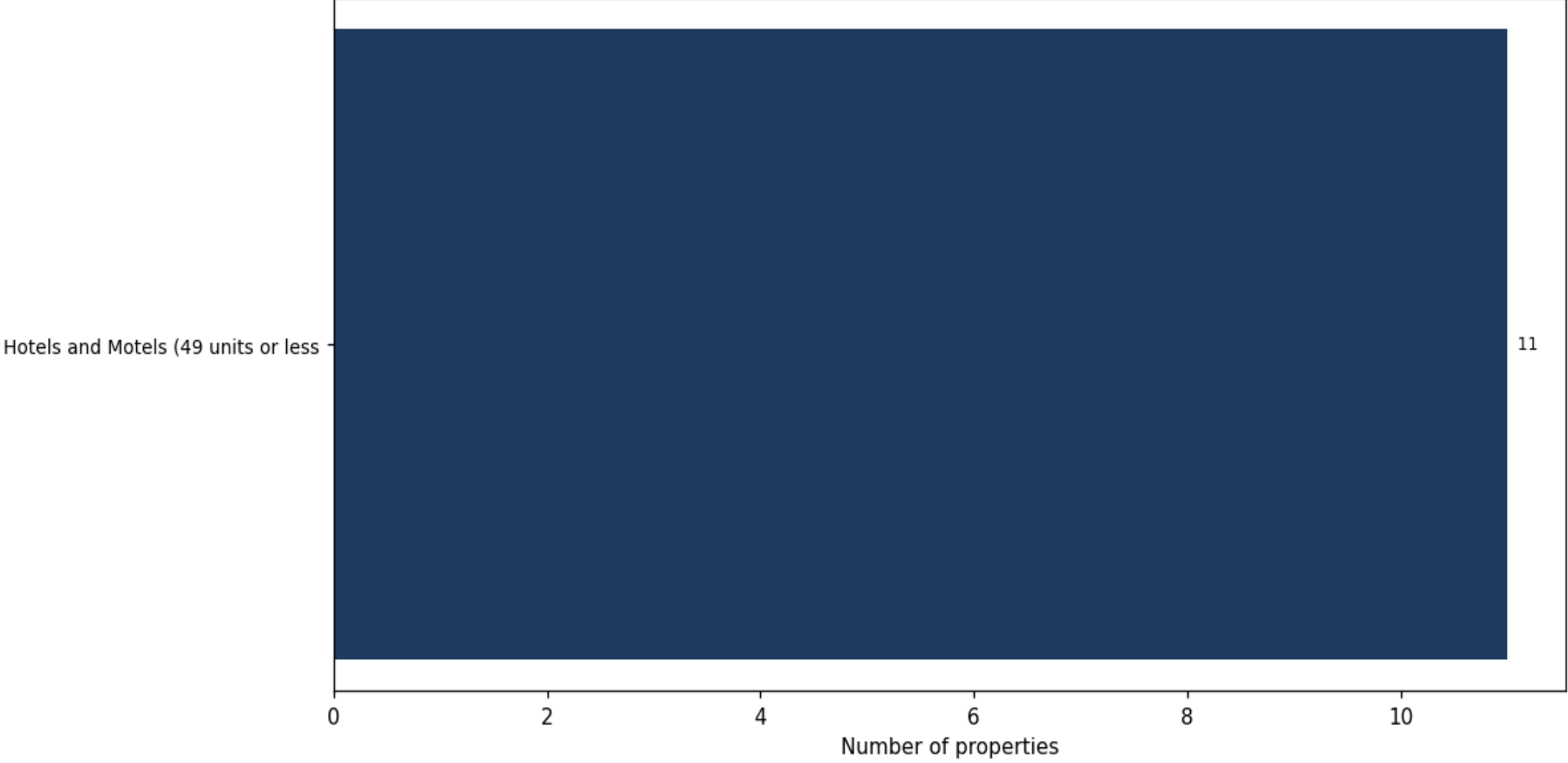
**Market value distribution (n=11, top 1% trimmed for readability)**



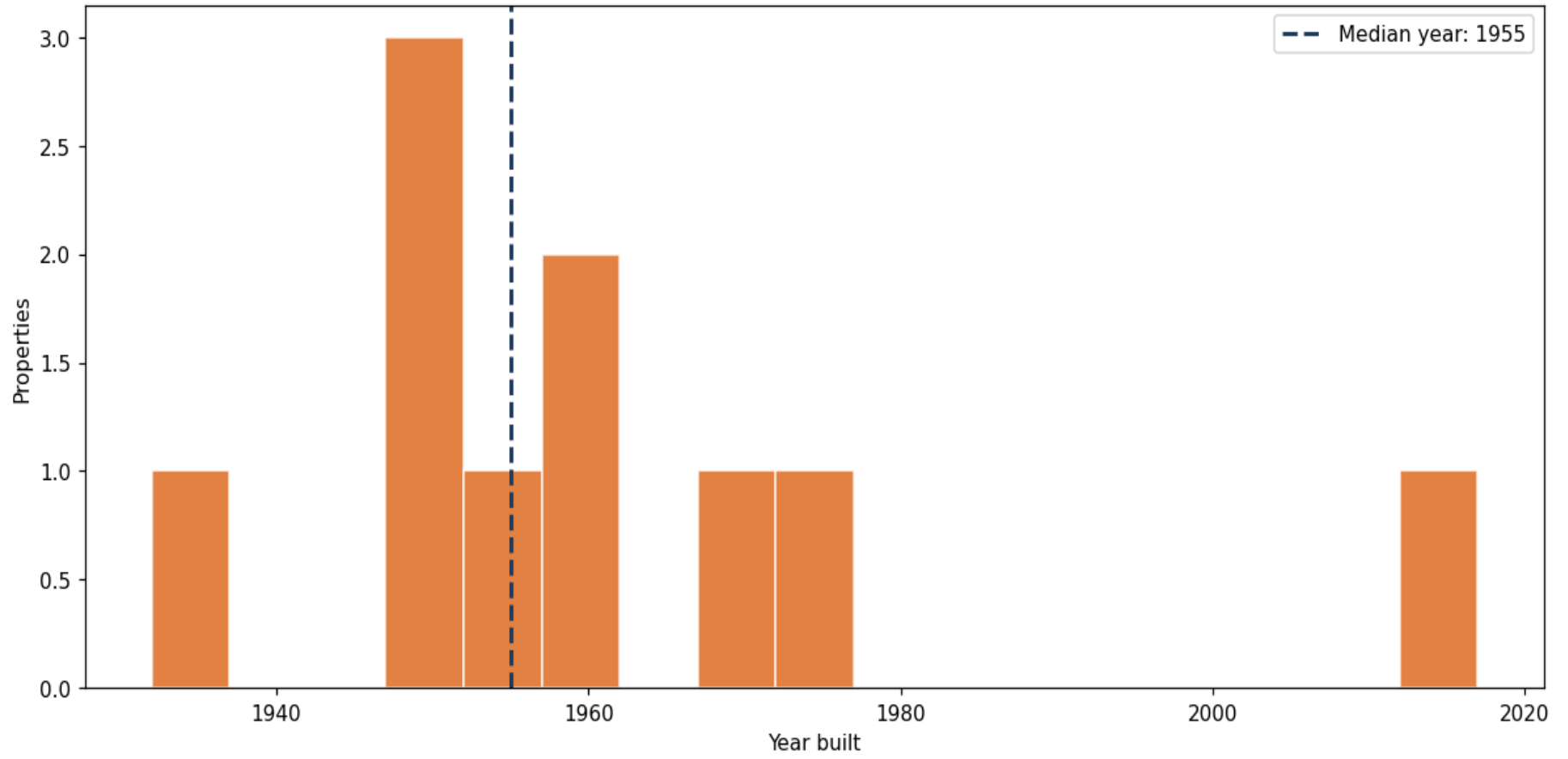
**Building size vs. market value (n=9, outliers trimmed)**



**Top property types by count**



**Year built distribution (5-year buckets)**



### Market value vs. assessed value (gap = untaxed appreciation)

