

# Pinellas Property Market Report

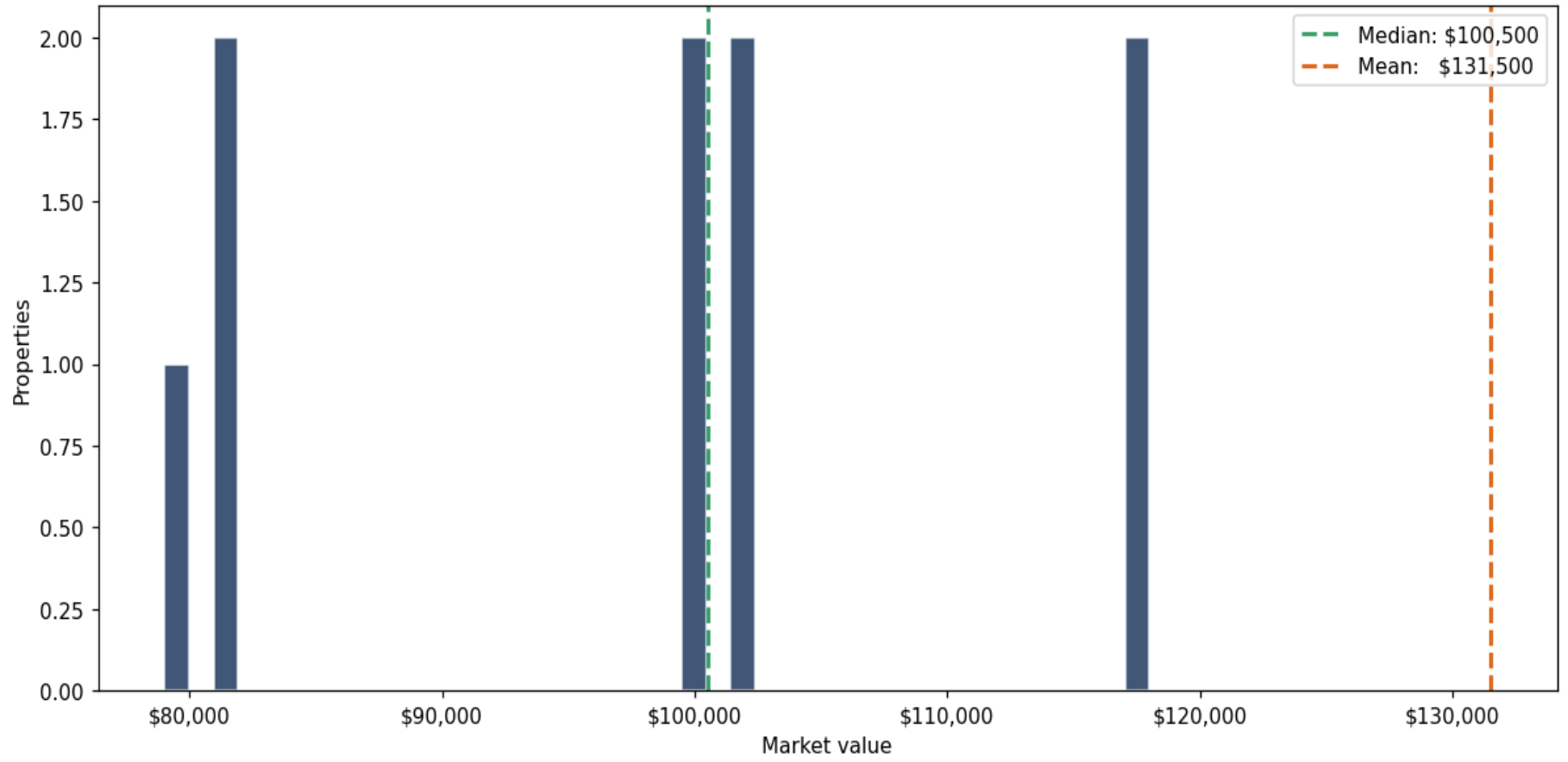
10 matching properties • June 01, 2025

Filters applied	Headline numbers
<b>City:</b> Madeira Beach	<b>Properties matched:</b> 10
<b>Property type:</b> Condo Office (Unit)	<b>Median market value:</b> \$101,500
	<b>Mean market value:</b> \$131,500
	<b>Min / Max:</b> \$79,000 / \$435,000
	<b>Mean square footage:</b> 891

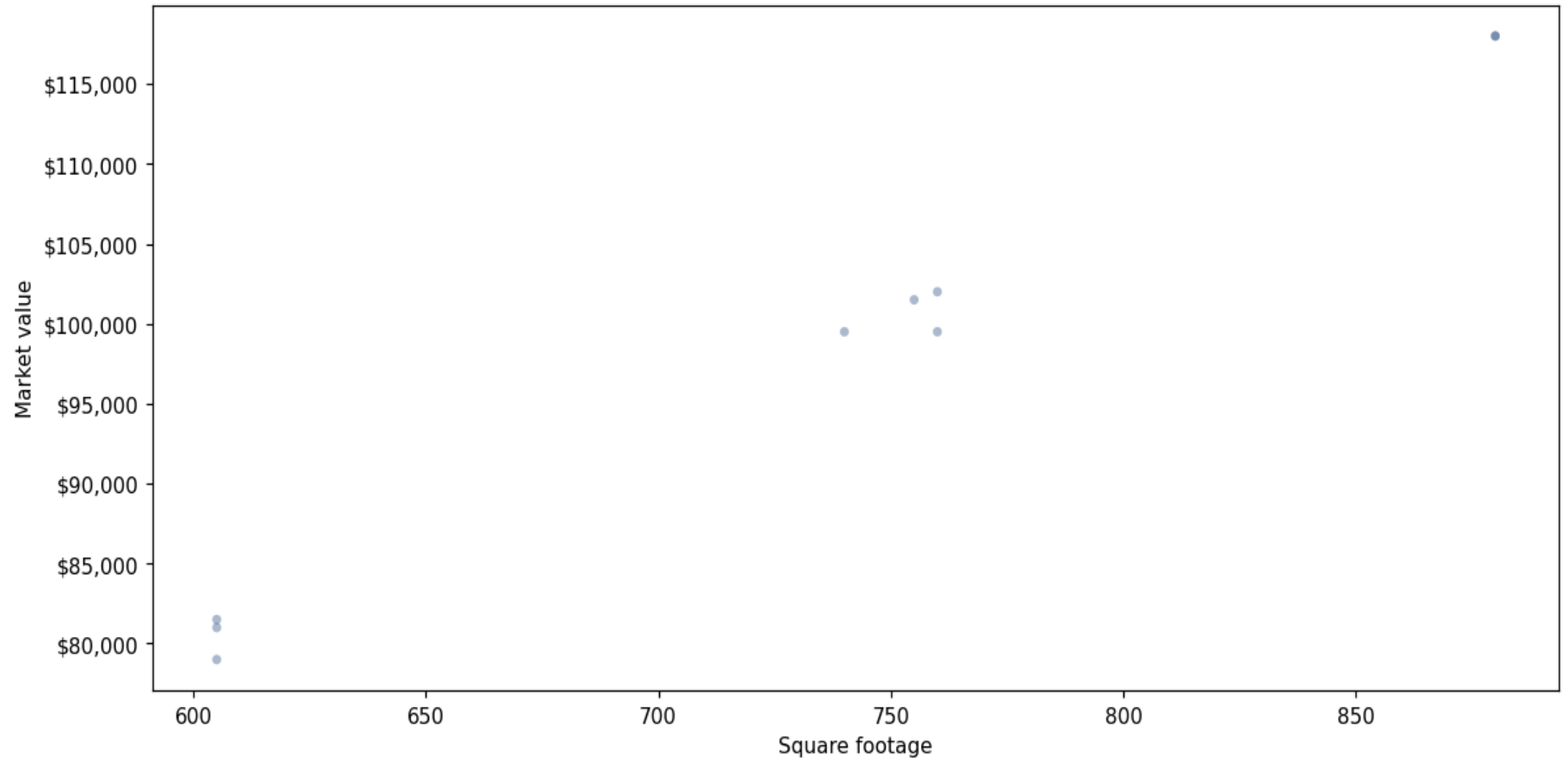
## Top 10 properties by market value

Address	City	Type	Market Value	Sq Ft	Year	Annual Tax
150 153RD AVE # 300	Madeira Beach	Condo Office (Unit)	\$435,000	2,320	1981	\$5,409
150 153RD AVE # J	Madeira Beach	Condo Office (Unit)	\$118,000	880	1981	\$2,052
150 153RD AVE # B	Madeira Beach	Condo Office (Unit)	\$118,000	880	1981	\$2,052
150 153RD AVE # K	Madeira Beach	Condo Office (Unit)	\$102,000	760	1981	\$1,772
150 153RD AVE # F	Madeira Beach	Condo Office (Unit)	\$101,500	755	1981	\$1,760
150 153RD AVE # E	Madeira Beach	Condo Office (Unit)	\$99,500	740	1981	\$1,725
150 153RD AVE # C	Madeira Beach	Condo Office (Unit)	\$99,500	760	1981	\$1,772
150 153RD AVE # A	Madeira Beach	Condo Office (Unit)	\$81,500	605	1981	\$1,410
150 153RD AVE # G	Madeira Beach	Condo Office (Unit)	\$81,000	605	1981	\$1,410
150 153RD AVE # D	Madeira Beach	Condo Office (Unit)	\$79,000	605	1981	\$1,410

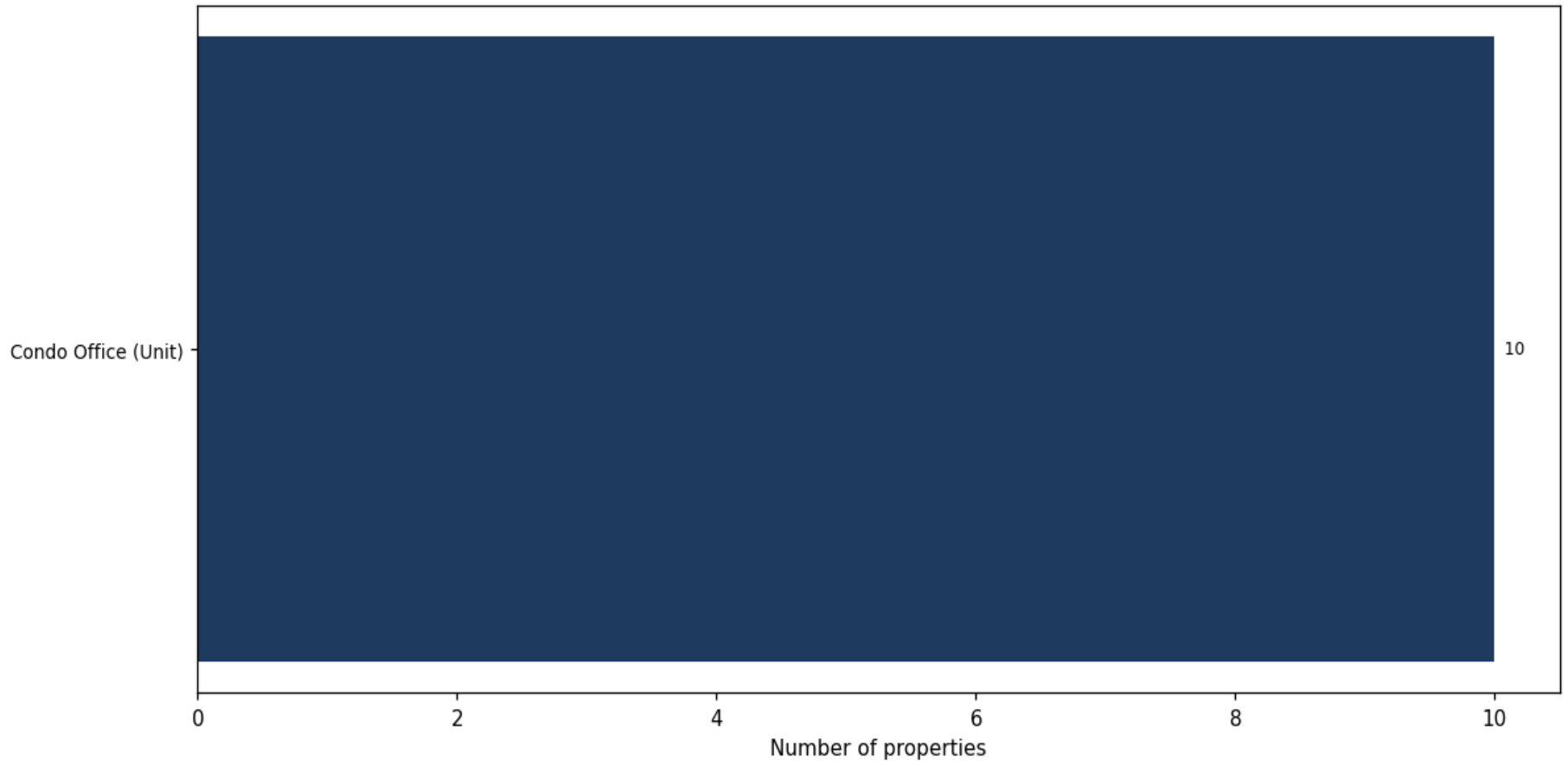
**Market value distribution (n=10, top 1% trimmed for readability)**



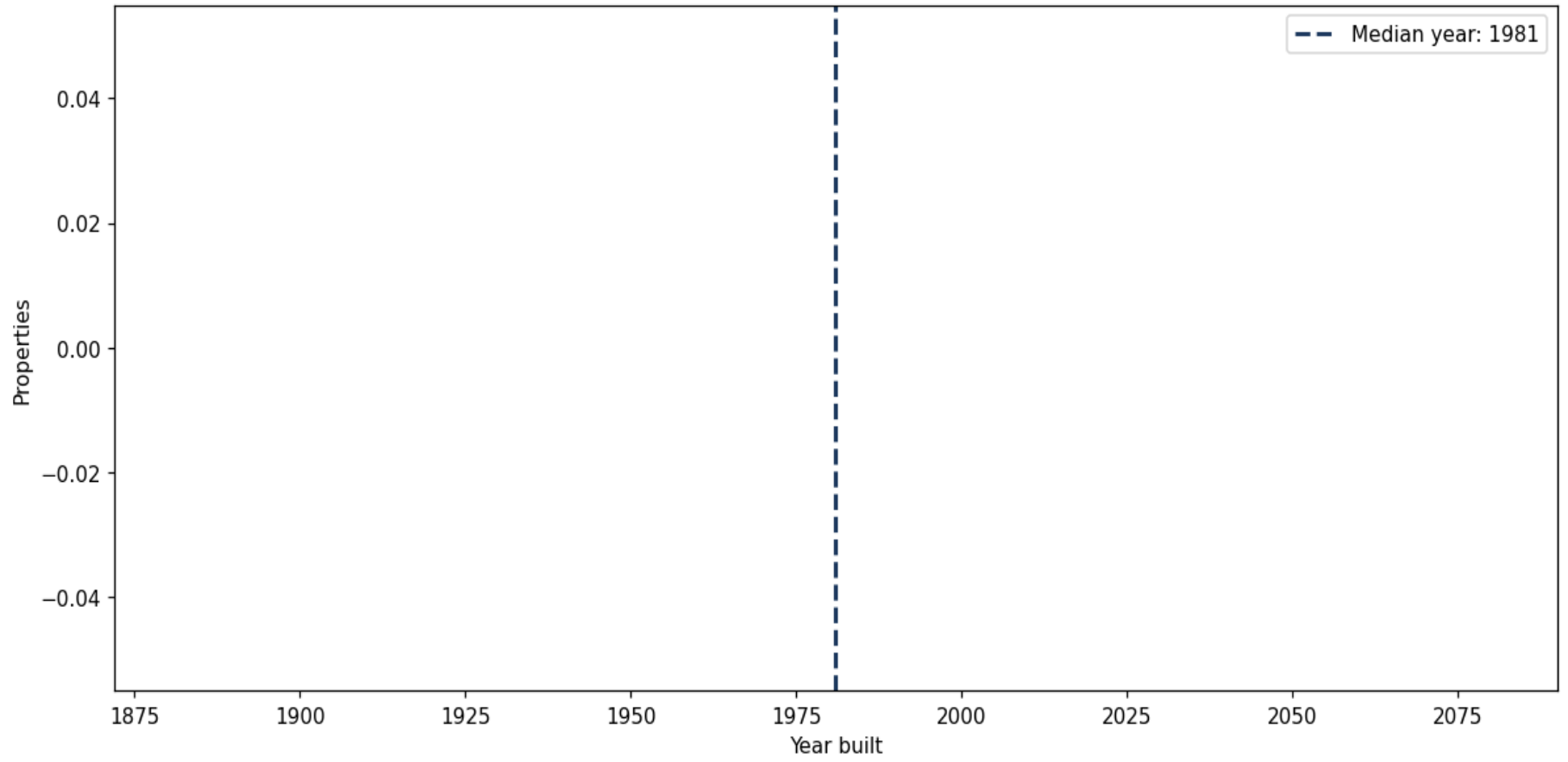
**Building size vs. market value (n=9, outliers trimmed)**



### Top property types by count



### Year built distribution (5-year buckets)



**Market value vs. assessed value (gap = untaxed appreciation)**

