

Pinellas Property Market Report

17 matching properties • May 31, 2026

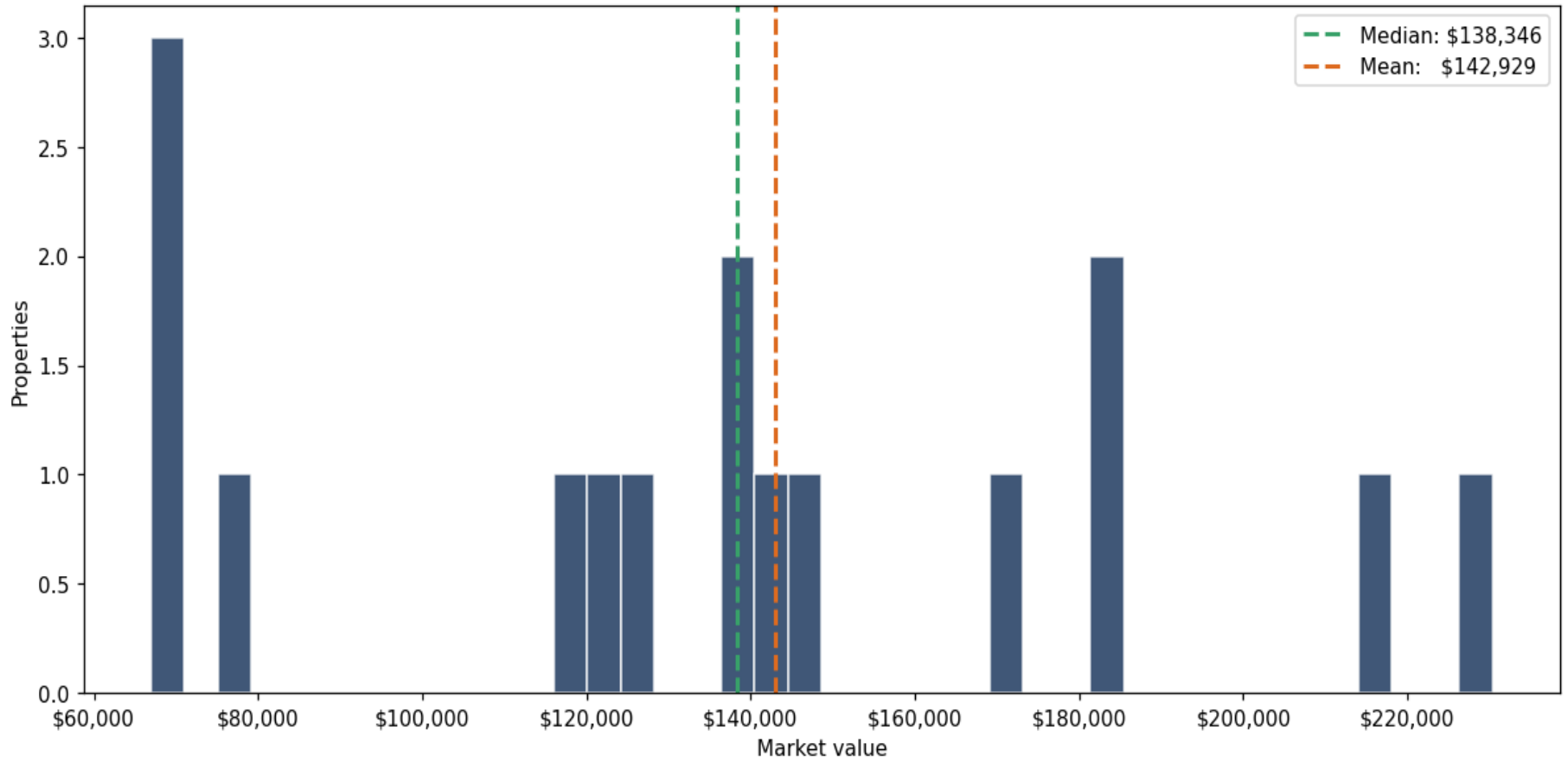
Filters applied	Headline numbers
City: Madeira Beach	Properties matched: 17
Property type: Condo Com Apartments	Median market value: \$138,346
	Mean market value: \$142,929
	Min / Max: \$66,950 / \$235,669
	Mean square footage: 440

Top 17 properties by market value

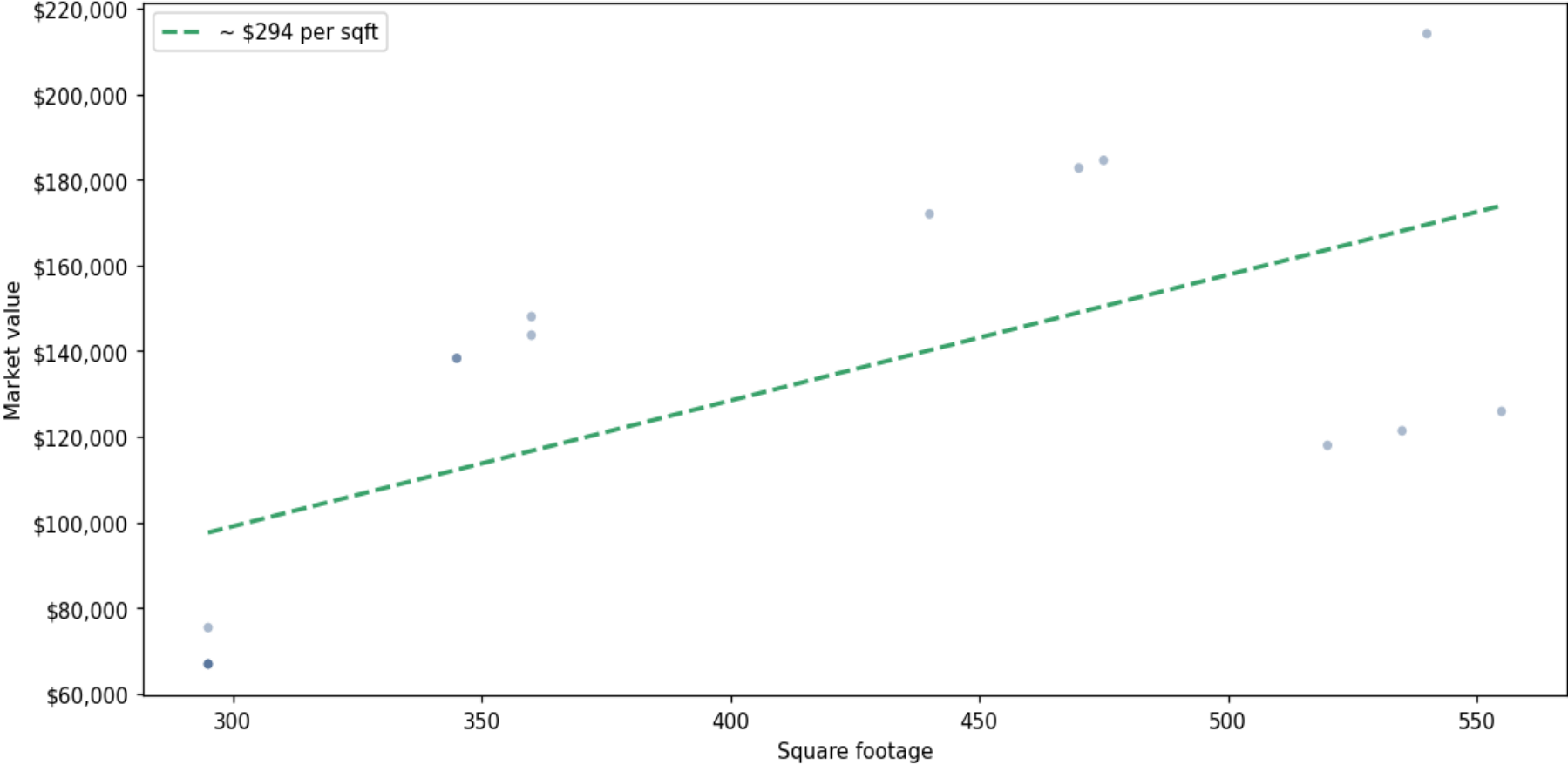
Address	City	Type	Market Value	Sq Ft	Year	Annual Tax
14715 GULF BLVD # 1	Madeira Beach	Condo Com Apartments	\$235,669	680	1934	\$3,281
14715 GULF BLVD # 6	Madeira Beach	Condo Com Apartments	\$230,357	670	1934	\$3,232
14715 GULF BLVD # 10	Madeira Beach	Condo Com Apartments	\$214,124	540	1934	\$2,605
14715 GULF BLVD # 7	Madeira Beach	Condo Com Apartments	\$184,586	475	1934	\$2,292
14715 GULF BLVD # 8	Madeira Beach	Condo Com Apartments	\$182,804	470	1934	\$2,268
14715 GULF BLVD # 9	Madeira Beach	Condo Com Apartments	\$172,046	440	1934	\$2,123
14715 GULF BLVD # 5	Madeira Beach	Condo Com Apartments	\$148,082	360	1934	\$1,737
14715 GULF BLVD # 3	Madeira Beach	Condo Com Apartments	\$143,741	360	1934	\$1,737
14715 GULF BLVD # 4	Madeira Beach	Condo Com Apartments	\$138,346	345	1934	\$1,665
14715 GULF BLVD # 2	Madeira Beach	Condo Com Apartments	\$138,346	345	1934	\$1,665
13711 GULF BLVD # 1	Madeira Beach	Condo Com Apartments	\$125,957	555	1947	\$3,844
13711 GULF BLVD # 2	Madeira Beach	Condo Com Apartments	\$121,418	535	1947	\$3,706
13711 GULF BLVD # 3	Madeira Beach	Condo Com Apartments	\$118,014	520	1947	\$3,602

Address	City	Type	Market Value	Sq Ft	Year	Annual Tax
13713 GULF BLVD # 7	Madeira Beach	Condo Com Apartments	\$75,450	295	1954	\$2,181
13713 GULF BLVD # 6	Madeira Beach	Condo Com Apartments	\$66,950	295	1954	\$2,043
13713 GULF BLVD # 5	Madeira Beach	Condo Com Apartments	\$66,950	295	1954	\$2,043
13713 GULF BLVD # 4	Madeira Beach	Condo Com Apartments	\$66,950	295	1954	\$2,043

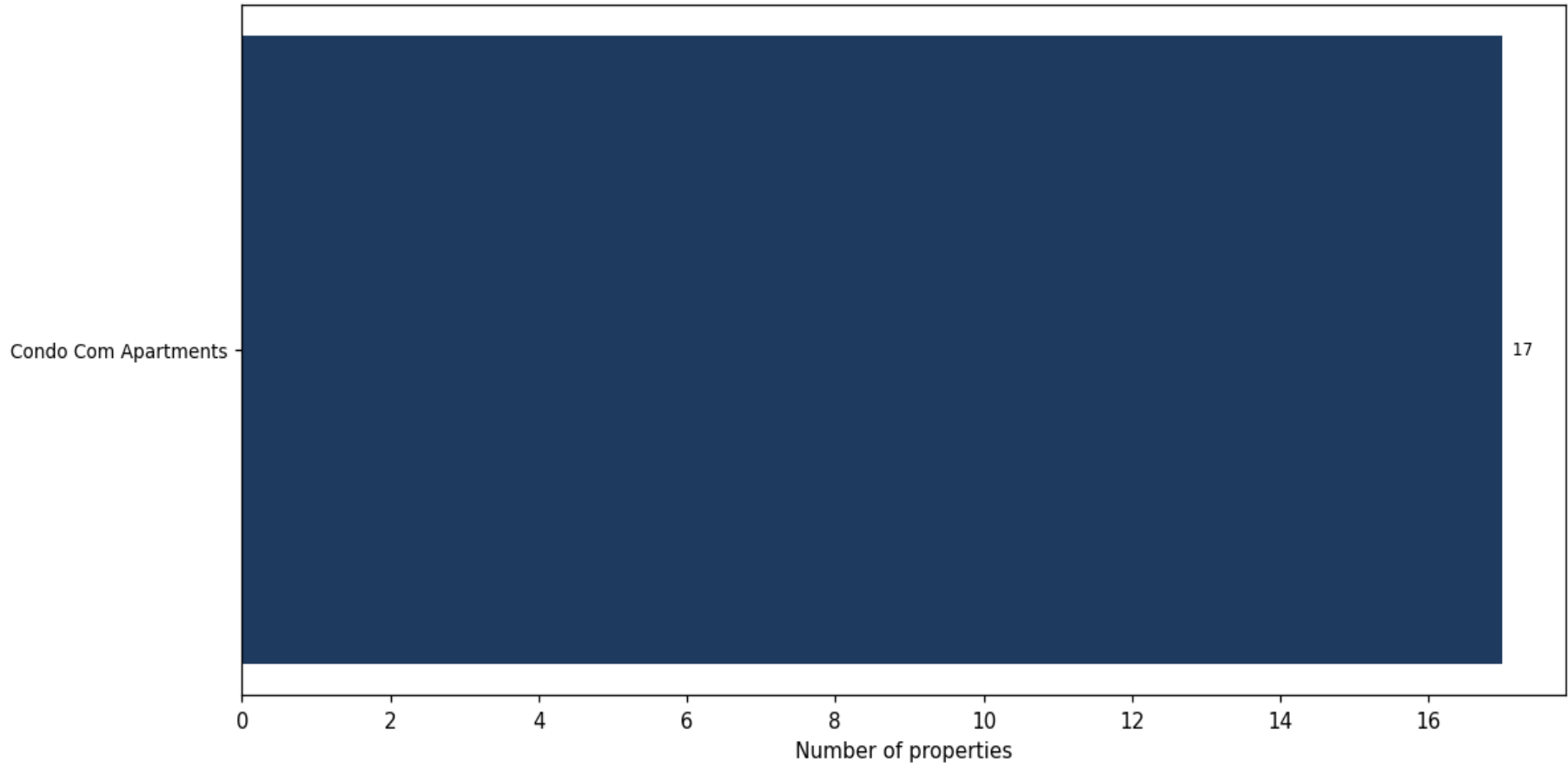
Market value distribution (n=17, top 1% trimmed for readability)



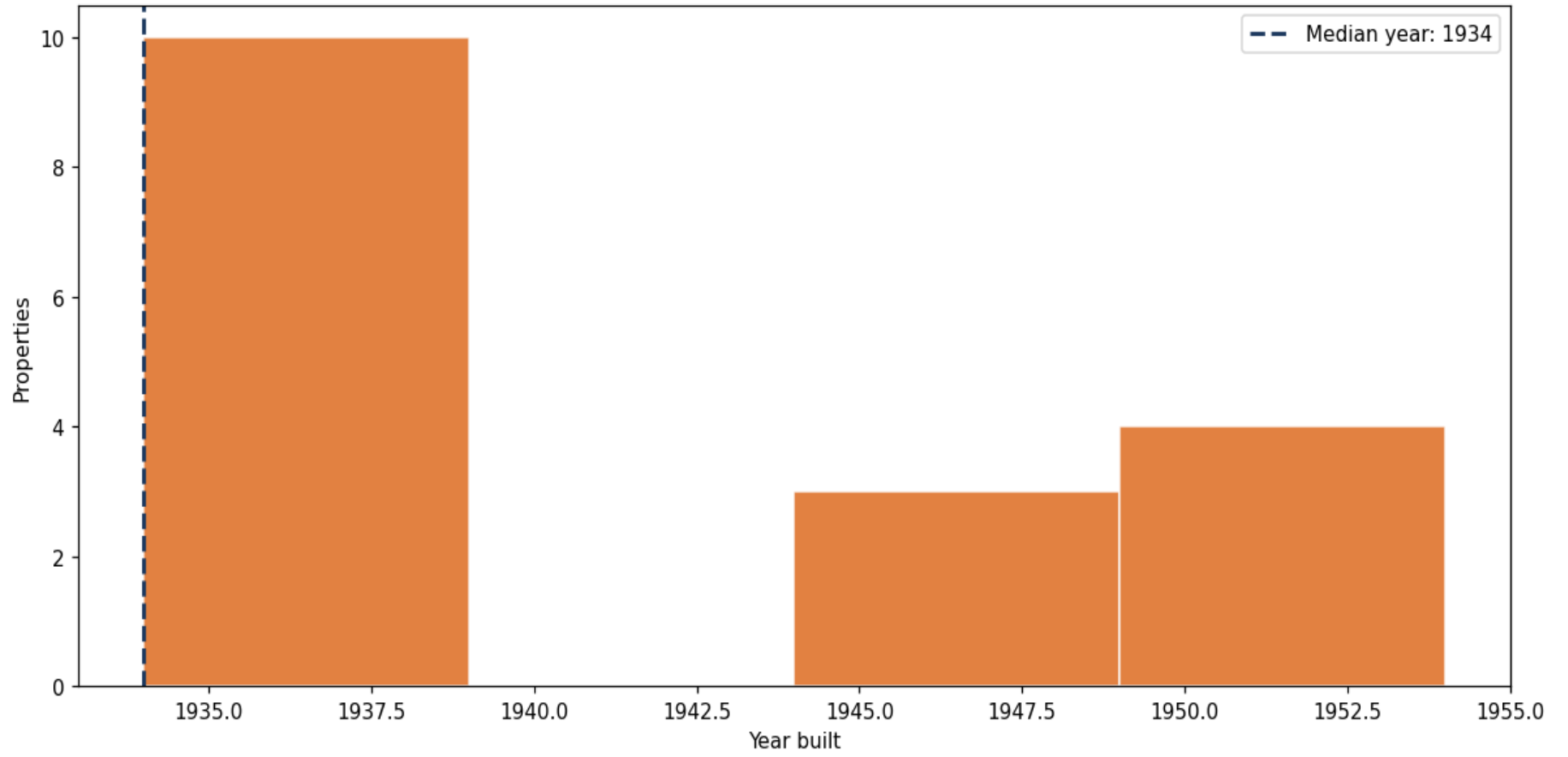
Building size vs. market value (n=15, outliers trimmed)



Top property types by count



Year built distribution (5-year buckets)



Market value vs. assessed value (gap = untaxed appreciation)

