

# Pinellas Property Market Report

4,110 matching properties • May 30, 2026

Filters applied	Headline numbers
City: Madeira Beach	Properties matched: 4,110
	Median market value: \$512,709
	Mean market value: \$640,103
	Min / Max: \$0 / \$23,222,494
	Mean square footage: 1,773

## Top 200 properties by market value

Address	City	Type	Market Value	Sq Ft	Year	Annual Tax
568 JOHNS PASS AVE	Madeira Beach	Vacant Residential Land	—			—
14810 1ST ST E	Madeira Beach	Single Family - more tha	—	1,468	1950	—
300 MUNICIPAL DR	Madeira Beach	City Gov't - Non-residen	\$23,222,494	29,644	2015	\$387,860
15015 MADEIRA WAY	Madeira Beach	Hotels and Motels (50 un	\$22,250,000	94,261	2020	\$246,826
15102 GULF BLVD	Madeira Beach	City Gov't - Non-residen	\$18,649,776	4,224	1945	\$310,729
591 TOM STUART CSWY	Madeira Beach	County Public Schools	\$18,409,726	156,393	1959	\$291,329
601 AMERICAN LEGION DR	Madeira Beach	Hotels and Motels (50 un	\$15,150,000	63,884	2015	\$246,177
12850 GULF LN	Madeira Beach	Vacant Commercial Land w	\$12,941,712			\$215,025
674 WELCH CSWY	Madeira Beach	Neighborhood Shopping Ce	\$11,770,000	55,391	2014	\$191,201
503 150TH AVE	Madeira Beach	Marina - Boat Storage (H	\$8,550,000	3,979	2011	\$142,306
14400 GULF BLVD	Madeira Beach	County Gov't - Non-resid	\$8,479,941	382	1982	\$141,538
4319 DUHME RD	Madeira Beach	Mini-Storage Warehouse	\$7,650,000	71,832	1999	\$129,900
15100 MUNICIPAL DR	Madeira Beach	Neighborhood Shopping Ce	\$6,000,000	65,384	1974	\$100,628

Address	City	Type	Market Value	Sq Ft	Year	Annual Tax
13220 GULF BLVD # 1	Madeira Beach	Hotel (Land Condo)	\$5,500,000	21,135	1994	\$89,195
13536 GULF BLVD	Madeira Beach	Timeshare	\$4,980,000	11,229	1984	\$80,762
13070 GULF LN	Madeira Beach	Timeshare	\$4,662,500	44,021	1985	\$75,613
13220 GULF BLVD # 2	Madeira Beach	Hotel (Land Condo)	\$4,625,000	47,669	2019	\$75,005
150TH AVE	Madeira Beach	Park Land - Public Park,	\$4,293,922			\$69,727
14230 GULF BLVD	Madeira Beach	Hotels and Motels (49 un	\$4,250,000	15,042	2015	\$74,356
600 AMERICAN LEGION DR	Madeira Beach	Club, Lodge, Union Hall,	\$4,243,354	10,120	1959	\$70,296
194 BOARDWALK PL E	Madeira Beach	Restaurant, Cafeteria	\$4,225,000	5,750	1984	\$68,518
555 150TH AVE	Madeira Beach	Vacant City Government	\$4,150,000			\$210,051
497 JOHNS PASS AVE	Madeira Beach	Single Family Home	\$3,997,222	4,417	2005	\$62,342
15101 GULF BLVD	Madeira Beach	Single Building Store	\$3,800,000	16,157	2015	\$63,490
557 JOHNS PASS AVE	Madeira Beach	Single Family Home	\$3,733,828	5,117	2006	\$46,571
14995 GULF BLVD	Madeira Beach	Strip Store - (2 or more	\$3,600,000	18,237	1989	\$60,004
14109 N BAYSHORE DR # 9	Madeira Beach	Apartments (5-9 units)	\$3,450,000	13,170	1998	\$55,949
14080 GULF BLVD	Madeira Beach	Restaurant, Cafeteria	\$3,435,000	5,336	2021	\$57,814
555 JOHNS PASS AVE	Madeira Beach	Single Family Home	\$3,388,541	4,150	2008	\$52,901
13303 GULF LN	Madeira Beach	Single Family Home	\$3,365,287	3,902	1990	\$53,147
541 JOHNS PASS AVE	Madeira Beach	Single Family Home	\$3,327,562	4,626	2017	\$50,732
565 JOHNS PASS AVE	Madeira Beach	Single Family Home	\$3,303,740	5,883	2023	\$51,668
526 JOHNS PASS AVE	Madeira Beach	Single Family Home	\$3,282,592	4,444	2008	\$51,303
710 WELCH CSWY	Madeira Beach	Single Building Store	\$3,275,000	14,740	2013	\$53,111
582 CRYSTAL DR	Madeira Beach	Single Family Home	\$3,225,831	3,070	2023	\$47,676
507 JOHNS PASS AVE	Madeira Beach	Single Family Home	\$3,196,051	4,007	1991	\$50,915
506 LILLIAN DR	Madeira Beach	Single Family Home	\$3,162,888	5,002	2007	\$50,491
914 BAY POINT DR	Madeira Beach	Single Family Home	\$3,151,045	3,906	2019	\$48,993

Address	City	Type	Market Value	Sq Ft	Year	Annual Tax
495 137TH AVENUE CIR	Madeira Beach	Church, Church School, C	\$3,109,041	12,989	1938	\$50,345
14711 GULF BLVD	Madeira Beach	Hotels and Motels (49 un	\$3,100,000	12,061	1958	\$46,219
13423 GULF LN	Madeira Beach	Single Family Home	\$3,068,469	3,146	2002	\$48,807
13255 GULF LN	Madeira Beach	Single Family Home	\$3,066,504	3,118	2000	\$48,171
913 BAY POINT DR	Madeira Beach	Single Family Home	\$3,059,077	5,050	2017	\$47,341
12941 VILLAGE BLVD	Madeira Beach	Strip Store - (2 or more	\$3,045,000	16,600	1949	\$51,003
14200 GULF BLVD	Madeira Beach	Hotels and Motels (49 un	\$3,025,000	17,030	1976	\$51,246
576 CRYSTAL DR	Madeira Beach	Single Family Home	\$3,023,719	5,158	2004	\$47,319
15335 HARBOR DR	Madeira Beach	Single Family Home	\$3,022,149	4,293	2020	\$47,337
13642 GULF BLVD	Madeira Beach	Vacant Commercial Land	\$3,008,220			\$50,612
13306 GULF BLVD	Madeira Beach	Single Family Home	\$2,852,658	3,402	2006	\$43,399
851 BAY POINT DR	Madeira Beach	Single Family Home	\$2,838,749	4,245	2001	\$44,525
504 LILLIAN DR	Madeira Beach	Single Family Home	\$2,827,061	5,864	1969	\$45,095
882 BAY POINT DR	Madeira Beach	Single Family Home	\$2,826,895	3,874	2024	\$44,854
820 BAY POINT DR	Madeira Beach	Single Family Home	\$2,823,756	4,077	2024	\$44,922
831 BAY POINT DR	Madeira Beach	Single Family Home	\$2,811,836	4,288	2024	\$44,519
520 JOHNS PASS AVE	Madeira Beach	Single Family Home	\$2,749,554	4,968	2005	\$42,869
14805 GULF BLVD	Madeira Beach	Financial Institution	\$2,730,000	4,580	1993	\$44,273
15408 GULF BLVD	Madeira Beach	Duplex-Triplex-Fourplex	\$2,700,000	4,619	1964	\$43,786
580 JOHNS PASS AVE	Madeira Beach	Single Family Home	\$2,688,352	4,482	2000	\$42,288
872 BAY POINT DR	Madeira Beach	Single Family Home	\$2,641,916	4,257	2004	\$42,334
754 PRUITT DR	Madeira Beach	Single Family Home	\$2,636,925	4,152	2024	\$41,633
843 BAY POINT DR	Madeira Beach	Single Family Home	\$2,617,254	4,156	2021	\$40,410
112 BOARDWALK PL	Madeira Beach	Strip Store - (2 or more	\$2,615,000	5,720	1981	\$44,516
GULF BLVD	Madeira Beach	Vacant Commercial Land w	\$2,608,357			\$43,282

Address	City	Type	Market Value	Sq Ft	Year	Annual Tax
14010 GULF BLVD # 201	Madeira Beach	Condominium	\$2,588,781	3,034	2015	\$35,120
501 LILLIAN DR	Madeira Beach	Single Family Home	\$2,540,137	3,794	2007	\$39,528
505 JOHNS PASS AVE	Madeira Beach	Single Family Home	\$2,539,290	4,230	2005	\$40,267
14010 GULF BLVD # 402	Madeira Beach	Condominium	\$2,527,234	3,011	2015	\$34,368
12901 VILLAGE BLVD	Madeira Beach	Strip Store - (2 or more	\$2,525,000	18,113	1981	\$40,948
13015 VILLAGE BLVD	Madeira Beach	Strip Store - (2 or more	\$2,525,000	9,736	1949	\$42,976
14010 GULF BLVD # 303	Madeira Beach	Condominium	\$2,508,952	3,011	2015	\$34,291
14046 GULF BLVD	Madeira Beach	Vacant Residential - lot	\$2,500,525			\$39,360
15322 HARBOR DR	Madeira Beach	Single Family Home	\$2,497,911	4,242	2007	\$35,731
13600 GULF BLVD # 700A	Madeira Beach	Condominium	\$2,485,890	3,186	2007	\$36,207
821 BAY POINT DR	Madeira Beach	Single Family Home	\$2,476,768	3,308	2007	\$34,523
429 BOCA CIEGA DR	Madeira Beach	Single Family Home	\$2,466,547	2,690	2008	\$37,489
736 PRUITT DR	Madeira Beach	Single Family Home	\$2,458,443	3,750	2009	\$38,660
823 BAY POINT DR	Madeira Beach	Single Family Home	\$2,445,199	3,394	2007	\$37,903
14010 GULF BLVD # 404	Madeira Beach	Condominium	\$2,439,559	3,034	2015	\$32,815
14010 GULF BLVD # 401	Madeira Beach	Condominium	\$2,439,559	3,034	2015	\$32,815
13213 GULF LN	Madeira Beach	Duplex-Triplex-Fourplex	\$2,430,000	3,223	1959	\$46,219
14010 GULF BLVD # 301	Madeira Beach	Condominium	\$2,415,610	3,034	2015	\$32,660
14010 GULF BLVD # 304	Madeira Beach	Condominium	\$2,415,610	3,034	2015	\$32,660
905 BAY POINT DR	Madeira Beach	Single Family Home	\$2,412,464	3,384	2017	\$37,736
14010 GULF BLVD # 202	Madeira Beach	Condominium	\$2,382,800	3,011	2015	\$31,746
14010 GULF BLVD # 203	Madeira Beach	Condominium	\$2,382,800	3,011	2015	\$31,746
14010 GULF BLVD # 403	Madeira Beach	Condominium	\$2,382,800	3,011	2015	\$31,900
840 BAY POINT DR	Madeira Beach	Single Family Home	\$2,372,865	3,897	2022	\$37,670
14010 GULF BLVD # 302	Madeira Beach	Condominium	\$2,360,861	3,011	2015	\$31,746

Address	City	Type	Market Value	Sq Ft	Year	Annual Tax
4300 DUHME RD	Madeira Beach	General Office Bldg - mu	\$2,355,000	20,367	1979	\$38,273
13630 GULF BLVD # 700C	Madeira Beach	Condominium	\$2,354,341	3,186	2007	\$34,480
13620 GULF BLVD # 700B	Madeira Beach	Condominium	\$2,354,341	3,186	2007	\$34,466
15324 HARBOR DR	Madeira Beach	Single Family Home	\$2,344,222	4,181	2013	\$36,199
13620 GULF BLVD # 600B	Madeira Beach	Condominium	\$2,329,192	3,186	2007	\$34,085
13630 GULF BLVD # 600C	Madeira Beach	Condominium	\$2,329,192	3,186	2007	\$34,085
13630 GULF BLVD # 500C	Madeira Beach	Condominium	\$2,329,192	3,186	2007	\$33,813
13600 GULF BLVD # 600A	Madeira Beach	Condominium	\$2,329,192	3,186	2007	\$34,085
13620 GULF BLVD # 500B	Madeira Beach	Condominium	\$2,305,978	3,186	2007	\$33,786
13600 GULF BLVD # 500A	Madeira Beach	Condominium	\$2,305,978	3,186	2007	\$33,786
14240 GULF BLVD	Madeira Beach	Hotels and Motels (49 un	\$2,300,000	7,568		\$39,002
200 MUNICIPAL DR	Madeira Beach	City Gov't - Non-residen	\$2,298,411	11,310	1965	\$37,370
537 JOHNS PASS AVE	Madeira Beach	Single Family Home	\$2,294,900	4,686	2024	\$40,477
903 BAY POINT DR	Madeira Beach	Single Family Home	\$2,294,458	3,480	2008	\$36,045
550 NORMANDY RD	Madeira Beach	Single Family Home	\$2,292,212	4,080	2006	\$36,628
14111 E PARSLEY DR	Madeira Beach	Club, Lodge, Union Hall,	\$2,289,284	8,867	1948	\$37,407
13620 GULF BLVD # 400B	Madeira Beach	Condominium	\$2,284,697	3,186	2007	\$33,324
13600 GULF BLVD # 400A	Madeira Beach	Condominium	\$2,284,697	3,186	2007	\$33,324
13630 GULF BLVD # 400C	Madeira Beach	Condominium	\$2,284,697	3,186	2007	\$33,324
13301 GULF LN	Madeira Beach	Single Family - more tha	\$2,279,512	3,451	1938	\$36,084
13620 GULF BLVD # 200B	Madeira Beach	Condominium	\$2,264,677	3,186	2007	\$33,187
13630 GULF BLVD # 200C	Madeira Beach	Condominium	\$2,264,677	3,186	2007	\$33,187
13630 GULF BLVD # 300C	Madeira Beach	Condominium	\$2,261,483	3,186	2007	\$33,133
13600 GULF BLVD # 300A	Madeira Beach	Condominium	\$2,261,483	3,186	2007	\$33,133
756 PRUITT DR	Madeira Beach	Single Family Home	\$2,260,074	3,239	2008	\$35,670

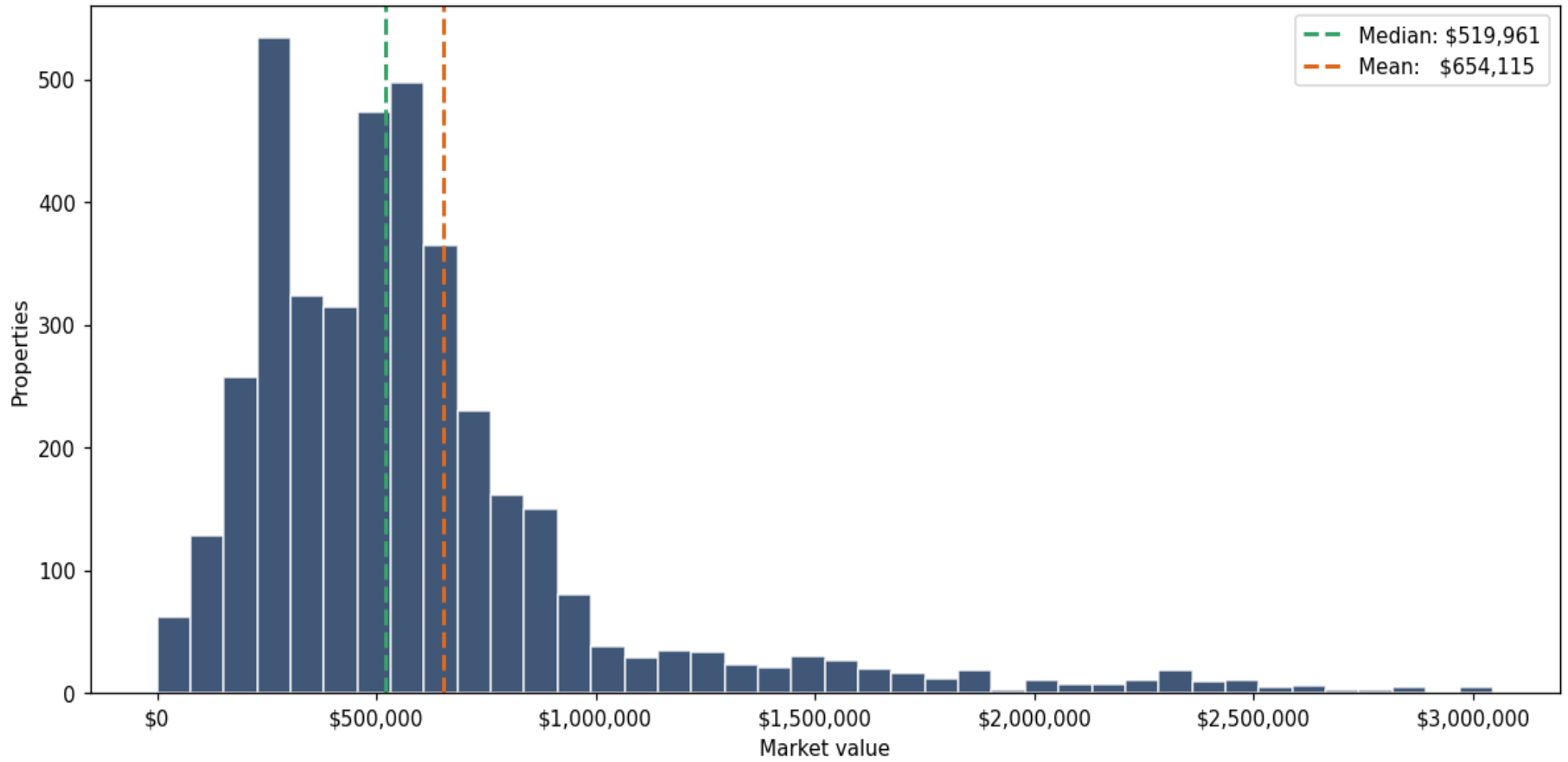
Address	City	Type	Market Value	Sq Ft	Year	Annual Tax
848 BAY POINT DR	Madeira Beach	Single Family Home	\$2,247,508	3,384	2007	\$35,261
150 131ST AVE W	Madeira Beach	Single Family Home	\$2,241,715	2,924	1989	\$35,721
827 BAY POINT DR	Madeira Beach	Single Family Home	\$2,239,420	2,834	2020	\$35,250
239 144TH AVE	Madeira Beach	Single Family Home	\$2,236,339	3,040	2017	\$34,731
829 BAY POINT DR	Madeira Beach	Single Family Home	\$2,222,208	3,004	2006	\$34,156
14021 N BAYSHORE DR	Madeira Beach	Single Family Home	\$2,192,632	3,558	2018	\$34,567
235 144TH AVE	Madeira Beach	Single Family Home	\$2,182,800	3,354	2024	\$34,654
519 JOHNS PASS AVE	Madeira Beach	Single Family Home	\$2,179,666	2,540	2015	\$35,631
12901 GULF BLVD	Madeira Beach	Club, Lodge, Union Hall,	\$2,179,570	6,692	1954	\$37,554
13201 GULF LN	Madeira Beach	Single Family Home	\$2,164,651	1,890	1981	\$34,361
14101 E PARSLEY DR	Madeira Beach	Single Family Home	\$2,163,728	3,346	2023	\$33,407
243 144TH AVE E	Madeira Beach	Single Family Home	\$2,140,807	3,057	2023	\$33,526
15045 MADEIRA WAY	Madeira Beach	Strip Store - (2 or more	\$2,125,000	8,938	1952	\$34,462
15459 2ND ST E	Madeira Beach	Single Family Home	\$2,121,610	2,281	2019	\$32,957
808 BAY POINT DR	Madeira Beach	Single Family Home	\$2,115,356	3,518	2010	\$33,463
718 SUNSET CV	Madeira Beach	Single Family Home	\$2,113,418	3,189	2022	\$33,284
904 BAY POINT DR	Madeira Beach	Single Family Home	\$2,110,939	3,135	2002	\$33,509
378 145TH AVE E	Madeira Beach	Single Family Home	\$2,079,270	3,240	2023	\$32,054
13910 GULF BLVD # 302	Madeira Beach	Condominium	\$2,071,712	3,825	1999	\$30,512
325 140TH AVE E	Madeira Beach	Single Family Home	\$2,043,629	4,170	2016	\$32,069
14209 E PARSLEY DR	Madeira Beach	Single Family Home	\$2,037,527	3,175	2019	\$31,436
853 BAY POINT DR	Madeira Beach	Single Family Home	\$2,034,100	2,211	2018	\$40,582
551 JOHNS PASS AVE	Madeira Beach	Single Family Home	\$2,021,112	2,464	1998	\$31,659
GULF BLVD	Madeira Beach	Vacant Commercial Land w	\$2,012,350			\$33,849
13205 GULF BLVD	Madeira Beach	Marina - Boat Storage (H	\$2,000,000	4,689	2009	\$33,407

Address	City	Type	Market Value	Sq Ft	Year	Annual Tax
860 BAY POINT DR	Madeira Beach	Single Family Home	\$1,996,012	3,108	2018	\$32,431
505 LILLIAN DR	Madeira Beach	Single Family Home	\$1,989,060	3,517	2011	\$31,841
720 SUNSET CV	Madeira Beach	Single Family Home	\$1,984,407	3,474	2008	\$30,922
317 140TH AVE N	Madeira Beach	Single Family Home	\$1,984,218	2,454	2017	\$30,369
907 BAY POINT DR	Madeira Beach	Single Family Home	\$1,979,603	3,840	2015	\$31,740
371 144TH AVE	Madeira Beach	Single Family Home	\$1,934,777	2,684	2024	\$30,613
850 BAY POINT DR	Madeira Beach	Single Family Home	\$1,933,705	2,628	2020	\$30,085
13620 GULF BLVD # 300B	Madeira Beach	Condominium	\$1,913,680	3,186	2007	\$33,133
13700 GULF BLVD # 400	Madeira Beach	Condominium	\$1,898,793	4,509	2017	\$33,172
373 144TH AVE	Madeira Beach	Single Family Home	\$1,895,171	3,467	2023	\$29,586
499 CRYSTAL DR	Madeira Beach	Single Family Home	\$1,893,539	3,159	2005	\$29,730
352 145TH AVE E	Madeira Beach	Single Family Home	\$1,871,372	3,722	2024	\$33,376
878 BAY POINT DR	Madeira Beach	Single Family Home	\$1,867,471	3,088	2011	\$30,223
15326 HARBOR DR	Madeira Beach	Single Family Home	\$1,866,606	2,686	2023	\$29,604
532 JOHNS PASS AVE	Madeira Beach	Single Family Home	\$1,866,478	3,699	2003	\$29,987
13009 BOCA CIEGA AVE	Madeira Beach	Single Family Home	\$1,862,874	3,372	1998	\$28,995
876 BAY POINT DR	Madeira Beach	Single Family Home	\$1,860,534	3,029	2003	\$29,971
15320 GULF BLVD	Madeira Beach	Planned Unit Development	\$1,860,364	2,444	1993	\$29,084
580 CRYSTAL DR	Madeira Beach	Single Family Home	\$1,859,303	3,806	2021	\$36,723
854 BAY POINT DR	Madeira Beach	Single Family Home	\$1,857,194	2,683	2007	\$28,519
14306 GULF BLVD	Madeira Beach	Single Family Home	\$1,857,156	1,550	1979	\$29,160
521 JOHNS PASS AVE	Madeira Beach	Single Family Home	\$1,853,013	3,117	1996	\$30,490
13141 GULF LN	Madeira Beach	Duplex-Triplex-Fourplex	\$1,850,000	1,272	1938	\$30,813
14190 W PARSLEY DR	Madeira Beach	Single Family Home	\$1,848,185	2,871	2015	\$30,090
12850 VILLAGE BLVD	Madeira Beach	Single Building Store	\$1,845,000	7,174	2004	\$30,651

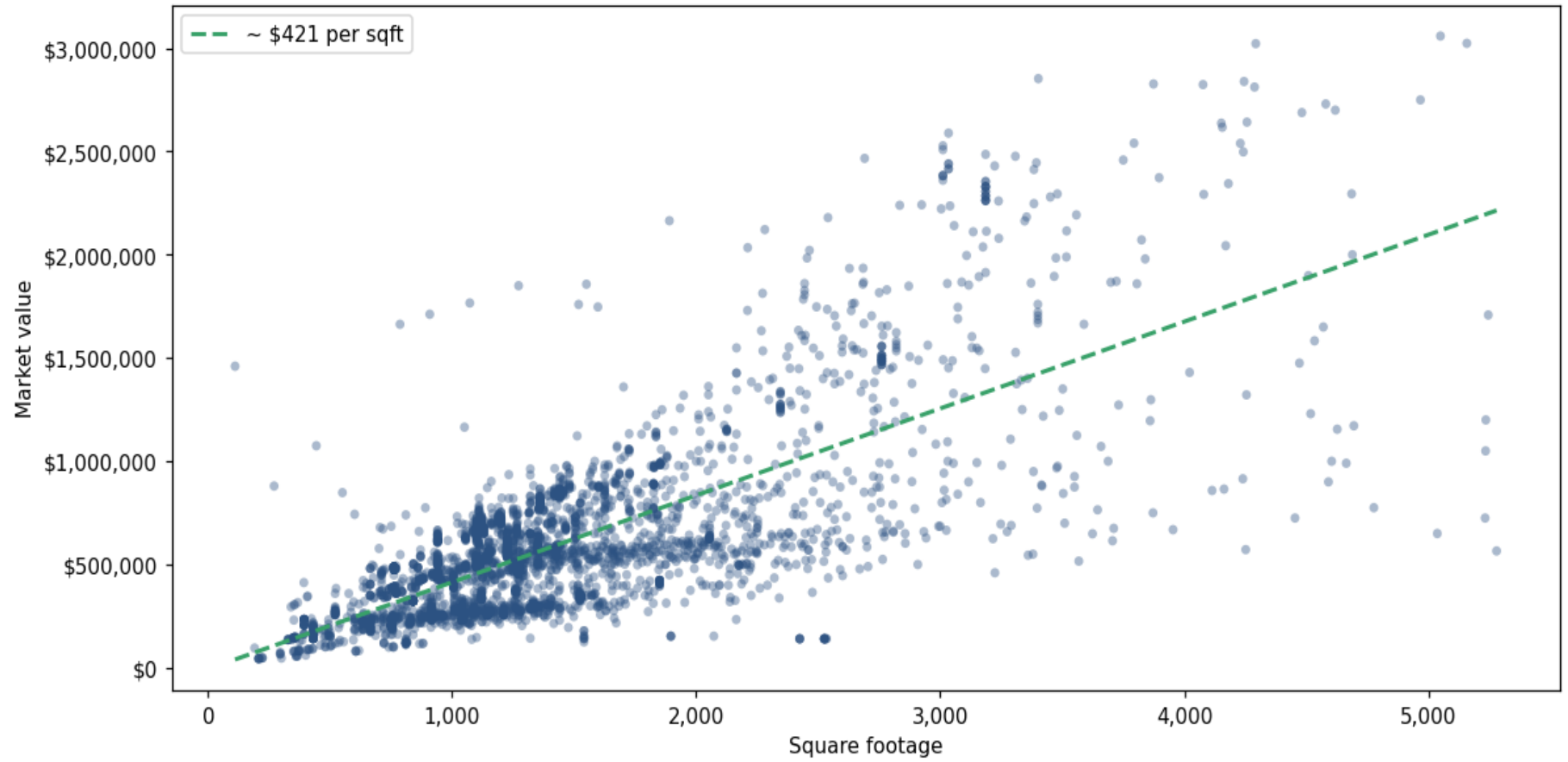
Address	City	Type	Market Value	Sq Ft	Year	Annual Tax
13062 GULF LN	Madeira Beach	Duplex-Triplex-Fourplex	\$1,830,000	2,781	1952	\$29,677
15322 GULF BLVD	Madeira Beach	Planned Unit Development	\$1,826,409	2,444	1993	\$28,320
910 BAY POINT DR	Madeira Beach	Single Family Home	\$1,816,324	2,750	1999	\$28,975
13517 1ST ST E	Madeira Beach	Single Family Home	\$1,813,185	2,272	2017	\$27,646
15330 GULF BLVD	Madeira Beach	Planned Unit Development	\$1,806,255	2,444	1992	\$28,387
856 BAY POINT DR	Madeira Beach	Single Family Home	\$1,784,720	2,439	2002	\$26,104
13417 GULF LN	Madeira Beach	Single Family Home	\$1,766,252	1,072	1941	\$27,772
900 BAY POINT DR	Madeira Beach	Single Family Home	\$1,765,320	2,649	2001	\$28,449
908 BAY POINT DR	Madeira Beach	Single Family Home	\$1,762,689	2,639	2000	\$28,303
15208 GULF BLVD # 201	Madeira Beach	Condominium	\$1,759,658	3,400	2005	\$26,968
13231 GULF LN	Madeira Beach	Single Family Home	\$1,759,280	1,518	1928	\$27,644
13090 131ST AVE W	Madeira Beach	Vacant Residential Land	\$1,757,956			\$27,617
12909 VILLAGE BLVD	Madeira Beach	Strip Store - (2 or more	\$1,755,000	9,144	2001	\$29,677
15301 2ND ST E	Madeira Beach	Apartments (5-9 units)	\$1,750,000	7,476	1970	\$28,380
14073 N BAYSHORE DR	Madeira Beach	Single Family Home	\$1,747,505	2,493	1997	\$27,950
13415 GULF LN	Madeira Beach	Single Family Home	\$1,746,992	1,597	1940	\$27,448
503 JOHNS PASS AVE	Madeira Beach	Single Family Home	\$1,745,448	3,072	1984	\$27,565
874 BAY POINT DR	Madeira Beach	Single Family Home	\$1,735,495	2,537	2002	\$27,163
13054 GULF LN	Madeira Beach	Single Family - more tha	\$1,730,025	2,210	1938	\$27,222
14081 N BAYSHORE DR	Madeira Beach	Single Family Home	\$1,729,101	2,635	2005	\$26,880
15208 GULF BLVD # 601	Madeira Beach	Condominium	\$1,720,956	3,400	2005	\$26,503
13345 GULF LN	Madeira Beach	Single Family Home	\$1,711,626	908	1932	\$26,859
558 JOHNS PASS AVE	Madeira Beach	Single Family Home	\$1,708,136	5,246	1983	\$27,237
15358 GULF BLVD	Madeira Beach	Planned Unit Development	\$1,704,790	2,567	2001	\$27,070
15208 GULF BLVD # 501	Madeira Beach	Condominium	\$1,704,440	3,400	2005	\$26,242

Address	City	Type	Market Value	Sq Ft	Year	Annual Tax
13019 BOCA CIEGA AVE	Madeira Beach	Single Family Home	\$1,703,820	2,719	2020	\$27,610
15235 GULF BLVD	Madeira Beach	Strip Store - (2 or more	\$1,700,000	5,676	1974	\$28,786
355 BOCA CIEGA DR	Madeira Beach	Single Family Home	\$1,689,607	3,072	2020	\$26,994
15208 GULF BLVD # 401	Madeira Beach	Condominium	\$1,686,272	3,400	2005	\$25,894
15208 GULF BLVD # 301	Madeira Beach	Condominium	\$1,669,756	3,400	2005	\$25,719
13048 GULF LN	Madeira Beach	Vacant Residential - lot	\$1,667,382			\$26,156
470 137TH AVENUE CIR	Madeira Beach	Single Family Home	\$1,666,479	2,687	2012	\$25,996
13031 GULF LN	Madeira Beach	Vacant Residential - lot	\$1,665,615			\$31,486
13031 GULF LN	Madeira Beach	Vacant Residential - lot	\$1,665,427			\$31,232
13044 GULF LN	Madeira Beach	Vacant Residential - lot	\$1,664,584			\$26,156
494 JOHNS PASS AVE	Madeira Beach	Single Family Home	\$1,663,253	3,589	1977	\$26,472
13025 GULF LN	Madeira Beach	Single Family Home	\$1,663,222	786	1938	\$26,181

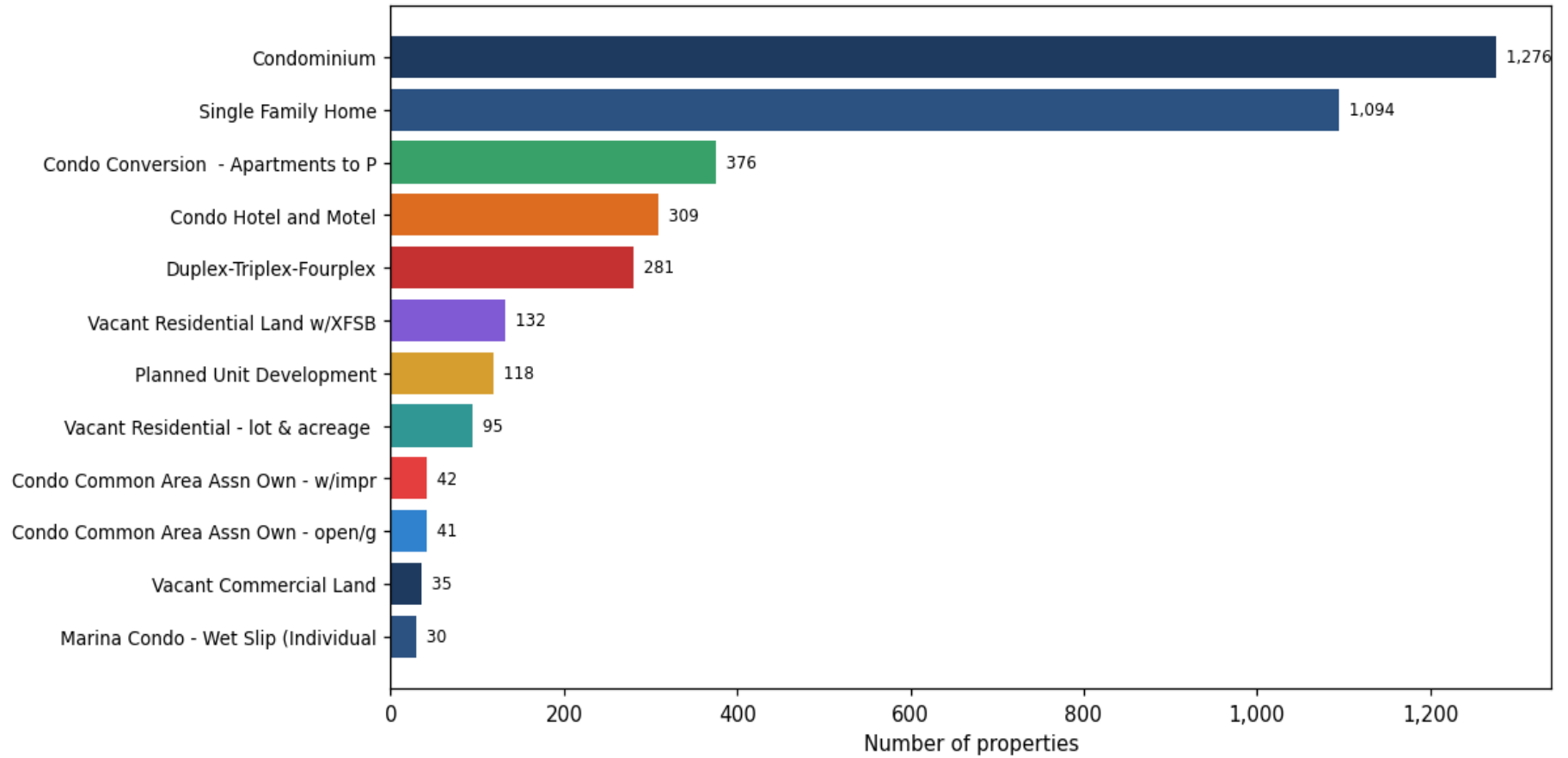
**Market value distribution (n=4,020, top 1% trimmed for readability)**



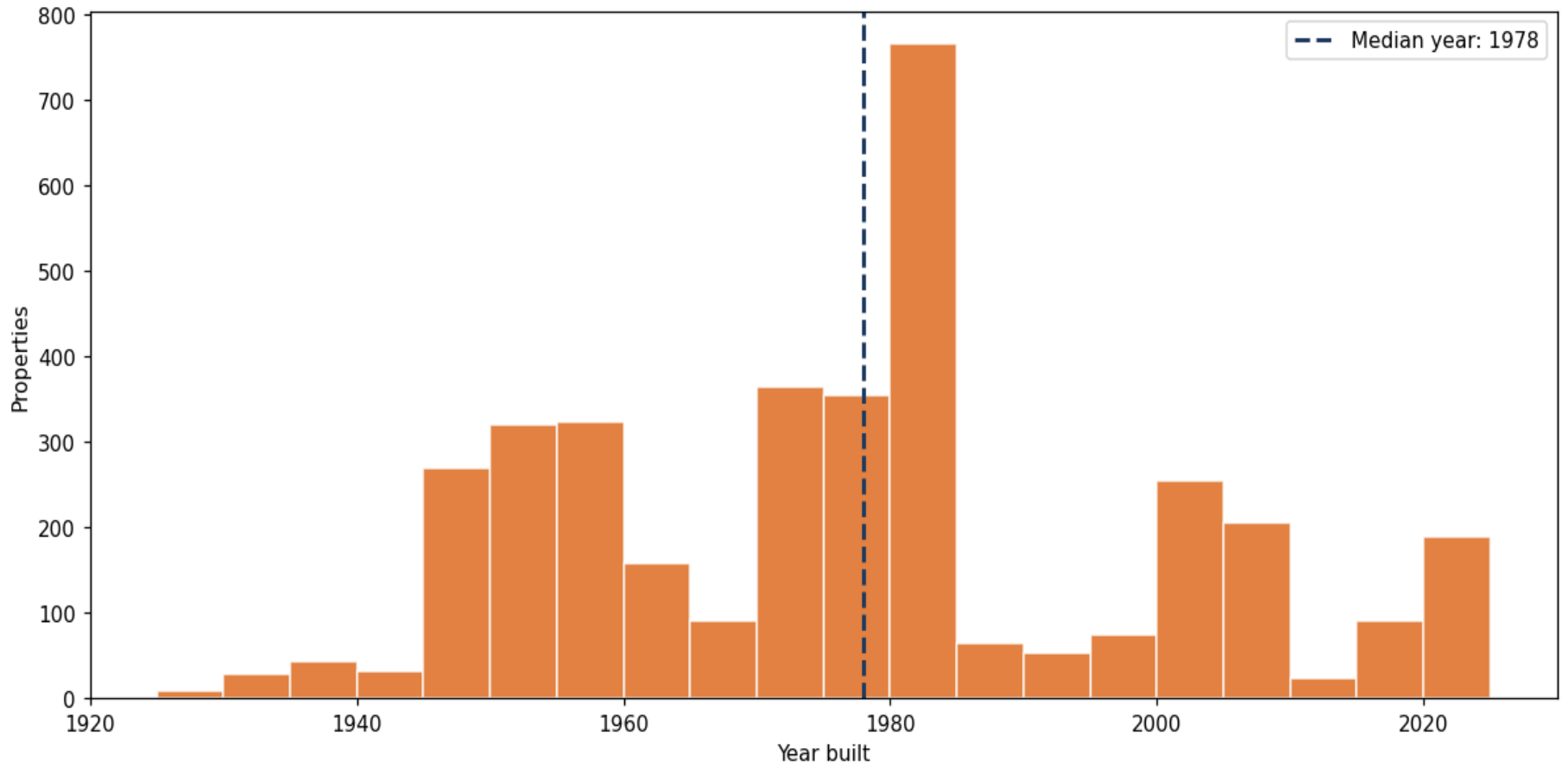
**Building size vs. market value (n=3,616, outliers trimmed)**



## Top property types by count



**Year built distribution (5-year buckets)**



**Market value vs. assessed value (gap = untaxed appreciation)**

