

Pinellas Property Market Report

119 matching properties • May 30, 2026

Filters applied	Headline numbers
City: Largo	Properties matched: 119
Property type: Single Building Store	Median market value: \$535,000
	Mean market value: \$934,329
	Min / Max: \$75,000 / \$3,300,000
	Mean square footage: 6,616

Top 119 properties by market value

Address	City	Type	Market Value	Sq Ft	Year	Annual Tax
14004 WALSINGHAM RD	Largo	Single Building Store	\$3,300,000	14,998	2001	\$63,607
800 WEST BAY DR	Largo	Single Building Store	\$3,265,000	14,840	2000	\$62,658
10697 ULMERTON RD	Largo	Single Building Store	\$3,260,000	14,488	2004	\$61,898
2295 EAST BAY DR	Largo	Single Building Store	\$3,205,000	14,252	1993	\$60,854
2991 ROOSEVELT BLVD	Largo	Single Building Store	\$3,170,000	14,406	2002	\$60,664
13553 66TH ST	Largo	Single Building Store	\$3,140,000	33,956	1973	\$56,818
3950 EAST BAY DR	Largo	Single Building Store	\$2,655,000	13,386	2011	\$52,974
2390 EAST BAY DR	Largo	Single Building Store	\$2,520,000	12,040	1999	\$47,848
2390 BELCHER RD S	Largo	Single Building Store	\$2,465,000	12,040	1999	\$46,803
13998 WALSINGHAM RD	Largo	Single Building Store	\$2,430,000	11,590	1998	\$46,709
4000 EAST BAY DR	Largo	Single Building Store	\$2,390,000	12,113	2002	\$45,664
51 MISSOURI AVE N	Largo	Single Building Store	\$2,390,000	12,468	2002	\$46,044
4560 EAST BAY DR	Largo	Single Building Store	\$2,325,000	12,592	2021	\$45,000

Address	City	Type	Market Value	Sq Ft	Year	Annual Tax
1756 N MISSOURI AVE	Largo	Single Building Store	\$2,275,000	10,260	2022	\$45,474
103 INDIAN ROCKS RD S	Largo	Single Building Store	\$2,215,000	15,100	2003	\$42,057
4315 EAST BAY DR	Largo	Single Building Store	\$1,950,000	18,881	1985	\$44,620
13055 STARKEY RD	Largo	Single Building Store	\$1,950,000	16,420	1972	\$39,873
100 CLEARWATER-LARGO RD N	Largo	Single Building Store	\$1,925,000	11,360	1997	\$37,974
1350 WEST BAY DR	Largo	Single Building Store	\$1,800,000	13,503	2002	\$36,835
641 MISSOURI AVE N	Largo	Single Building Store	\$1,775,000	18,375	1960	\$33,702
13015 SEMINOLE BLVD	Largo	Single Building Store	\$1,755,000	15,929	1992	\$36,550
705 8TH AVE SW	Largo	Single Building Store	\$1,655,000	8,156	2013	\$32,278
2650 EAST BAY DR	Largo	Single Building Store	\$1,650,000	3,520	2011	\$31,329
311 MISSOURI AVE N	Largo	Single Building Store	\$1,650,000	32,000	1980	\$32,278
12500 SEMINOLE BLVD	Largo	Single Building Store	\$1,590,000	9,100	2013	\$32,278
2351 101ST ST N	Largo	Single Building Store	\$1,575,000	9,068	1999	\$29,514
8651 ULMERTON RD	Largo	Single Building Store	\$1,530,000	9,323	2013	\$30,854
10135 ULMERTON RD	Largo	Single Building Store	\$1,475,000	7,360	2020	\$29,240
6651 ULMERTON RD	Largo	Single Building Store	\$1,475,000	7,424	2018	\$28,291
200 STARKEY RD	Largo	Single Building Store	\$1,445,000	8,908	1997	\$29,715
11601 OAKHURST RD	Largo	Single Building Store	\$1,430,000	7,428	2017	\$27,911
13625 BELCHER RD S	Largo	Single Building Store	\$1,420,000	8,000	2011	\$25,537
100 1ST AVE SW	Largo	Single Building Store	\$1,370,000	8,927	2019	\$27,911
12850 WALSINGHAM RD	Largo	Single Building Store	\$1,300,000	7,372	2014	\$24,891
13110 66TH ST	Largo	Single Building Store	\$1,220,000	6,895	2014	\$23,544
10025 ULMERTON RD	Largo	Single Building Store	\$1,200,000	18,000	1966	\$25,626
4260 EAST BAY DR	Largo	Single Building Store	\$1,160,000	6,944	2007	\$22,785
13120 66TH ST	Largo	Single Building Store	\$1,140,000	10,920	1981	\$22,785

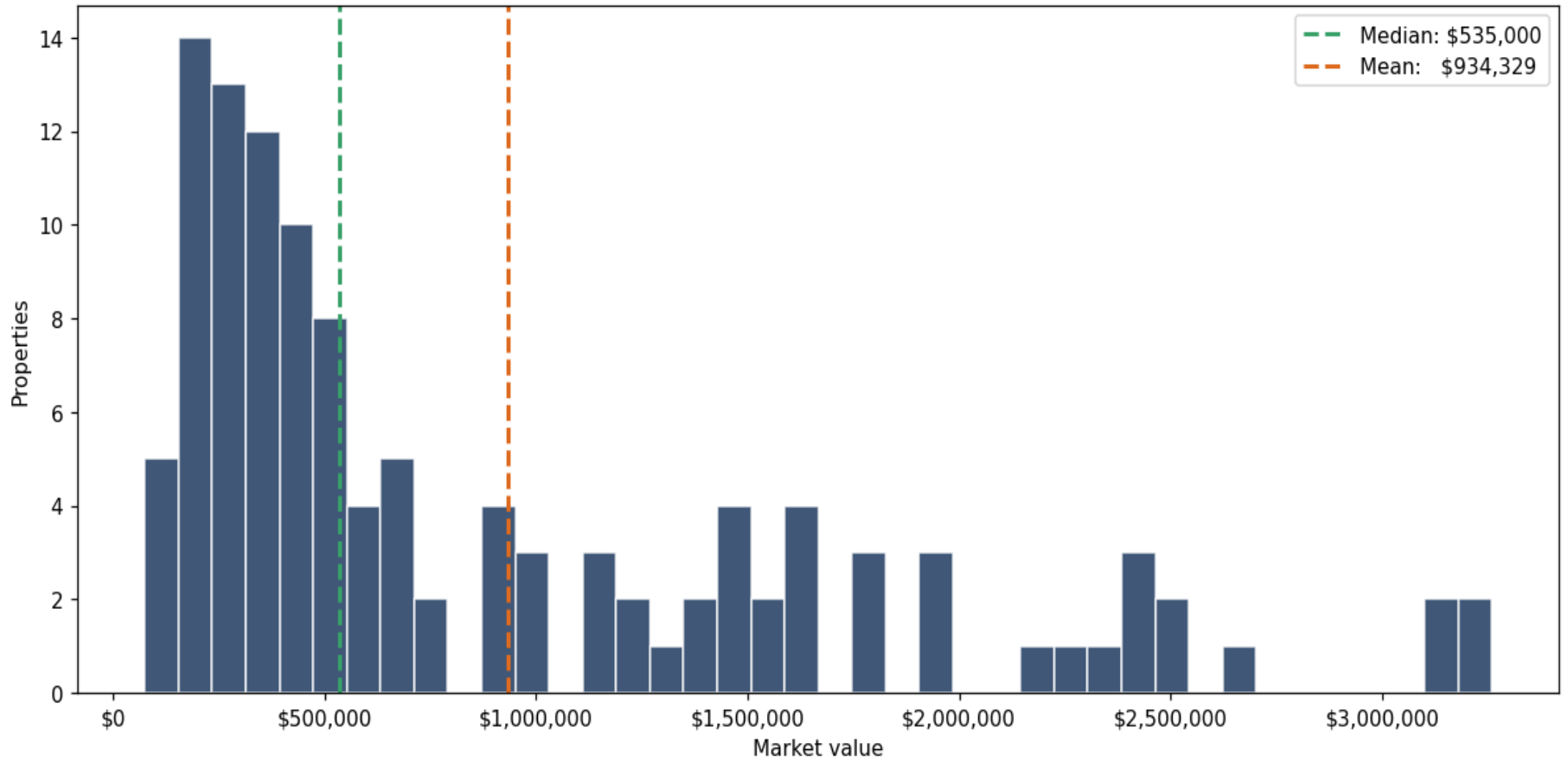
Address	City	Type	Market Value	Sq Ft	Year	Annual Tax
13202 WALSINGHAM RD	Largo	Single Building Store	\$1,115,000	7,260	1998	\$22,595
14144 66TH ST N	Largo	Single Building Store	\$1,023,100	10,272	1958	\$23,671
8926 126TH AVE	Largo	Single Building Store	\$1,010,000	7,285	2007	\$18,746
12344 SEMINOLE BLVD	Largo	Single Building Store	\$1,000,000	8,114	2008	\$20,601
1401 SEMINOLE BLVD	Largo	Single Building Store	\$900,000	4,000	2023	\$17,943
7690 ULMERTON RD	Largo	Single Building Store	\$893,200	2,887	1976	\$20,886
1176 EAST BAY DR	Largo	Single Building Store	\$890,000	9,300	1972	\$17,563
370 CLEARWATER-LARGO RD N	Largo	Single Building Store	\$875,000	10,915	1960	\$17,183
1460 MISSOURI AVE N	Largo	Single Building Store	\$775,000	7,560	1974	\$15,854
12400 SEMINOLE BLVD	Largo	Single Building Store	\$735,000	6,300	2005	\$15,095
311 CLEARWATER-LARGO RD N	Largo	Single Building Store	\$700,000	4,559	2000	\$14,240
8791 ULMERTON RD	Largo	Single Building Store	\$692,000	833	1970	\$12,608
2905 EAST BAY DR	Largo	Single Building Store	\$690,000	9,501	1958	\$14,905
1751 S MISSOURI AVE	Largo	Single Building Store	\$685,000	14,738	1976	\$13,576
14100 66TH ST	Largo	Single Building Store	\$675,000	5,970	1972	\$12,371
206 WEST BAY DR	Largo	Single Building Store	\$625,000	10,670	1926	\$16,234
13777 66TH ST	Largo	Single Building Store	\$625,000	8,000	1982	\$11,929
13655 BELCHER RD S	Largo	Single Building Store	\$605,000	3,596	1964	\$11,046
1158 7TH ST NW	Largo	Single Building Store	\$555,000	2,400	1975	\$10,538
13362 66TH ST	Largo	Single Building Store	\$550,000	4,176	1984	\$7,595
904 WEST BAY DR	Largo	Single Building Store	\$540,000	3,807	1936	\$10,538
3445 EAST BAY DR #B	Largo	Single Building Store	\$535,000	5,000	1976	\$11,108
1001 MISSOURI AVE N	Largo	Single Building Store	\$535,000	2,450	1967	\$10,253
1875 EAST BAY DR	Largo	Single Building Store	\$535,000	3,456	1987	\$10,158
3445 EAST BAY DR #A	Largo	Single Building Store	\$535,000	5,000	1976	\$11,108

Address	City	Type	Market Value	Sq Ft	Year	Annual Tax
12585 ULMERTON RD	Largo	Single Building Store	\$515,000	6,786	1981	\$9,808
14590 WALSINGHAM RD	Largo	Single Building Store	\$485,000	3,942	1976	\$9,968
3760 EAST BAY DR	Largo	Single Building Store	\$471,900	2,784	1976	\$10,253
6535 142ND AVE N	Largo	Single Building Store	\$465,000	3,200	1964	\$9,114
1156 JASPER ST	Largo	Single Building Store	\$460,000	4,452	1963	\$9,399
1471 CLEARWATER-LARGO RD N	Largo	Single Building Store	\$460,000	3,825	1973	\$9,019
607 CLEARWATER-LARGO RD N	Largo	Single Building Store	\$420,000	5,000	1963	\$8,259
380 SEMINOLE BLVD	Largo	Single Building Store	\$420,000	5,160	1956	\$8,639
12694 ULMERTON RD	Largo	Single Building Store	\$415,000	1,800	1967	\$9,141
7949 ULMERTON RD	Largo	Single Building Store	\$415,000	2,736	1957	\$8,165
3405 EAST BAY DR	Largo	Single Building Store	\$410,000	4,000	1981	\$8,070
211 MISSOURI AVE N	Largo	Single Building Store	\$405,000	5,178	1960	\$7,880
299 KEENE RD	Largo	Single Building Store	\$390,000	4,800	1966	\$7,975
4101 142ND AVE N	Largo	Single Building Store	\$375,000	2,940	1990	\$7,500
1758 N MISSOURI AVE	Largo	Single Building Store	\$375,000	4,760	1970	\$7,785
1997 RIDGE RD S	Largo	Single Building Store	\$370,000	1,360	1949	\$7,595
302 WEST BAY DR	Largo	Single Building Store	\$370,000	3,616	1956	\$7,595
1451 CLEARWATER-LARGO RD N	Largo	Single Building Store	\$345,000	4,130	1962	\$7,215
8015 ULMERTON RD	Largo	Single Building Store	\$345,000	2,592	1984	\$7,158
514 1ST AVE SW	Largo	Single Building Store	\$345,000	1,691	1948	\$6,551
1703 MISSOURI AVE N	Largo	Single Building Store	\$335,000	1,586	1978	\$7,595
552 CLEARWATER-LARGO RD N	Largo	Single Building Store	\$330,000	2,568	1978	\$6,740
910 WEST BAY DR	Largo	Single Building Store	\$330,000	3,072	1965	\$7,025
2965 EAST BAY DR	Largo	Single Building Store	\$315,000	1,792	1986	\$6,361
789 HIGHLAND AVE N	Largo	Single Building Store	\$300,000	2,405	1962	\$6,076

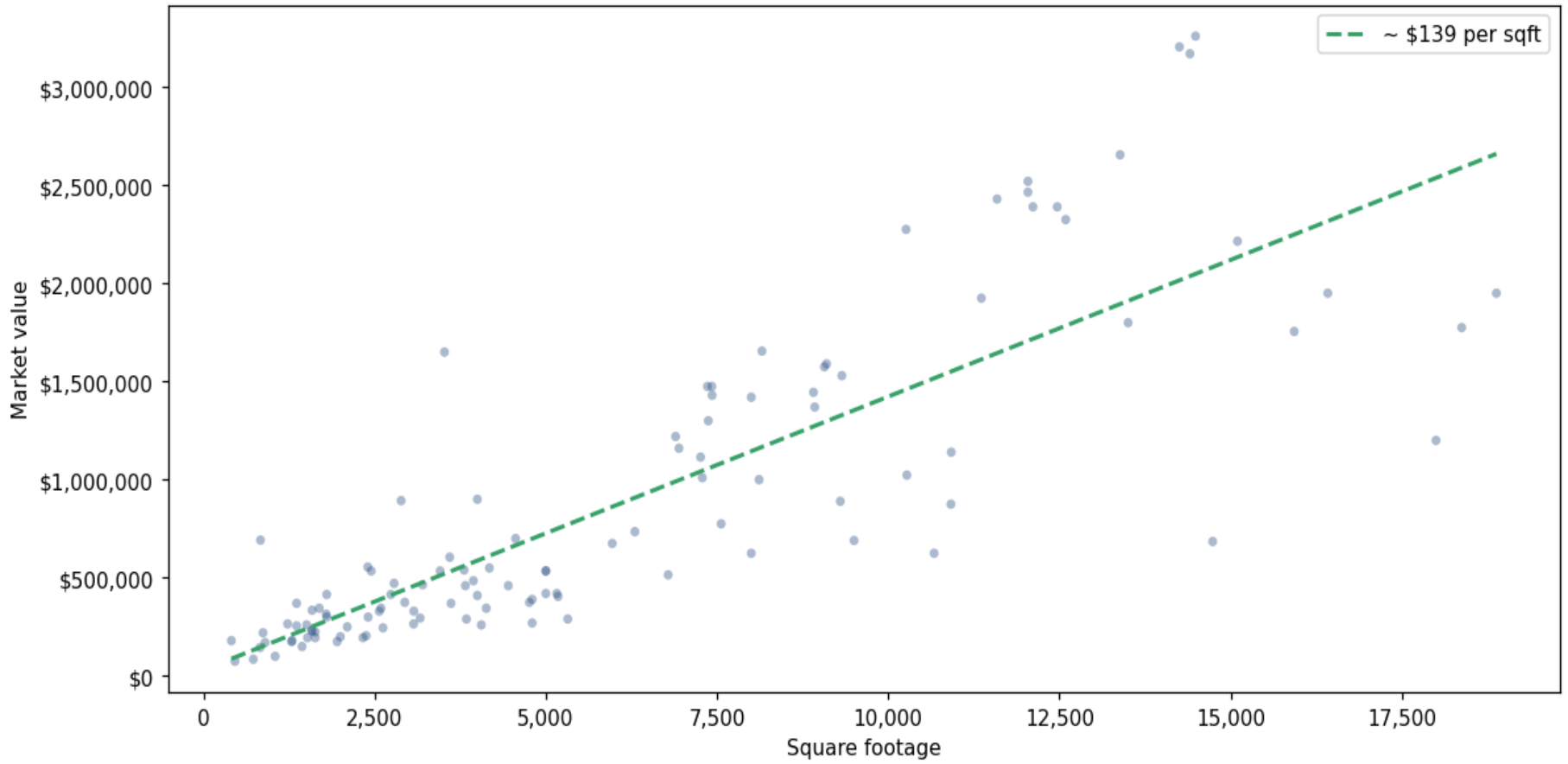
Address	City	Type	Market Value	Sq Ft	Year	Annual Tax
13932 WALSINGHAM RD	Largo	Single Building Store	\$300,000	1,800	1960	\$6,076
904 CLEARWATER-LARGO RD N	Largo	Single Building Store	\$295,000	3,164	1963	\$6,646
214 WEST BAY DR	Largo	Single Building Store	\$290,000	5,320	1935	\$5,886
617 CLEARWATER-LARGO RD N	Largo	Single Building Store	\$290,000	3,840	1968	\$5,981
621 CLEARWATER-LARGO RD N	Largo	Single Building Store	\$270,000	4,800	1956	\$5,886
600 EAST BAY DR	Largo	Single Building Store	\$265,000	3,069	1965	\$5,411
1941 WEST BAY DR	Largo	Single Building Store	\$265,000	1,229	1965	\$5,601
13801 66TH ST	Largo	Single Building Store	\$260,000	4,058	1950	\$4,860
2130 WEST BAY DR	Largo	Single Building Store	\$260,000	1,507	1960	\$5,032
80 CLEARWATER-LARGO RD S	Largo	Single Building Store	\$255,000	1,360	1998	\$5,127
2144 RIDGE RD S	Largo	Single Building Store	\$250,000	2,100	1970	\$4,842
706 16TH AVE NW	Largo	Single Building Store	\$245,000	2,622	1958	\$5,506
1488 CLEARWATER-LARGO RD N	Largo	Single Building Store	\$230,000	1,582	1946	\$4,747
12530 INDIAN ROCKS RD	Largo	Single Building Store	\$230,000	1,585	1957	\$4,747
607 1ST AVE SW	Largo	Single Building Store	\$225,000	1,632	1940	\$4,557
509 HIGHLAND AVE N	Largo	Single Building Store	\$220,000	870	1968	\$4,367
1780 CLEARWATER-LARGO RD	Largo	Single Building Store	\$205,000	2,376	1925	\$4,177
12691 SEMINOLE BLVD	Largo	Single Building Store	\$200,000	2,000	1973	\$4,272
1220 CLEARWATER-LARGO RD N	Largo	Single Building Store	\$195,000	2,330	1948	\$4,082
5778 ROOSEVELT BLVD	Largo	Single Building Store	\$195,000	1,520	1973	\$4,082
10671 104TH AVE	Largo	Single Building Store	\$195,000	1,632	1981	\$3,711
12185 INDIAN ROCKS RD	Largo	Single Building Store	\$180,000	408	1967	\$3,703
2075 EAST BAY DR	Largo	Single Building Store	\$180,000	1,296	1964	\$3,703
1406 CLEARWATER-LARGO RD N	Largo	Single Building Store	\$175,000	1,286	1962	\$3,513
206 13TH ST SW	Largo	Single Building Store	\$175,000	1,952	1946	\$3,797

Address	City	Type	Market Value	Sq Ft	Year	Annual Tax
1435 CLEARWATER-LARGO RD N	Largo	Single Building Store	\$170,000	900	1956	\$3,228
455 CLEARWATER-LARGO RD	Largo	Single Building Store	\$150,000	1,440	1963	\$3,323
1771 CLEARWATER-LARGO RD	Largo	Single Building Store	\$145,000	826	1925	\$2,943
12659 WILCOX RD	Largo	Single Building Store	\$100,000	1,047	1949	\$2,121
440 SEMINOLE BLVD	Largo	Single Building Store	\$85,000	728	1985	\$1,994
70 6TH ST SW	Largo	Single Building Store	\$75,000	460	1948	\$1,614

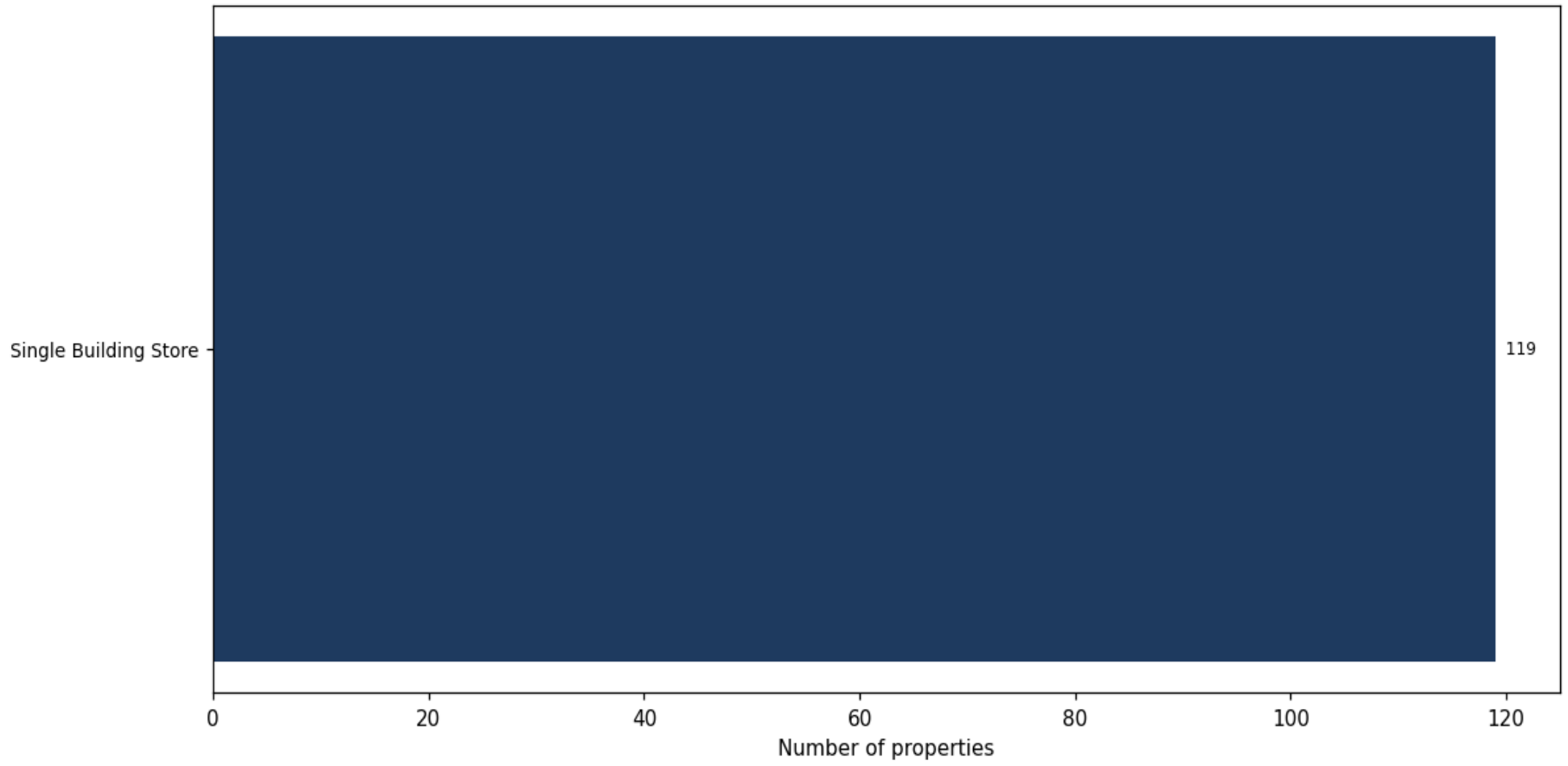
Market value distribution (n=119, top 1% trimmed for readability)



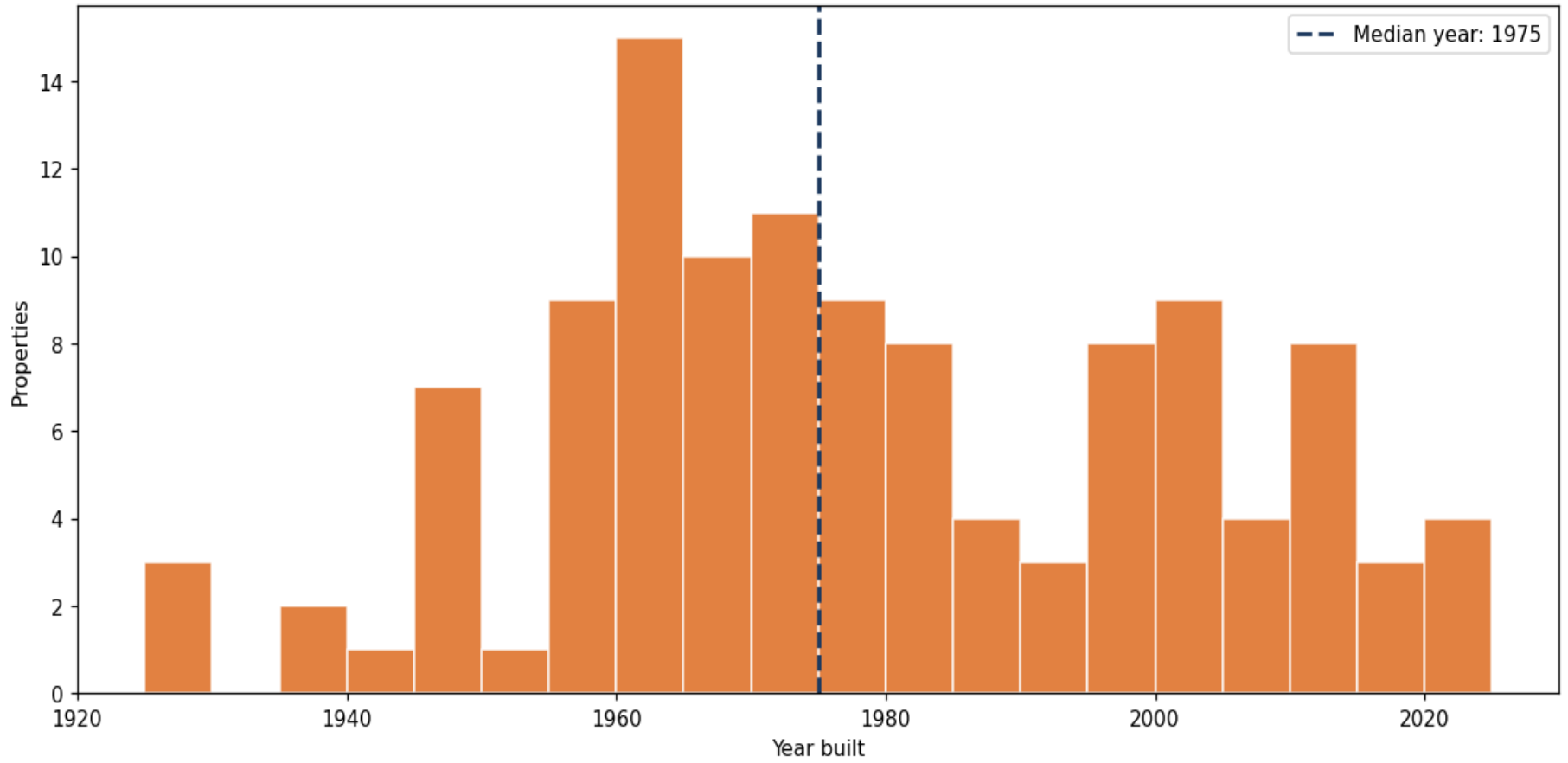
Building size vs. market value (n=115, outliers trimmed)



Top property types by count



Year built distribution (5-year buckets)



Market value vs. assessed value (gap = untaxed appreciation)

