

# Pinellas Property Market Report

19 matching properties • May 30, 2026

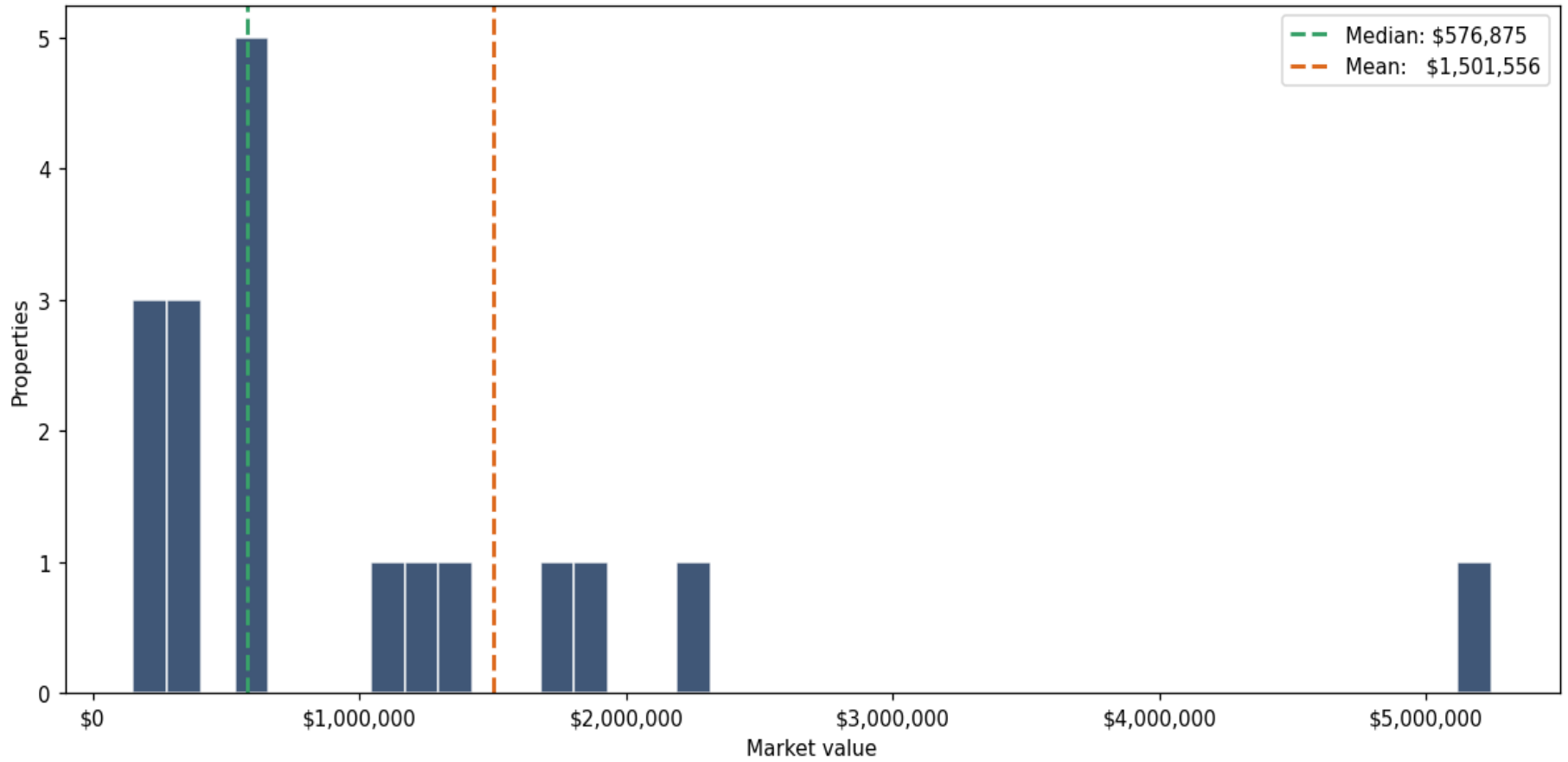
Filters applied	Headline numbers
<b>City:</b> Largo	<b>Properties matched:</b> 19
<b>Property type:</b> Private Schools	<b>Median market value:</b> \$576,875
	<b>Mean market value:</b> \$1,501,556
	<b>Min / Max:</b> \$150,000 / \$9,287,810
	<b>Mean square footage:</b> 10,687

## Top 19 properties by market value

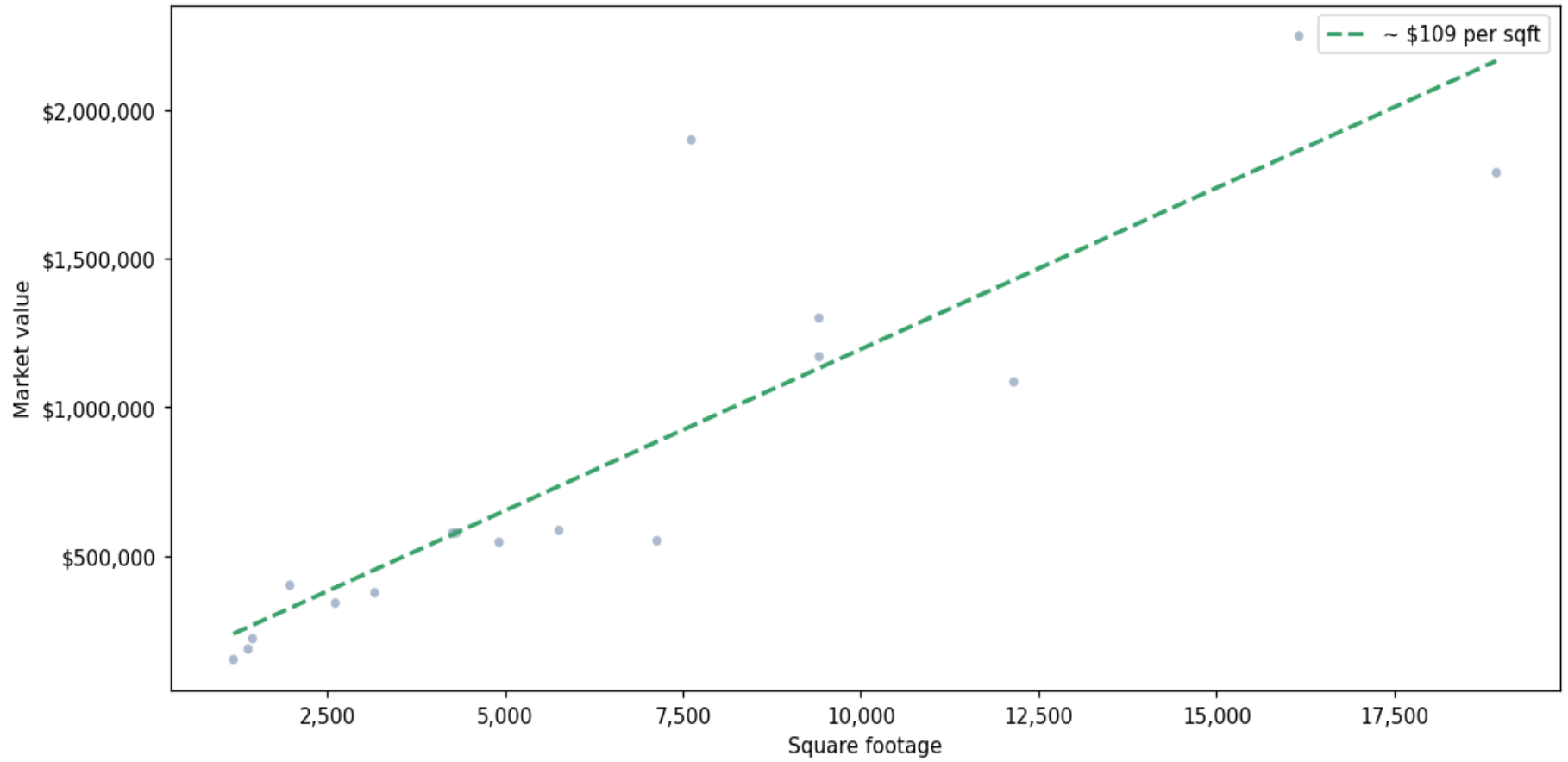
Address	City	Type	Market Value	Sq Ft	Year	Annual Tax
1775 S HIGHLAND AVE	Largo	Private Schools & Colleg	\$9,287,810	55,803	1968	\$176,875
833 WYATT ST	Largo	Private Schools & Colleg	\$5,245,300	35,368	1956	\$77,526
11499 131ST ST # A	Largo	Private Schools & Colleg	\$2,250,000	16,162	1985	\$44,905
3270 EAST BAY DR	Largo	Private Schools & Colleg	\$1,900,000	7,619	1971	\$37,690
11650 131ST ST N	Largo	Private Schools & Colleg	\$1,789,582	18,934	1968	\$30,282
13233 102ND AVE N	Largo	Private Schools & Colleg	\$1,300,000	9,413	1974	\$23,253
16120 BAY VISTA DR	Largo	Private Schools & Colleg	\$1,170,000	9,416	1988	\$28,006
557 CLEARWATER-LARGO RD N	Largo	Private Schools & Colleg	\$1,085,000	12,152	1960	\$21,361
5690 ROOSEVELT BLVD	Largo	Private Schools & Colleg	\$585,000	5,760	1986	\$11,582
1807 S HIGHLAND AVE	Largo	Private Schools & Colleg	\$576,875	4,320	1955	\$11,629
1375 BELCHER RD S	Largo	Private Schools & Colleg	\$575,000	4,258	1976	\$11,487
14088 ICOT BLVD	Largo	Private Schools & Colleg	\$550,000	7,136	1986	\$10,918
6751 ULMERTON RD	Largo	Private Schools & Colleg	\$545,000	4,916	1959	\$10,074

Address	City	Type	Market Value	Sq Ft	Year	Annual Tax
2095 BELLEAIR RD	Largo	Private Schools & Colleg	\$400,000	1,977	1982	\$7,975
5295 EAST BAY DR	Largo	Private Schools & Colleg	\$375,000	3,170	1971	\$7,471
13042 INDIAN ROCKS RD	Largo	Private Schools & Colleg	\$340,000	2,616	1937	\$6,769
1351 CLEARWATER-LARGO RD N	Largo	Private Schools & Colleg	\$220,000	1,453	1925	\$4,462
812 13TH AVE NW	Largo	Private Schools & Colleg	\$185,000	1,390	1947	\$3,703
1695 EAST BAY DR	Largo	Private Schools & Colleg	\$150,000	1,184	1947	\$2,990

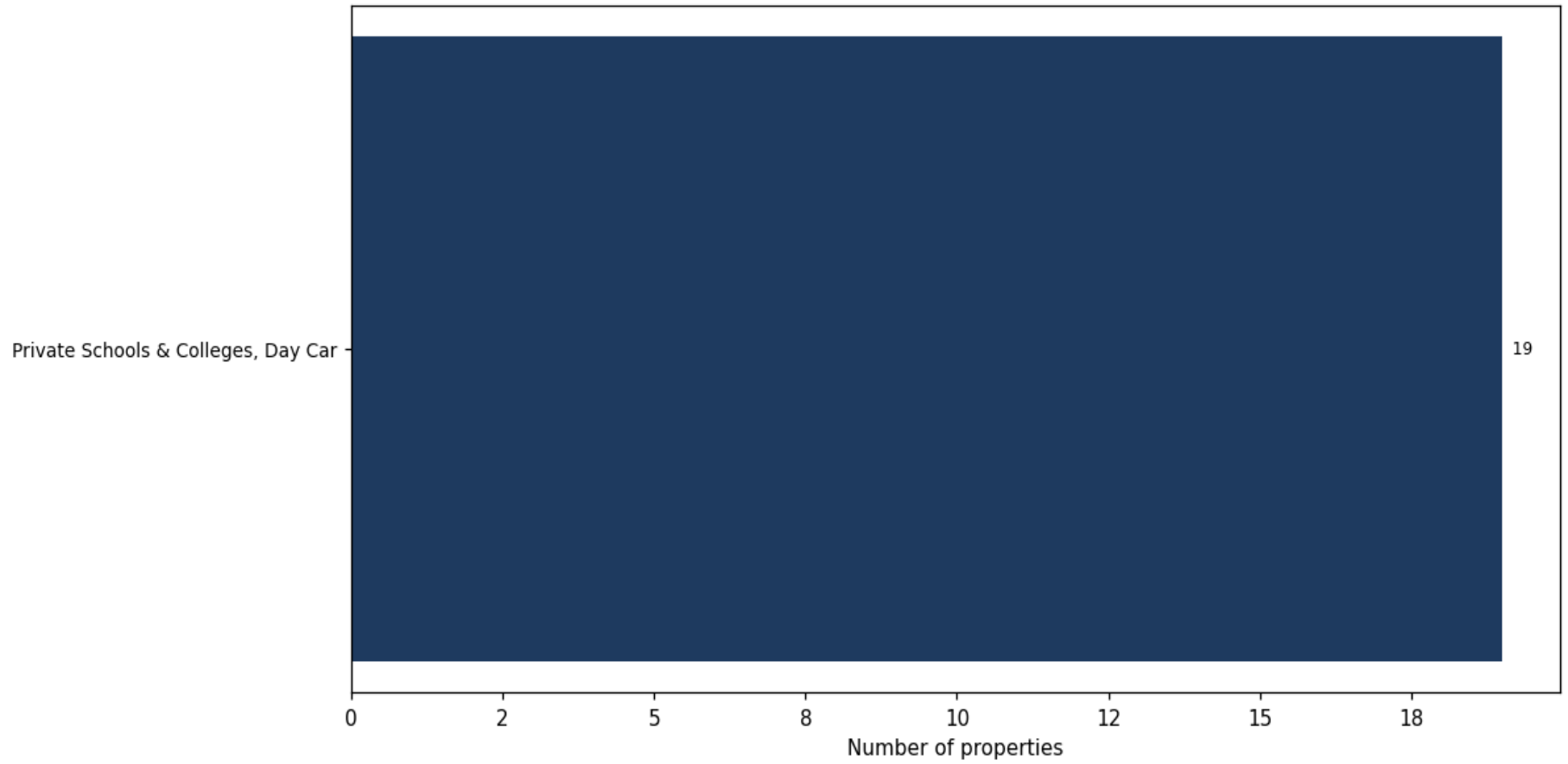
**Market value distribution (n=19, top 1% trimmed for readability)**



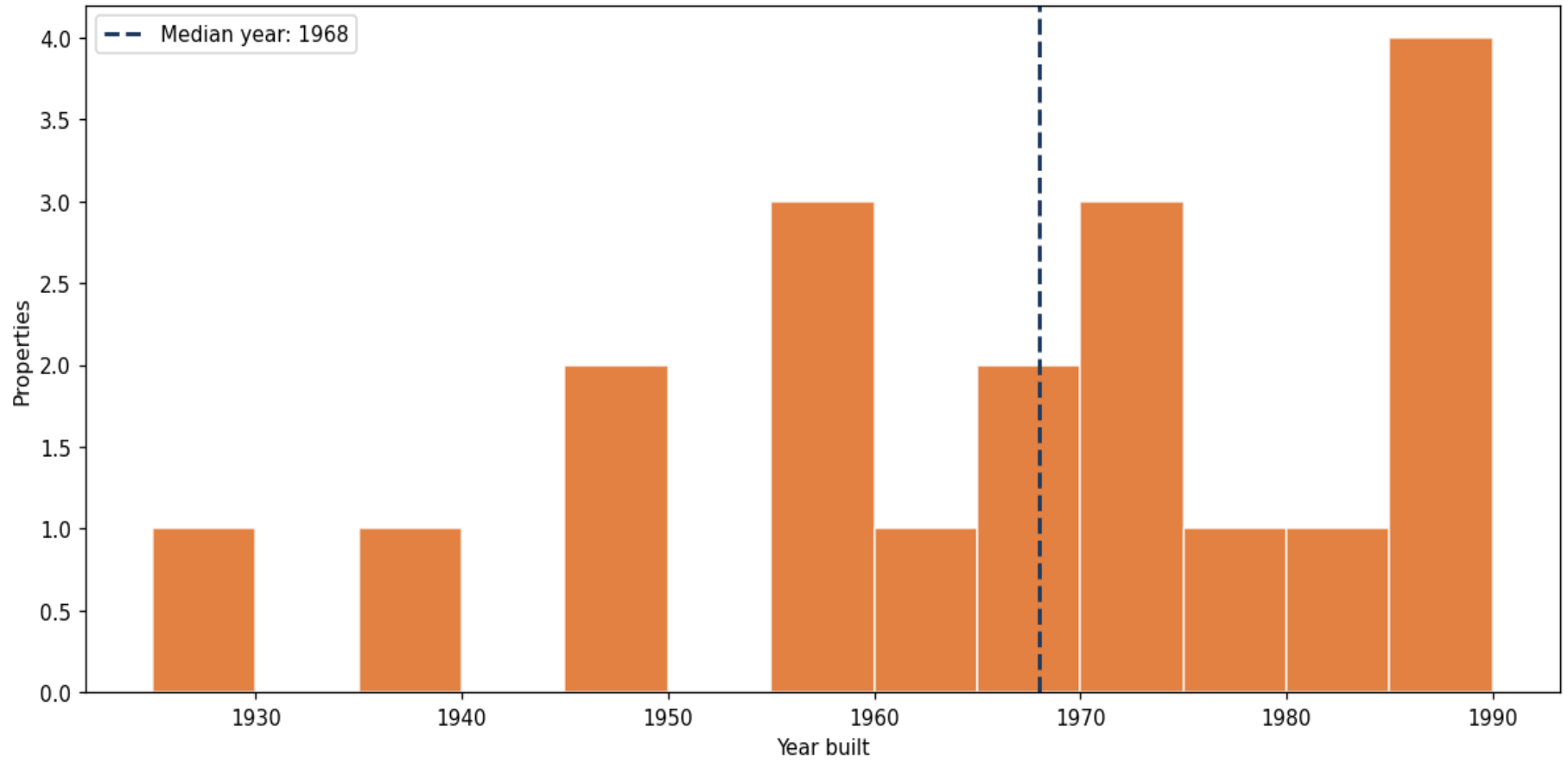
**Building size vs. market value (n=17, outliers trimmed)**



### Top property types by count



**Year built distribution (5-year buckets)**



### Market value vs. assessed value (gap = untaxed appreciation)

