

Pinellas Property Market Report

15 matching properties • May 31, 2026

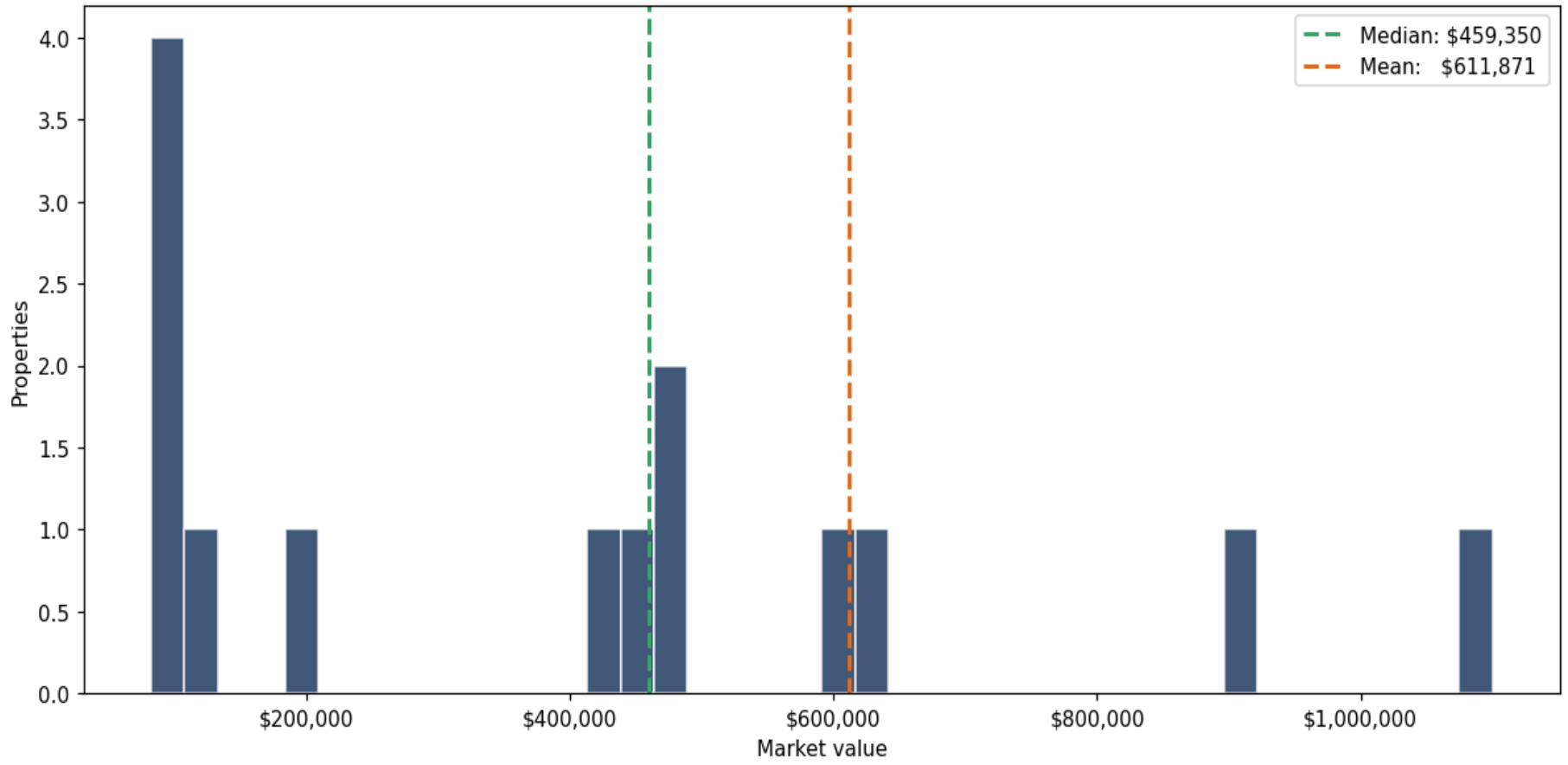
Filters applied	Headline numbers
City: Largo	Properties matched: 15
Property type: Open Storage	Median market value: \$459,350
	Mean market value: \$611,871
	Min / Max: \$82,130 / \$3,450,000
	Mean square footage: 5,381

Top 15 properties by market value

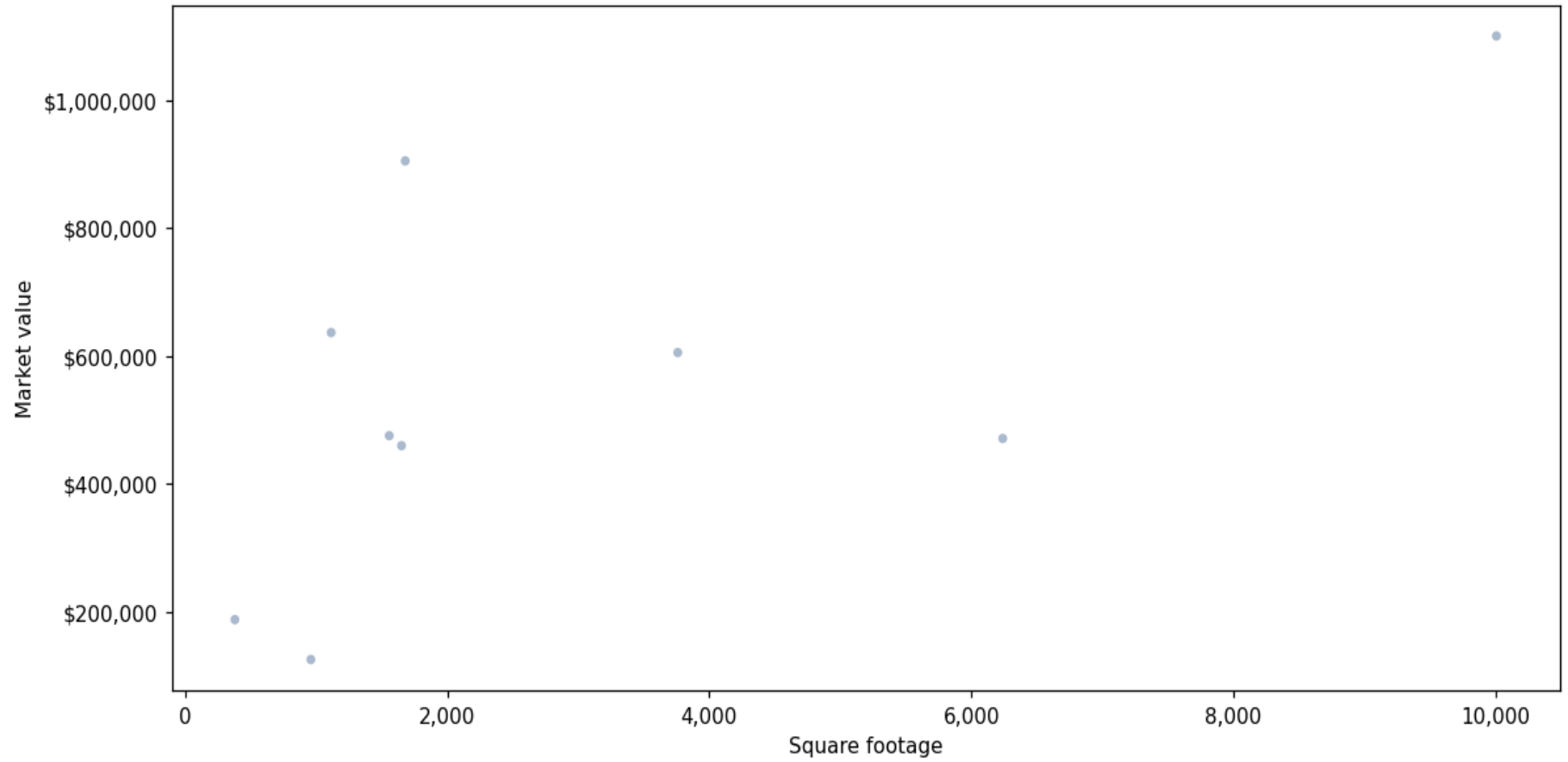
Address	City	Type	Market Value	Sq Ft	Year	Annual Tax
11900 STARKEY RD	Largo	Open Storage	\$3,450,000	21,766	1971	\$62,485
111 MISSOURI AVE N	Largo	Open Storage	\$1,100,000	10,008	2002	\$21,930
6700 118TH AVE	Largo	Open Storage	\$904,726	1,680	1950	\$16,946
6742 118TH AVE	Largo	Open Storage	\$636,198	1,115	1952	\$12,417
13800 62ND ST N	Largo	Open Storage	\$605,000	3,760	2004	\$11,867
8753 SOMERSET DR	Largo	Open Storage	\$475,000	1,558	1970	\$10,712
6484 123RD AVE	Largo	Open Storage	\$470,674	6,240	1963	\$8,791
9001 126TH AVE	Largo	Open Storage	\$459,350	1,652	1972	\$8,201
6720 114TH AVE	Largo	Open Storage	\$422,764	10,070	1975	\$8,131
8963 131ST AVE	Largo	Open Storage	\$187,369	380	1954	\$3,642
6103 126TH AVE	Largo	Open Storage	\$125,000	960	1959	\$2,297
131ST AVE	Largo	Open Storage	\$88,862			\$1,841
131ST AVE	Largo	Open Storage	\$88,862			\$1,841

Address	City	Type	Market Value	Sq Ft	Year	Annual Tax
130TH AVE	Largo	Open Storage	\$82,130			\$1,701
130TH AVE	Largo	Open Storage	\$82,130			\$1,701

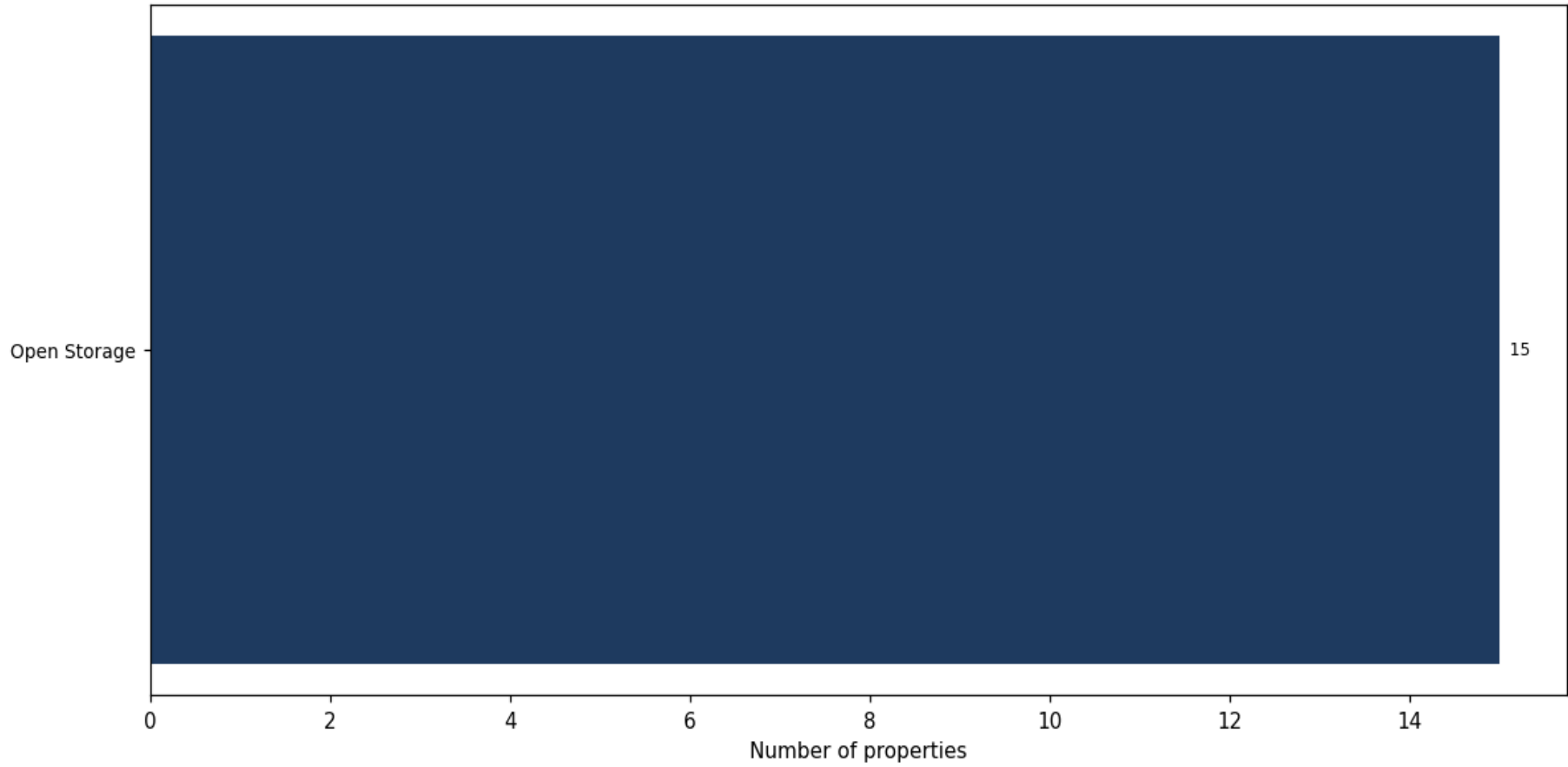
Market value distribution (n=15, top 1% trimmed for readability)



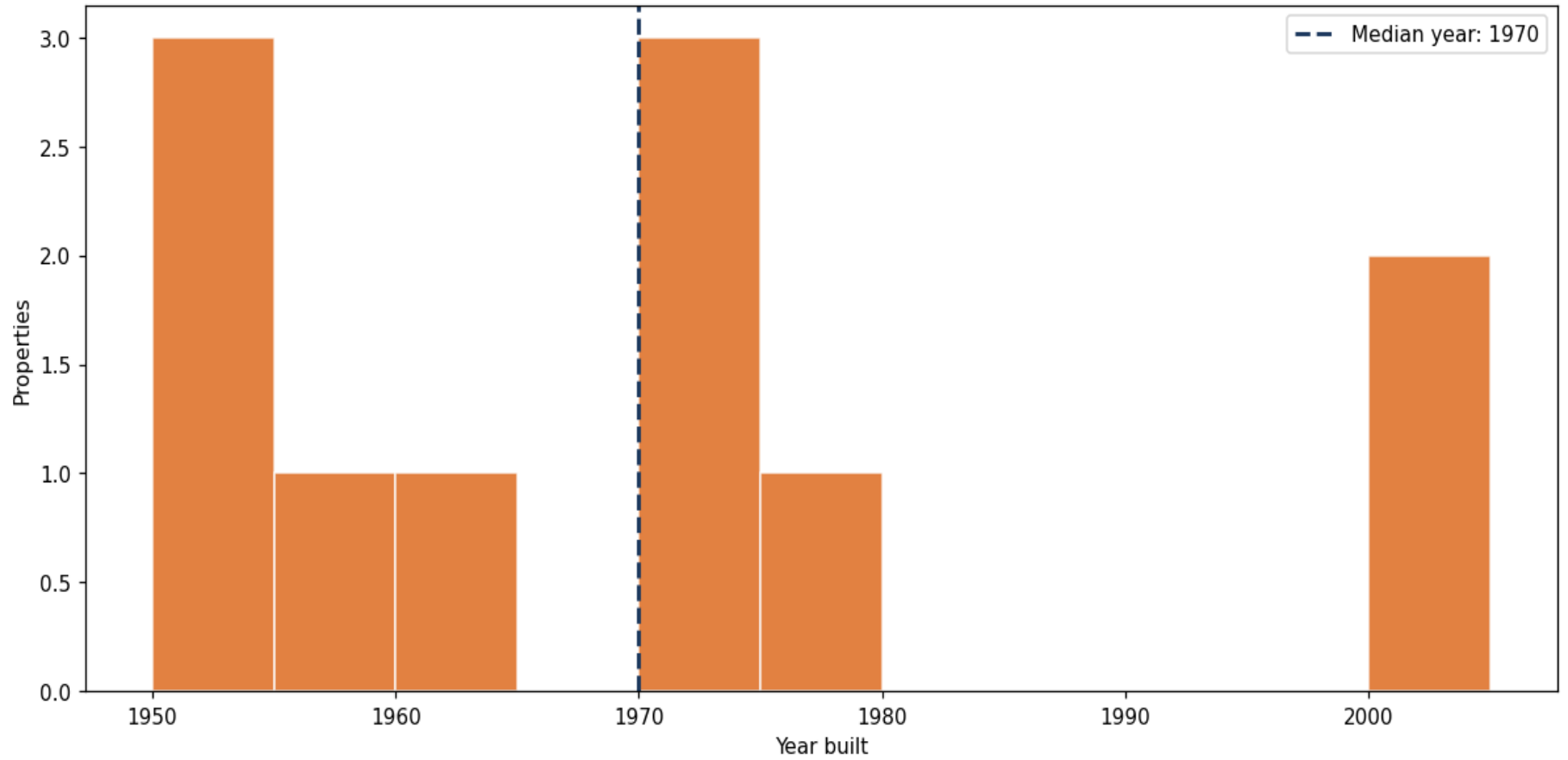
Building size vs. market value (n=9, outliers trimmed)



Top property types by count



Year built distribution (5-year buckets)



Market value vs. assessed value (gap = untaxed appreciation)

