

# Pinellas Property Market Report

48 matching properties • May 30, 2026

Filters applied	Headline numbers
<b>City:</b> Largo	<b>Properties matched:</b> 48
<b>Property type:</b> Fast Food Restaurant	<b>Median market value:</b> \$980,000
	<b>Mean market value:</b> \$1,092,992
	<b>Min / Max:</b> \$285,000 / \$2,350,000
	<b>Mean square footage:</b> 2,960

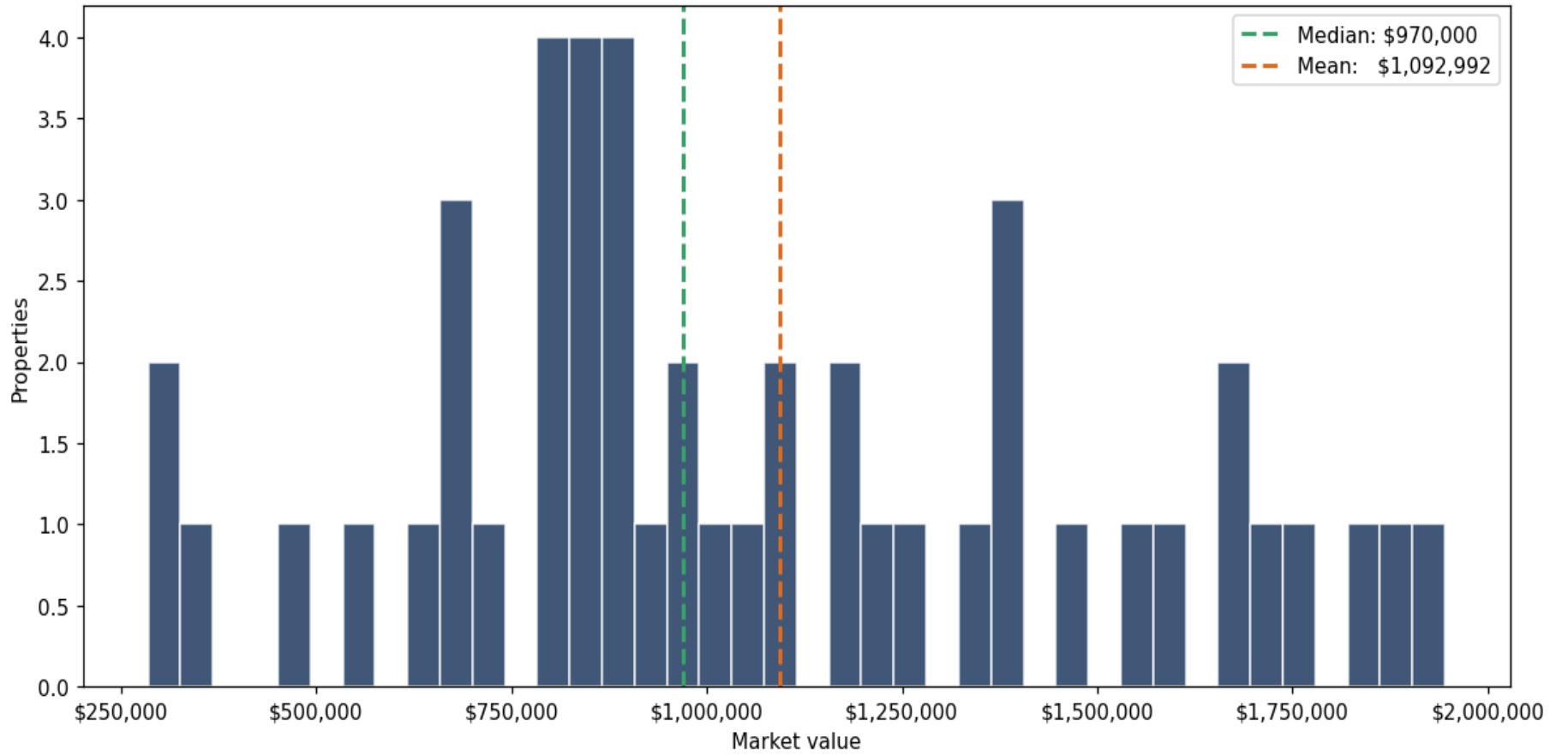
## Top 48 properties by market value

Address	City	Type	Market Value	Sq Ft	Year	Annual Tax
10150 ULMERTON RD	Largo	Fast Food Restaurant	\$2,350,000	6,101	2017	\$45,095
8585 ULMERTON RD	Largo	Fast Food Restaurant	\$1,945,000	4,123	2017	\$36,930
4835 EAST BAY DR	Largo	Fast Food Restaurant	\$1,880,000	3,411	2023	\$36,076
2600 ROOSEVELT BLVD	Largo	Fast Food Restaurant	\$1,850,000	2,605	2023	\$35,601
980 MISSOURI AVE N	Largo	Fast Food Restaurant	\$1,750,000	2,982	2000	\$33,228
10075 ULMERTON RD	Largo	Fast Food Restaurant	\$1,705,000	4,530	2005	\$31,900
2675 ROOSEVELT BLVD	Largo	Fast Food Restaurant	\$1,675,000	3,871	2012	\$31,993
13875 WALSINGHAM RD	Largo	Fast Food Restaurant	\$1,665,000	6,074	1987	\$34,177
4855 EAST BAY DR	Largo	Fast Food Restaurant	\$1,575,000	2,980	2023	\$44,620
12976 SEMINOLE BLVD	Largo	Fast Food Restaurant	\$1,530,000	4,229	2011	\$30,000
2530 EAST BAY DR	Largo	Fast Food Restaurant	\$1,450,000	2,078	2024	\$27,531
1648 MISSOURI AVE N	Largo	Fast Food Restaurant	\$1,405,000	5,124	1999	\$27,911
1250 WEST BAY DR	Largo	Fast Food Restaurant	\$1,395,000	4,360	2012	\$27,247

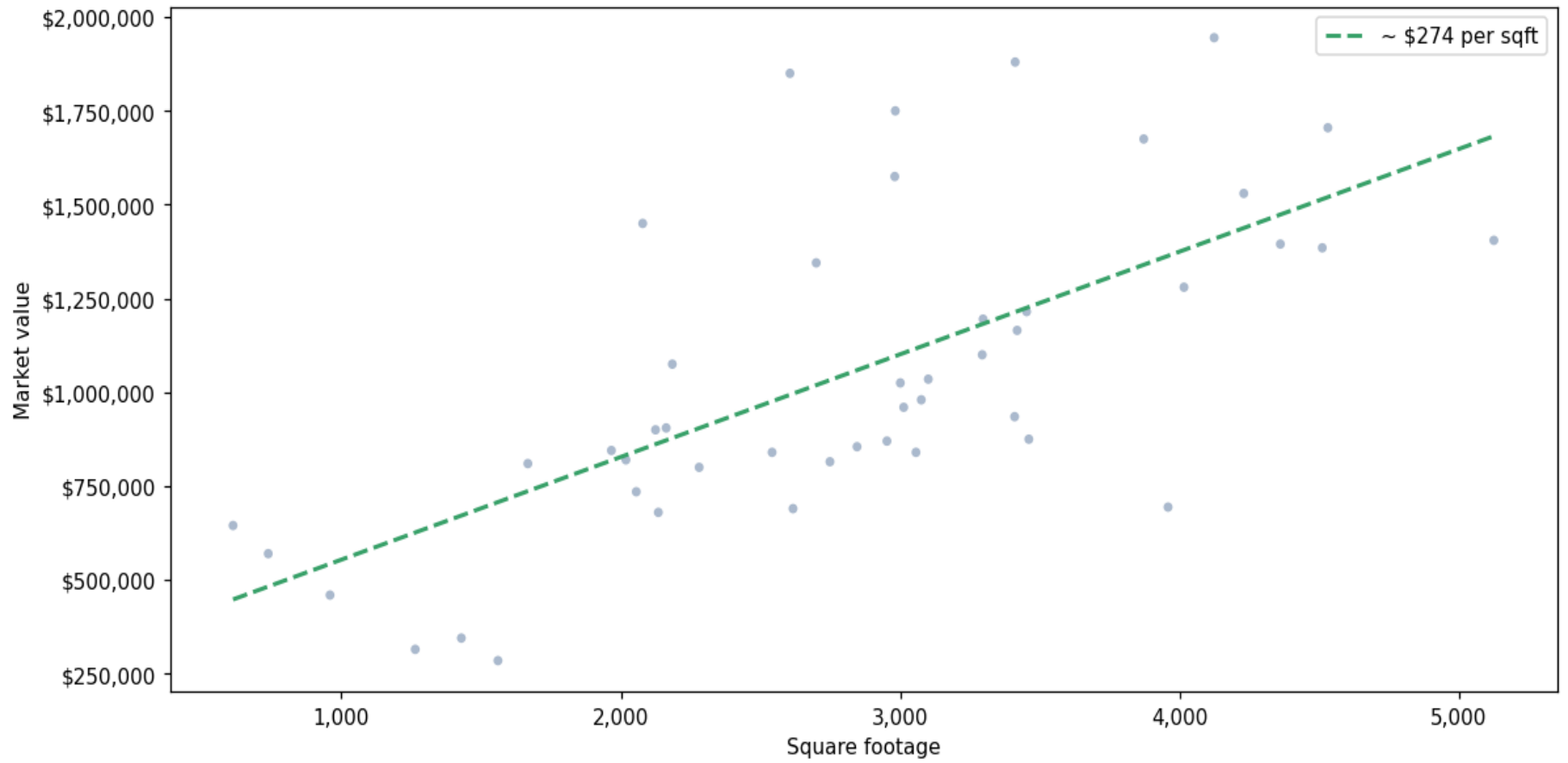
Address	City	Type	Market Value	Sq Ft	Year	Annual Tax
7901 ULMERTON RD	Largo	Fast Food Restaurant	\$1,385,000	4,510	2001	\$28,196
4960 EAST BAY DR	Largo	Fast Food Restaurant	\$1,345,000	2,699	2019	\$26,107
3500 EAST BAY DR	Largo	Fast Food Restaurant	\$1,280,000	4,015	2014	\$25,158
10555 ULMERTON RD	Largo	Fast Food Restaurant	\$1,215,000	3,452	1997	\$23,734
1590 N MISSOURI AVE	Largo	Fast Food Restaurant	\$1,195,000	3,296		\$23,354
2300 EAST BAY DR	Largo	Fast Food Restaurant	\$1,165,000	3,418	1999	\$22,215
13238 66TH ST	Largo	Fast Food Restaurant	\$1,100,000	3,293	1984	\$21,361
5225 EAST BAY DR	Largo	Fast Food Restaurant	\$1,075,000	2,184	2007	\$20,886
4001 EAST BAY DR	Largo	Fast Food Restaurant	\$1,035,000	3,100	1995	\$19,747
351 MISSOURI AVE N	Largo	Fast Food Restaurant	\$1,025,000	3,000	2003	\$20,411
8700 ULMERTON RD	Largo	Fast Food Restaurant	\$980,000	3,075	2005	\$19,272
8770 ULMERTON RD	Largo	Fast Food Restaurant	\$960,000	3,012	1983	\$18,892
11760 OAKHURST RD	Largo	Fast Food Restaurant	\$935,000	3,409	2001	\$18,513
8671 ULMERTON RD	Largo	Fast Food Restaurant	\$905,000	2,162	1985	\$17,563
7030 ULMERTON RD	Largo	Fast Food Restaurant	\$900,000	2,124	2008	\$17,563
180 BELCHER RD S	Largo	Fast Food Restaurant	\$875,000	3,460	1984	\$18,038
13677 WALSINGHAM RD	Largo	Fast Food Restaurant	\$870,000	2,952	2004	\$17,753
6640 ULMERTON RD	Largo	Fast Food Restaurant	\$855,000	2,845	1984	\$21,835
13050 WALSINGHAM RD	Largo	Fast Food Restaurant	\$845,000	1,966	2018	\$15,297
3575 EAST BAY DR	Largo	Fast Food Restaurant	\$840,000	3,056	1980	\$15,464
2200 EAST BAY DR	Largo	Fast Food Restaurant	\$840,000	2,541	2006	\$16,424
2298 SEMINOLE BLVD	Largo	Fast Food Restaurant	\$820,000	2,018	2017	\$15,570
600 MISSOURI AVE N	Largo	Fast Food Restaurant	\$815,000	2,748	1976	\$16,614
4909 ULMERTON RD	Largo	Fast Food Restaurant	\$810,000	1,667	1994	\$15,570
13709 WALSINGHAM RD	Largo	Fast Food Restaurant	\$800,000	2,280	2006	\$15,664

Address	City	Type	Market Value	Sq Ft	Year	Annual Tax
13013 66TH ST	Largo	Fast Food Restaurant	\$735,000	2,055	1986	\$14,240
7695 ULMERTON RD	Largo	Fast Food Restaurant	\$694,000	3,958	1982	\$12,406
9080 ULMERTON RD	Largo	Fast Food Restaurant	\$690,000	2,616	1984	\$14,240
3515 EAST BAY DR	Largo	Fast Food Restaurant	\$680,000	2,134	1984	\$13,386
2194 EAST BAY DR	Largo	Fast Food Restaurant	\$645,000	612	2016	\$12,247
3150 EAST BAY DR	Largo	Fast Food Restaurant	\$570,000	738	1992	\$10,823
2250 EAST BAY DR	Largo	Fast Food Restaurant	\$459,600	959	2025	\$14,145
190 KEENE RD	Largo	Fast Food Restaurant	\$345,000	1,429	1977	\$7,215
11599 66TH ST	Largo	Fast Food Restaurant	\$315,000	1,264	1998	\$6,146
1764 N MISSOURI AVE	Largo	Fast Food Restaurant	\$285,000	1,560	1968	\$6,266

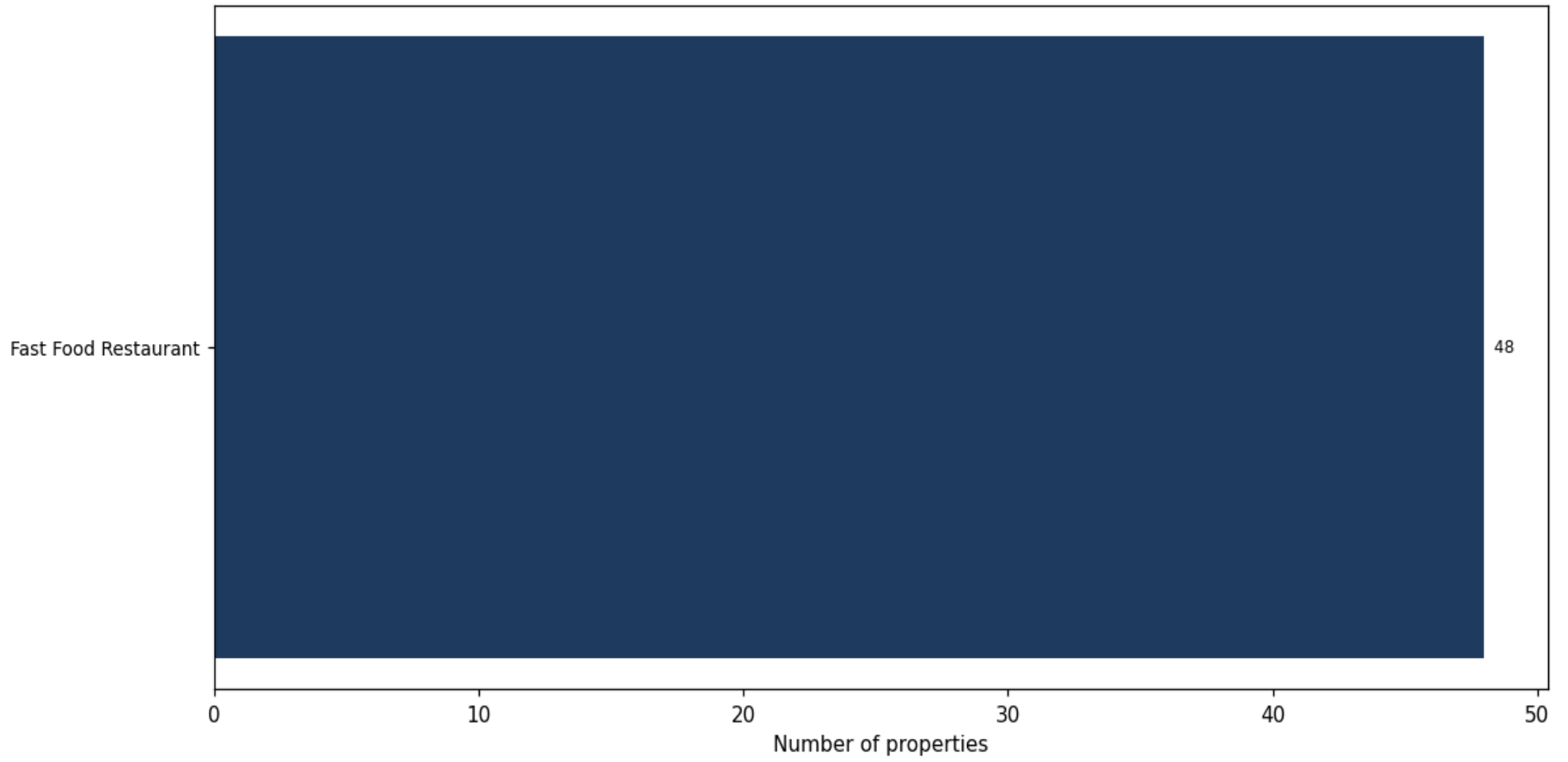
**Market value distribution (n=48, top 1% trimmed for readability)**



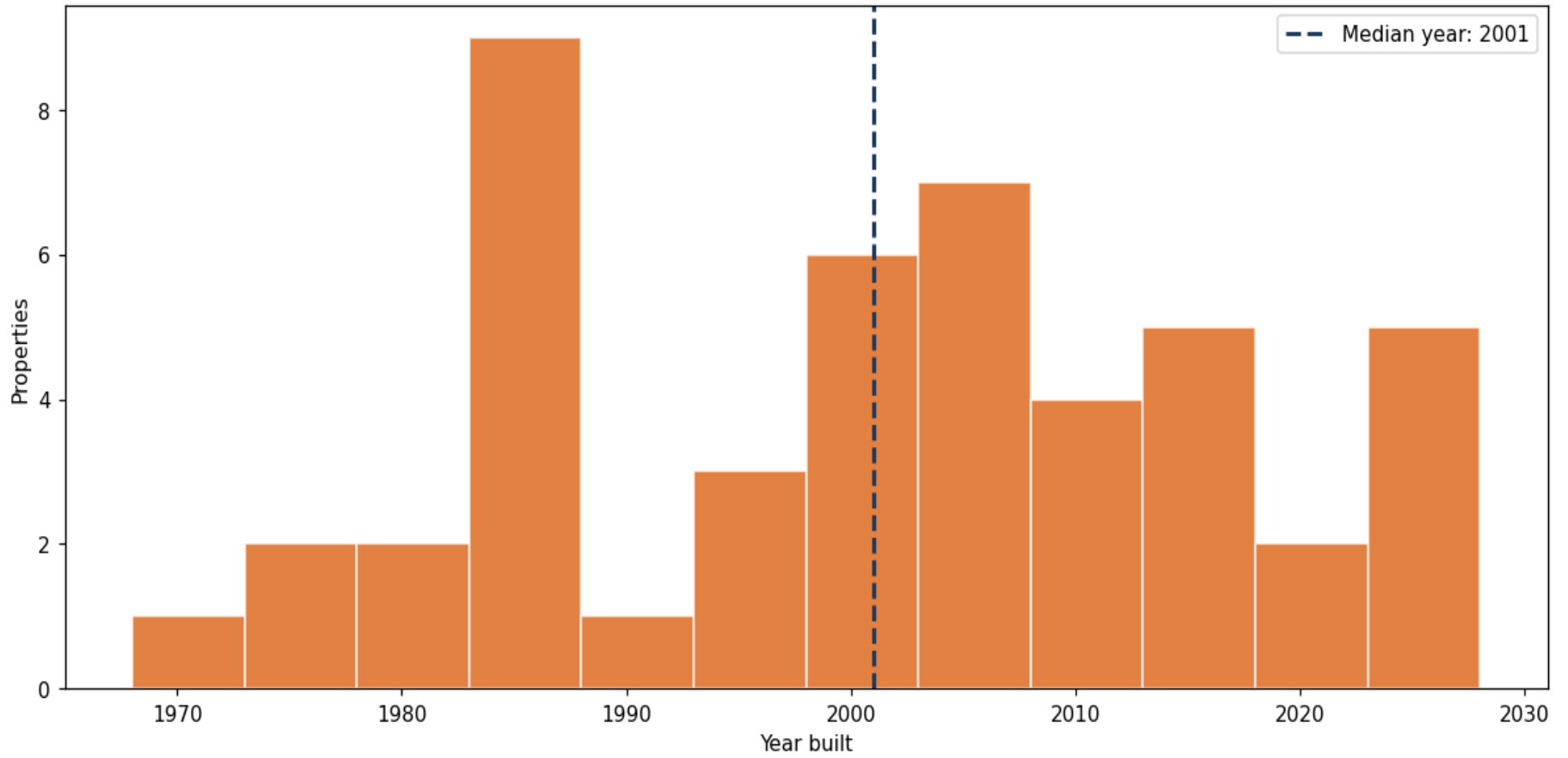
**Building size vs. market value (n=46, outliers trimmed)**



### Top property types by count



**Year built distribution (5-year buckets)**



**Market value vs. assessed value (gap = untaxed appreciation)**

